



# 3.3V HCMOS CERAMIC SMD OSCILLATOR WITH STANDBY MODEL: F4200 SERIES



## FEATURES

- 3.3V Operation
- HCMOS Output
- Standby Function
- Tape and Reel (2,000 pcs. STD)

## OPTIONS

- 5.0V (F3400) Version Available



• PART NUMBER SELECTION <a href="#">Learn More</a> - Internet Required				
Part Number	Model Number	Frequency Stability <sup>1</sup>	Operating Temperature (°C)	Frequency Range (MHz)
129-Frequency-xxxxx	F4200	±100PPM	-10 ~ +70	1.544 ~ 50.000
130-Frequency-xxxxx	F4200R	±100PPM	-40 ~ +85	1.544 ~ 50.000
131-Frequency-xxxxx	F4205	±50PPM	-10 ~ +70	1.544 ~ 50.000
132-Frequency-xxxxx	F4205R	±50PPM	-40 ~ +85	1.544 ~ 50.000
133-Frequency-xxxxx	F4206	±25PPM	-10 ~ +70	1.544 ~ 50.000
506-Frequency-xxxxx	F4206R	±25PPM*	-40 ~ +85	1.544 ~ 50.000
134-Frequency-xxxxx	F4208	±20PPM*	-10 ~ +70	1.544 ~ 50.000

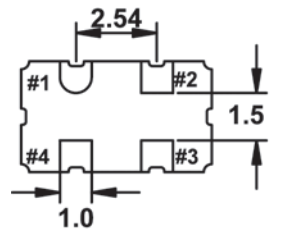
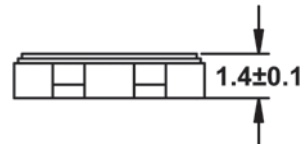
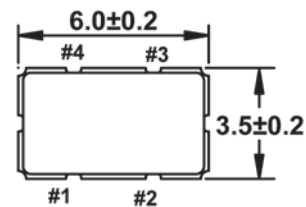
• ELECTRICAL CHARACTERISTICS	
PARAMETERS	MAX (unless otherwise noted)
Frequency Range (Fo)	1.544 ~ 50.000 MHz
Storage Temperature Range (TSTG)	-55°C ~ +125°C
Supply Voltage (VDD)	3.3V ± 10%
Input Current (IDD)	20mA
Output Symmetry (50% VDD)	40% ~ 60%
Rise Time (10% ~ 90% VDD) (TR)	6nS
Fall Time (90% ~ 10% VDD) (TF)	6nS
Output Voltage (VOL)	10% VDD
(VOH)	90% VDD Min
Output Current (IOL)	2mA Min
(IOH)	-2mA Min
Output Load (HCMOS)	15pF
Standby Current	10µA
Start-up Time (Ts)	10mS
Output Disable Time <sup>2</sup>	150nS
Output Enable Time <sup>2</sup>	10mS

<sup>1</sup> Inclusive of 25°C tolerance, operating temperature range, input voltage change, load change, aging, shock, and vibration. \*Excludes Shock/Vibration

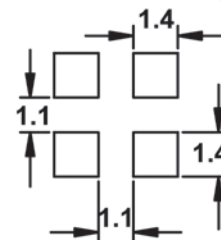
<sup>2</sup> An internal pullup resistor from pin 1 to pin 4 allows active output if pin 1 is left open.

All specifications subject to change without notice. Rev. 6/1/04

Learn more about:  
[Part Marking Identification](#)  
[Tape and Reel Specification](#)  
[Mechanical Specification](#)  
 Internet required



## Recommended Solder Pad Layout



## Pin Connections

- #1 E/D
- #2 GND
- #3 Output
- #4 V DD

All dimensions are in millimeters.

• ENABLE / DISABLE FUNCTION	
INH (Pin 1)	OUTPUT (Pin 3)
OPEN <sup>2</sup>	ACTIVE
'1' Level V <sub>IH</sub> ≥ 70% V <sub>DD</sub>	ACTIVE
'0' Level V <sub>IL</sub> ≤ 30% V <sub>DD</sub>	High Z

# Mouser Electronics

Authorized Distributor

Click to View Pricing, Inventory, Delivery & Lifecycle Information:

Fox:

[F4200-20MHz](#)