

## INTRODUCTION:

Adam Tech's Flat Cable DIP & Transition plugs are a one piece connector system that quickly and easily mass terminates flat cable then mounts directly to the PCB or PCB socket. These connectors are ideal for interconnecting PCB's in a permanent flat cable transition or satisfying disconnect applications. Our low profile design allows an increased board to board stacking density.

## FEATURES:

Available in 8 – 64 positions  
Eliminates need for two piece header & Socket set  
Fast easy mass termination without stripping cable  
Heavy duty Tin plated contacts  
Low Profile, high density board to board stacking  
Plugs into IC Socket or solders directly to PCB

## SPECIFICATIONS:

### Material:

Insulator: PBT, glass reinforced, rated UL94V-0  
Optional Hi-Temp insulator: Nylon 6T, rated UL94V-0  
Insulator Color: Black (Gray optional)  
Contacts: Brass

### Contact Plating:

G = Gold flash (30u" optional) over nickel underplate on contact area,  
Tin over copper underplate on IDC area.  
T = Tin over copper underplate overall

### Electrical:

Operating voltage: 250V AC max.  
Current rating: 3 Amp max  
Contact resistance: 20 mΩ max. initial  
Insulation resistance: 5000 MΩ min.  
Dielectric withstanding voltage: 1000V AC for 1 minute

### Mechanical:

Recommended cable size: 28 Awg stranded

### Temperature Rating:


Operating temperature: -40°C to +105°C

### PACKAGING:

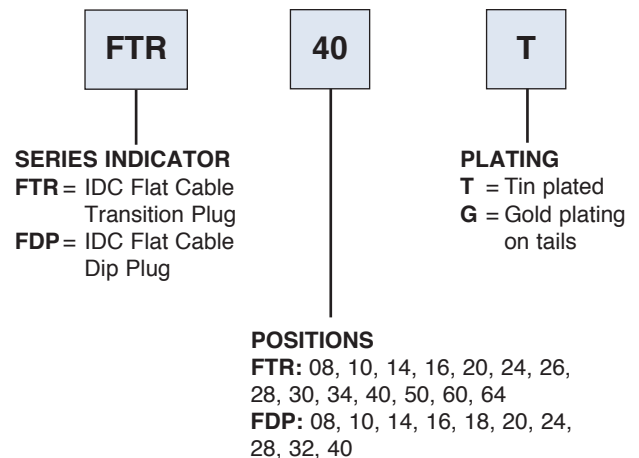
Anti-ESD plastic trays

### SAFETY AGENCY APPROVALS:

UL Recognized & CSA Certified, File no. E224053



## ORDERING INFORMATION



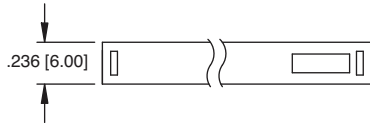
### OPTIONS:

Add designator(s) to end of part number  
**30** = 30 μin gold plating in contact area  
**GY** = Gray color insulator  
**RT** = Board retention


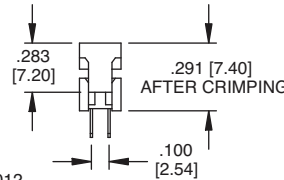
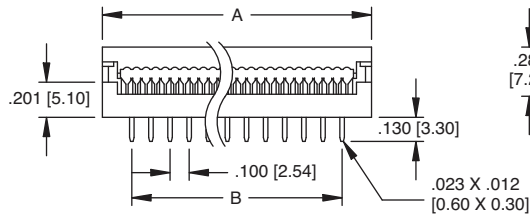


## FTR SERIES

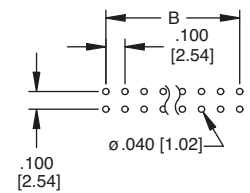
.100" X .100" (8P-64P)



A = .100 [2.54] x No. of Positions per row + .310 [7.88]  
B = .100 [2.54] x No. of Spaces per row




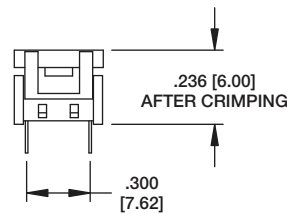
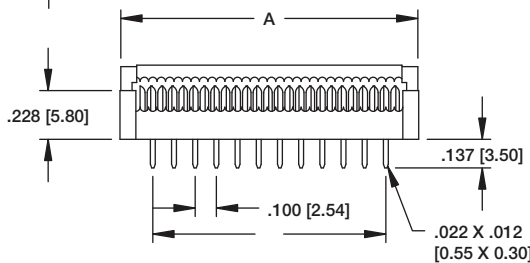
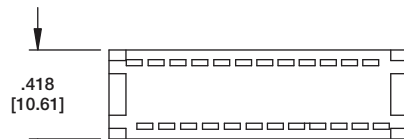
FTR-14-T



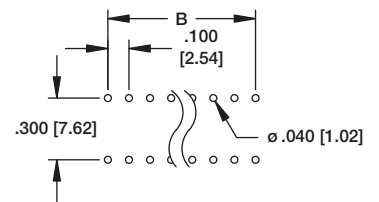
Recommended PCB Layout

## FDP SERIES

.100" X .300" (8P-20P)




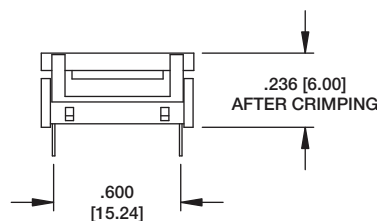
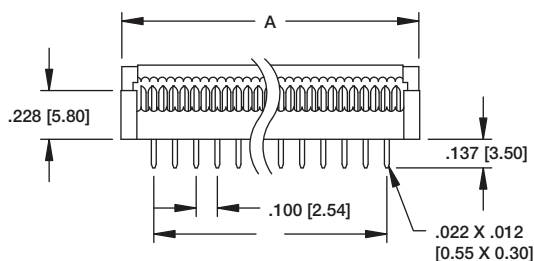
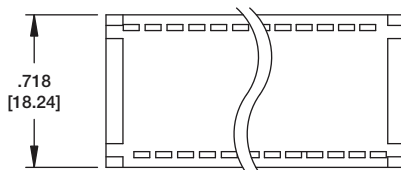
FDP-14-T



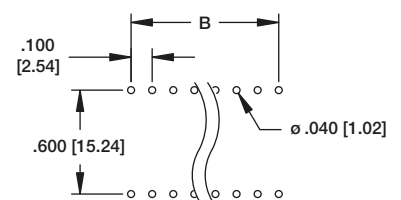
Recommended PCB Layout

## FDP SERIES

.100" X .600" (24P-40P)



FDP-24-T



Recommended PCB Layout

# Mouser Electronics

Authorized Distributor

Click to View Pricing, Inventory, Delivery & Lifecycle Information:

## ADAM TECH:

[FTR-26-T](#) [FDP-40-T](#) [FDP-36-T](#) [FTR-16-T](#) [FTR-10-T](#) [FTR-34-T](#) [FDP-10-T](#) [FTR-50-T](#) [FDP-20-T](#) [FDP-24-T](#) [FTR-40-T](#) [FDP-08-T](#) [FTR-20-T](#) [FDP-16-T](#) [FTR-08-T](#) [FDP-28-T](#) [FDP-14-T](#)