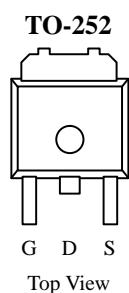


**N-Channel 30-V (D-S), 175°C MOSFET****Product Summary**

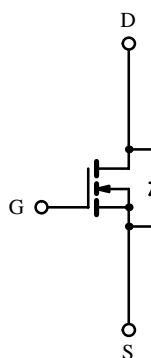
V_{DS} (V)	$r_{DS(on)}$ (Ω)	I_D (A)
30	0.010 @ $V_{GS} = 10$ V	± 15
	0.019 @ $V_{GS} = 4.5$ V	± 12

175°C Rated
Maximum Junction Temperature
TrenchFET™
Power MOSFETs



Order Number:
SUD50N03-10

Drain Connected to Tab



N-Channel MOSFET

Absolute Maximum Ratings ($T_A = 25^\circ\text{C}$ Unless Otherwise Noted)

Parameter		Symbol	Limit	Unit
Drain-Source Voltage		V_{DS}	30	V
Gate-Source Voltage		V_{GS}	± 20	
Continuous Drain Current ^a	$T_A = 25^\circ\text{C}$	I_D	± 15	A
	$T_A = 100^\circ\text{C}$		± 10	
Pulsed Drain Current		I_{DM}	± 100	
Continuous Source Current (Diode Conduction) ^a		I_S	15	
Maximum Power Dissipation	$T_C = 25^\circ\text{C}$	P_D	83	W
	$T_A = 25^\circ\text{C}$		4 ^a	
Operating Junction and Storage Temperature Range		T_J, T_{stg}	-55 to 175	$^\circ\text{C}$

Thermal Resistance Ratings

Parameter	Symbol	Typical	Maximum	Unit
Maximum Junction-to-Ambient ^a	R_{thJA}		30	$^\circ\text{C/W}$
Maximum Junction-to-Case	R_{thJC}		1.8	

Notes

a. Surface Mounted on FR4 Board, $t \leq 10$ sec.

Updates to this data sheet may be obtained via facsimile by calling Siliconix FaxBack, 1-408-970-5600. Please request FaxBack document #70265.

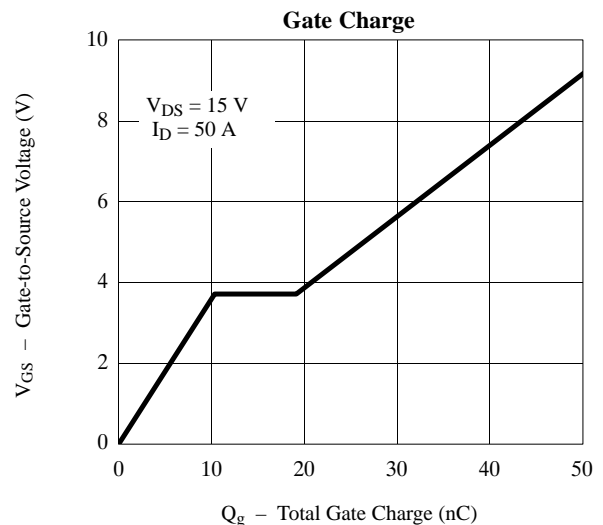
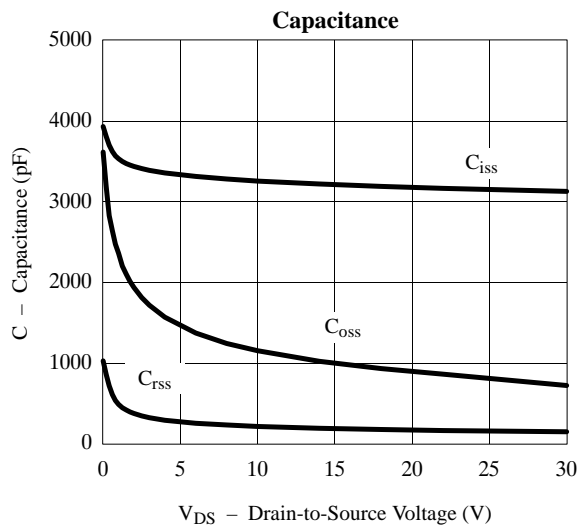
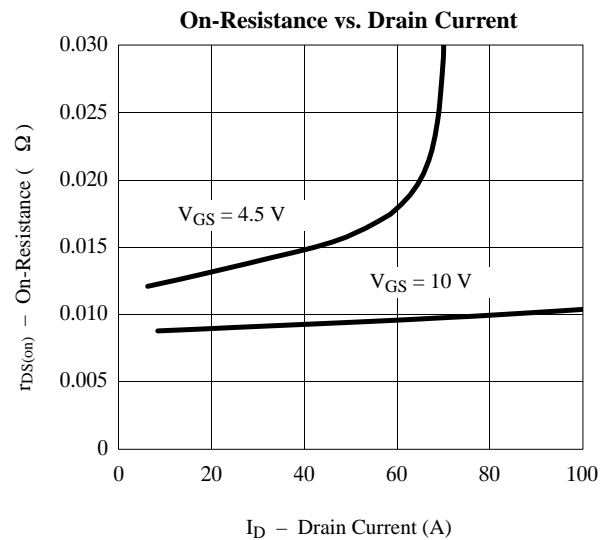
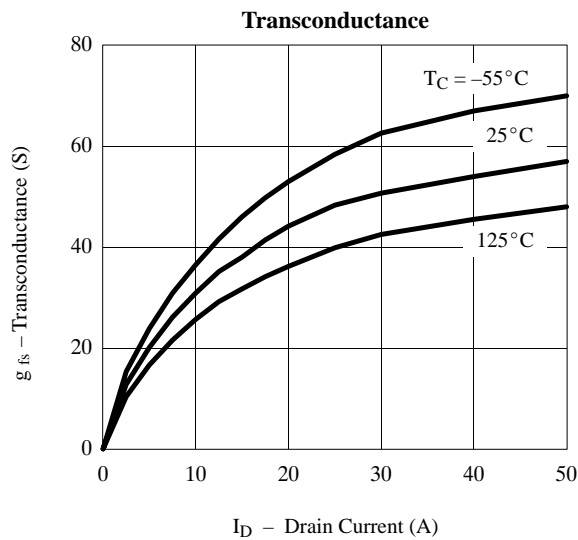
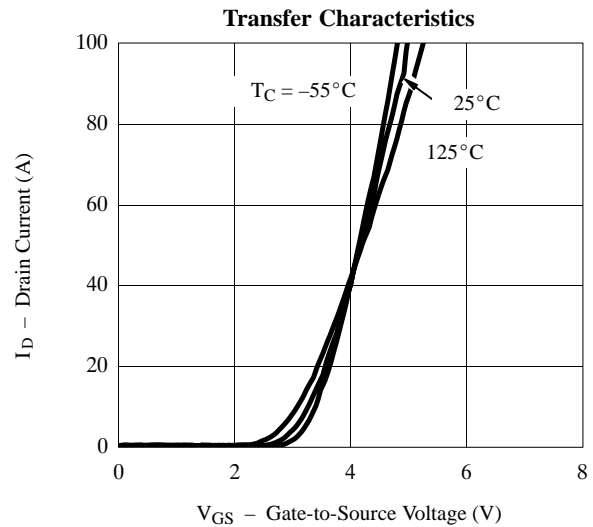
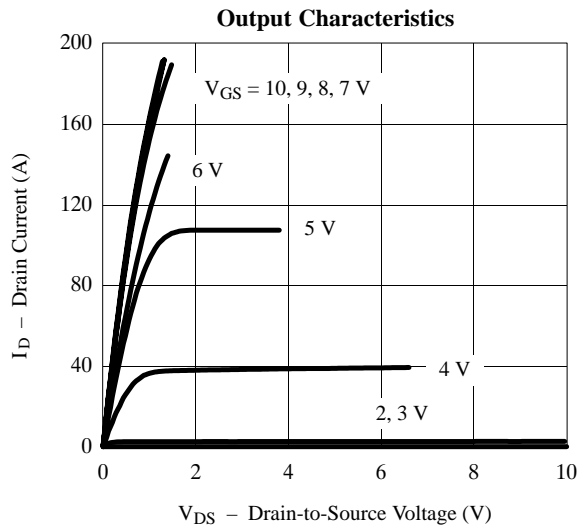
Specifications ($T_J = 25^\circ\text{C}$ Unless Otherwise Noted)

Parameter	Symbol	Test Condition	Min	Typ ^a	Max	Unit
Static						
Drain-Source Breakdown Voltage	V _{(BR)DSS}	V _{GS} = 0 V, I _D = 250 μA	30			V
Gate Threshold Voltage	V _{GS(th)}	V _{DS} = V _{GS} , I _D = 250 μA	1.0	2.0		
Gate-Body Leakage	I _{GSS}	V _{DS} = 0 V, V _{GS} = ± 20 V			± 100	nA
Zero Gate Voltage Drain Current	I _{DSS}	V _{DS} = 30 V, V _{GS} = 0 V			1	μA
		V _{DS} = 30 V, V _{GS} = 0 V, T _J = 125°C			50	
On-State Drain Current ^b	I _{D(on)}	V _{DS} = 5 V, V _{GS} = 10 V	50			A
Drain-Source On-State Resistance ^b	r _{DS(on)}	V _{GS} = 10 V, I _D = 15 A			0.010	Ω
		V _{GS} = 10 V, I _D = 15 A, T _J = 125°C			0.018	
		V _{GS} = 4.5 V, I _D = 15 A			0.019	
Forward Transconductance ^b	g _{fs}	V _{DS} = 15 V, I _D = 15 A	20			S
Dynamic ^a						
Input Capacitance	C _{iss}	V _{GS} = 0 V, V _{DS} = 25 V, F = 1 MHz		3200	6000	pF
Output Capacitance	C _{oss}			800		
Reverse Transfer Capacitance	C _{rss}			150		
Total Gate Charge ^c	Q _g	V _{DS} = 15 V, V _{GS} = 10 V, I _D = 50 A		55	100	nC
Gate-Source Charge ^c	Q _{gs}			10		
Gate-Drain Charge ^c	Q _{gd}			9		
Turn-On Delay Time ^c	t _{d(on)}	V _{DD} = 15 V, R _L = 0.3 Ω I _D ≅ 50 A, V _{GEN} = 10 V, R _G = 2.5 Ω		16	30	ns
Rise Time ^c	t _r			8	20	
Turn-Off Delay Time ^c	t _{d(off)}			33	60	
Fall Time ^c	t _f			20	40	
Source-Drain Diode Ratings and Characteristic (T _C = 25°C)						
Pulsed Current	I _{SM}				100	A
Diode Forward Voltage ^b	V _{SD}	I _F = 100 A, V _{GS} = 0 V		1.2	1.5	V
Source-Drain Reverse Recovery Time	t _{rr}	I _F = 50 A, di/dt = 100 A/μs		55	100	ns

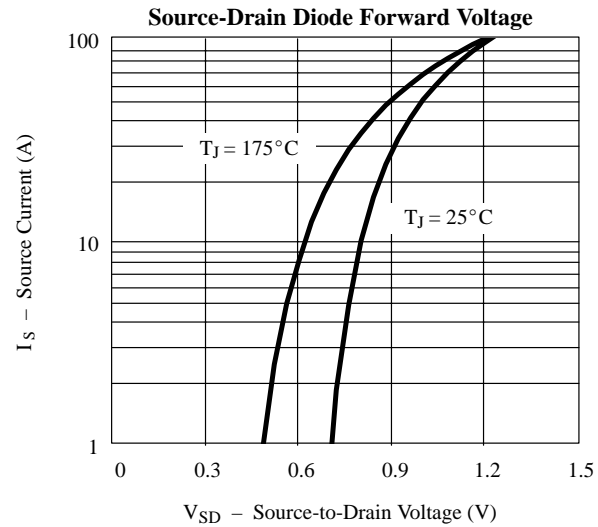
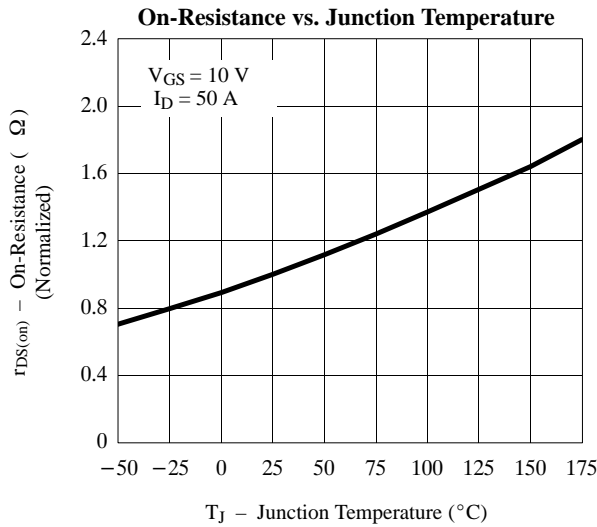
Notes

- a. Guaranteed by design, not subject to production testing.
b. Pulse test; pulse width $\leq 300\text{ }\mu\text{s}$, duty cycle $\leq 2\%$.
c. Independent of operating temperature.

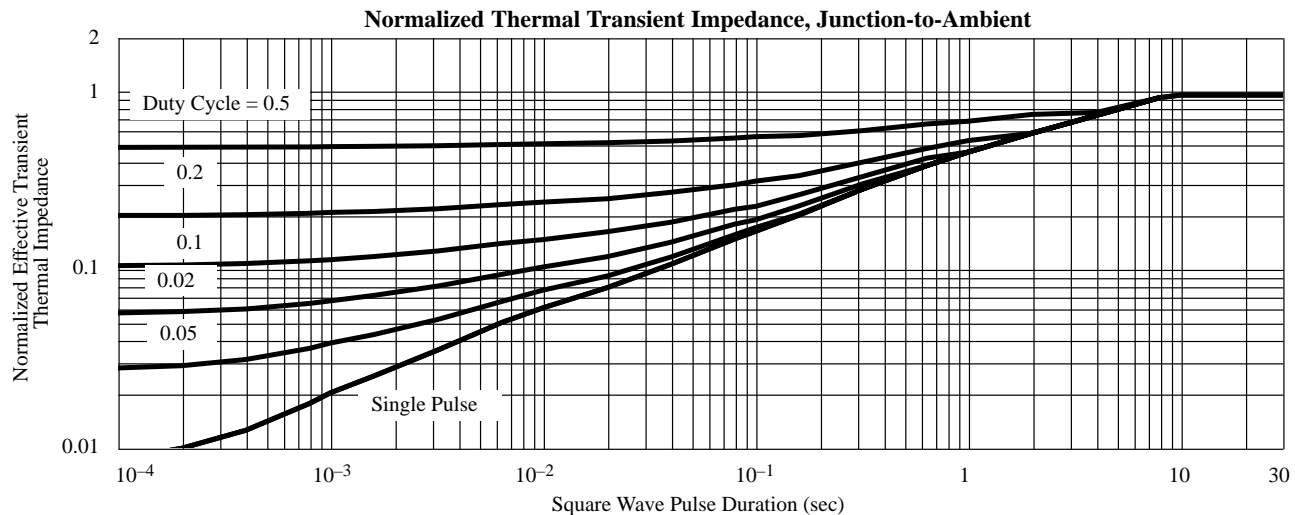
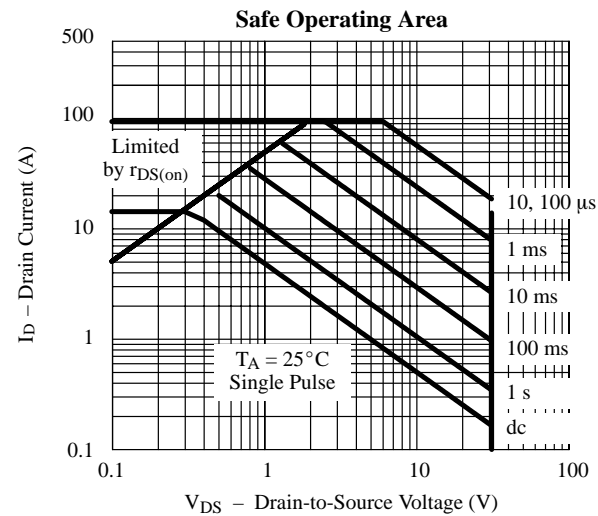
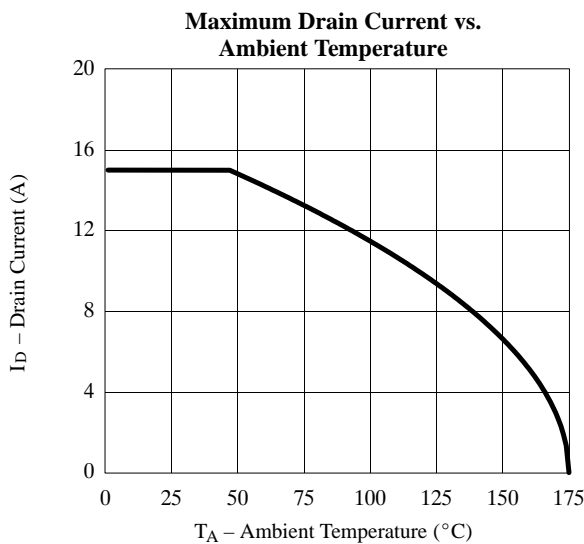
Typical Characteristics (25°C Unless Otherwise Noted)



Typical Characteristics (25°C Unless Otherwise Noted)



Thermal Ratings





Notice

Specifications of the products displayed herein are subject to change without notice. Vishay Intertechnology, Inc., or anyone on its behalf, assumes no responsibility or liability for any errors or inaccuracies.

Information contained herein is intended to provide a product description only. No license, express or implied, by estoppel or otherwise, to any intellectual property rights is granted by this document. Except as provided in Vishay's terms and conditions of sale for such products, Vishay assumes no liability whatsoever, and disclaims any express or implied warranty, relating to sale and/or use of Vishay products including liability or warranties relating to fitness for a particular purpose, merchantability, or infringement of any patent, copyright, or other intellectual property right.

The products shown herein are not designed for use in medical, life-saving, or life-sustaining applications. Customers using or selling these products for use in such applications do so at their own risk and agree to fully indemnify Vishay for any damages resulting from such improper use or sale.



Disclaimer

All product specifications and data are subject to change without notice.

Vishay Intertechnology, Inc., its affiliates, agents, and employees, and all persons acting on its or their behalf (collectively, "Vishay"), disclaim any and all liability for any errors, inaccuracies or incompleteness contained herein or in any other disclosure relating to any product.

Vishay disclaims any and all liability arising out of the use or application of any product described herein or of any information provided herein to the maximum extent permitted by law. The product specifications do not expand or otherwise modify Vishay's terms and conditions of purchase, including but not limited to the warranty expressed therein, which apply to these products.

No license, express or implied, by estoppel or otherwise, to any intellectual property rights is granted by this document or by any conduct of Vishay.

The products shown herein are not designed for use in medical, life-saving, or life-sustaining applications unless otherwise expressly indicated. Customers using or selling Vishay products not expressly indicated for use in such applications do so entirely at their own risk and agree to fully indemnify Vishay for any damages arising or resulting from such use or sale. Please contact authorized Vishay personnel to obtain written terms and conditions regarding products designed for such applications.

Product names and markings noted herein may be trademarks of their respective owners.

Mouser Electronics

Authorized Distributor

Click to View Pricing, Inventory, Delivery & Lifecycle Information:

Vishay:

[SUD50N03-10P](#) [SUD50N03-10-E3](#) [SUD50N03-10BP-E3](#) [SUD50N03-10](#) [SUD50N03-10P-E3](#) [SUD50N03-10AP-E3](#)
[SUD50N03-10AP](#) [SUD50N03-10BP](#)