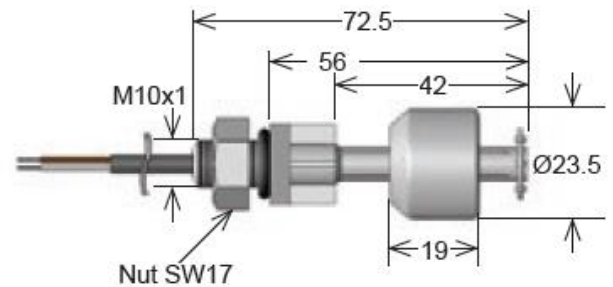


LS02 Series Level Sensors






- Features: IP68-only up to Screw in Thread, High Power Switch Option, Other Cables & Connectors
- Applications: Level Control, Detection and Monitoring
- Markets: Automotive, Appliance, HVAC/R, Test & Measurement

Part-Description: **LS-02 0X00-XX-000X**

Contact QTY	Contact Form	Switch Model	Material	Cable Length (mm)	Cable Termination
01	A (SPST-NO) B (SPST-NC)	66, 85	PA, PP	500, 1,000, 5,000	W = Stripped and Tinned

Customer Options	Switch Model		Unit
Contact Data	66	85	
Rated Power (max.) Any DC combination of V&A not to exceed their individual max.'s	10	100	W
Switching Voltage (max.) DC or peak AC	200	400	V
Switching Current (max.) DC or peak AC	0.5	1.0	A
Carry Current (max.) DC or peak AC	1.25	2.5	A
Contact Resistance (max.) @ 0.5V & 10mA	150	150	mOhm

Glossary Contact Form		
Form A	NO = Normally Open Contacts SPST = Single Pole Single Throw	
Form B	NC = Normally Closed Contacts SPST = Single Pole Single Throw	
Form C	Changeover SPDT = Single Pole Double Throw	

Glossary Material	
PP: Polypropylene	For water applications and dilute acids
PA: Polyamide	For oil
NBR: Nitrile Butadiene Rubber	For oil, gasoline & in high temperatures
SS: Stainless Steel	For high temp. (< 160° C)

Series Datasheet – LS02 Level Sensors

www.standexmeder.com

General Sensor Data

Materials

Stem, nut	PA		PP	
Float	PA	PP		NBR
Seal	Nitrile Rubber			
Cable spec	Low voltage (Switch Model 66)		High voltage (Switch Model 85)	
Cross Section (mm²)	0,14		0,25	
Cable material	PVC			
Packing	Bulk			

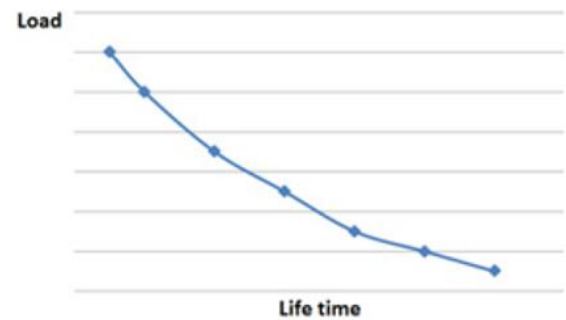
LS02 Level Sensor



Environmental Data		Unit
Shock Resistance (max.) 1/2 sine wave duration 11ms	50	G
Vibration Resistance (max.)	20	G
Operating Temperature Cable not moved	-30 to 80	°C
Operating Temperature Cable moved	-5 to 80	°C
Storage Temperature	-30 to 80	°C

Life Test Data

*Load increase reduces life expectancy of Reed Switches



Handling & Assembly Instructions

- Max torque of screw is 1Nm
- Cable bending-radius is diameter x 15
- Min. bending distance to housing is 5mm
- Drag mark out of the mounting area forbidden
- Decrease switching distance by mounting on iron
- Series resistor recommended for > 5m cable length

