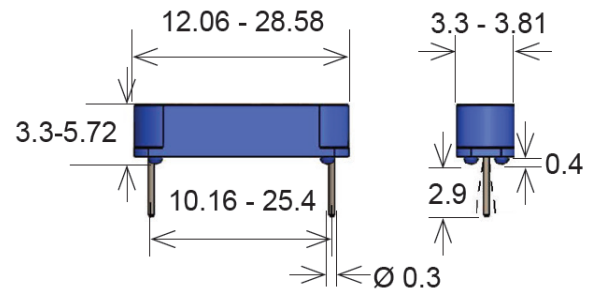


# MK06 Series Reed Sensors



- Features: High Power Switches, Various Case Sizes and Operate Sensitivities Available
- Applications: On/Off Control Switch, Position Detection, Switching Element & Others
- Markets: Appliance, Telecommunication, Security, Medical, Industry & Others

Part Description: **M K 06 - 0 - X**

Size	Magnetic Sensitivity
4, 5, 6, 7, 8, 10	B, C, D, E, H, I, K

Customer Options	Switch Model			Unit
	66	87	90	
<b>Contact Data</b>				
<b>Rated Power (max.)</b> Any DC combination of V&A not to exceed their individual max.'s	10	10	10	W
<b>Switching Voltage (max.)</b> DC or peak AC	200	200	175	V
<b>Switching Current (max.)</b> DC or peak AC	0.5	0.4	0.5	A
<b>Carry Current (max.)</b> DC or peak AC	1.0	0.5	1.0	A
<b>Contact Resistance (max.)</b> @ 0.5V & 50mA	150	150	150	mOhm
<b>Breakdown Voltage (min.)</b> According to EN60255-5	0.25	0.23	0.2	kVDC
<b>Operating Time (max.)</b> Incl. Bounce; Measured with w/ Nominal Voltage	0.7	0.6	0.7	ms
<b>Release Time (max.)</b> Measured with no Coil Excitation	0.05	0.05	1.5	ms
<b>Insulation Resistance (typ.)</b> Rh<45%, 100V Test Voltage	10 <sup>10</sup>	10 <sup>9</sup>	10 <sup>9</sup>	Ohm
<b>Capacitance (typ.)</b> @ 10kHz across open Switch	0.3	0.2	1.5	pF

## Series Datasheet – MK06 Reed Sensors

[www.standexmeder.com](http://www.standexmeder.com)

### Housing and Lead Specifications

Housing Material	PBT Glass Fibre Reinforced
Case Color	Blue
Sealing Compound	Epoxy Resin
Lead Design	THT

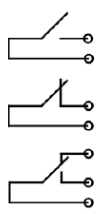
### Environmental Data

		Unit
Shock Resistance (max.) 1/2 sine wave duration 11ms	30	g
Vibration Resistance (max.)	20	g
Operating Temperature	-20 to 85	°C
Storage Temperature	-35 to 85	°C
Soldering Temperature (max.) 5 sec. max.	260	°C


### Handling & Assembly Instructions

- Use proper lead clamping or heat sinking techniques to prevent mechanical and/or heat stress during, soldering, and welding
- Mechanical shock as the result of dropping the reed sensor may cause immediate or post-installation failure

### Glossary Contact Form

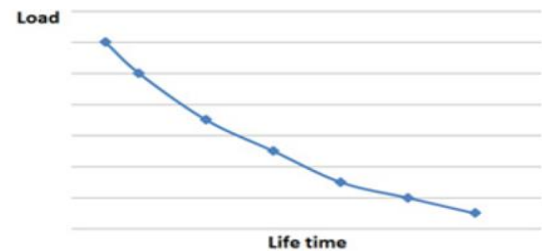
Form A	NO = Normally Open Contacts SPST = Single Pole Single Throw	
Form B	NC = Normally Closed Contacts SPST = Single Pole Single Throw	
Form C	Changeover SPDT = Single Pole Double Throw	

### MK06 Reed Sensor



### Life Test Data

\*Load increase reduces life expectancy of Reed Switches



### Glossary Magnetic Sensitivity

AT Range	Sensitivity (Form A)	Sensitivity (Form C)
05 – 10	A	
10 – 15	B	
15 – 20	C	H
20 – 25	D	I
25 – 30	E	K
30 – 35	F	
35 - 40	G	



## Dimensions

