

SAFETY ORGANIZATIONS

THIS FILTER HAS BEEN FORMALLY RECOGNIZED, CERTIFIED OR APPROVED BY THE LISTED AGENCY. THEREFORE, ALL TEST/REQUIREMENTS SPECIFIED IN THE LATEST REVISION OF THE FOLLOWING AGENCY STANDARDS HAVE BEEN MET:

- UL RECOGNIZED: UL 1283
- CSA CERTIFIED: CSA 22.2, # 8
- VDE APPROVED: VDE 565-3

OPERATING SPECIFICATIONS

LINE CURRENT/VOLTAGE: 10 AMP, 120/250 VAC,
10 AMP/40°C, 250 VAC

LINE FREQUENCY: 50-60Hz

MAXIMUM LEAKAGE CURRENT,
EACH LINE TO GROUND: 0.25 mA @ 120V 60Hz
0.40 mA @ 250V 50Hz

OPERATING AMBIENT TEMP. RANGE: -10°C TO +40°C @ RATED CURRENT, I_r.

IN AN AMBIENT, T₀, HIGHER THAN 40°C, THE MAXIMUM OPERATING CURRENT, I₀, IS AS FOLLOWS:

$$I_0 = I_r \sqrt{\frac{85 - T_0}{45}}$$

RELIABILITY SPECIFICATIONS:

STORAGE TEMPERATURE: -40°C TO +85°C
HUMIDITY: 21 DAYS @ 40°C 95% RH.
CURRENT OVERLOAD TEST: 6 TIMES I_r FOR 8 SECONDS

TEST SPECIFICATIONS:

INDUCTANCE: 0.31 mH NOMINAL
CAPACITANCE: (MEASURED @ 1KHz, 0.250VAC MAX., 25°C±1°C)
LINE TO GROUND: 0.0028 µF ±20%
LINE TO LINE: 0.1000 µF ±20%
DISCHARGE RESISTOR: 1.5MΩ
L/G AND L/L I.R.
NO DISCHARGE RESISTOR: 6000MΩ (MIN.) @ 100VDC, 20°C AND 50% RH

RECOMMENDED RECEIVING INSPECTION HIPOT:

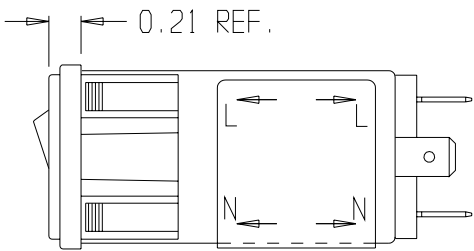
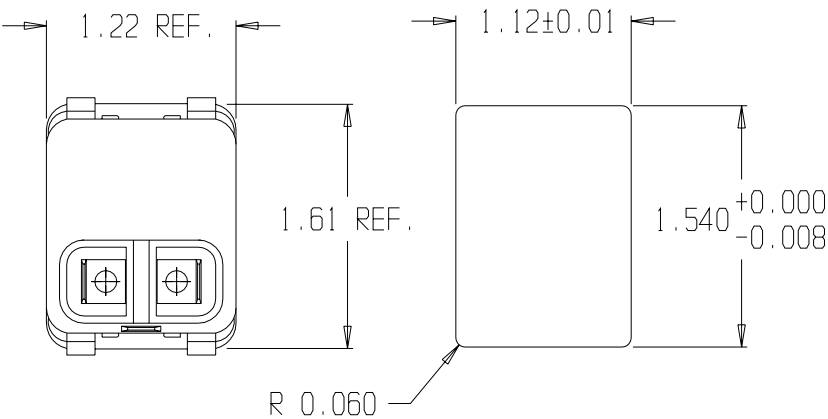
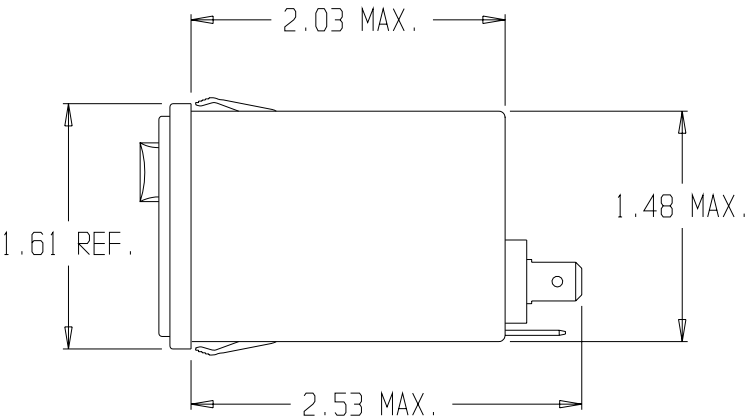
LINE TO GROUND: 1500 VAC OR 2250 VDC FOR 1 MINUTE
LINE TO LINE: 1450 VDC FOR 1 MINUTE

FILTER APPROVAL:

THE BEST WAY TO SELECT AND QUALIFY A FILTER IS FOR YOUR ENGINEERING TO TEST THE UNIT IN YOUR EQUIPMENT.

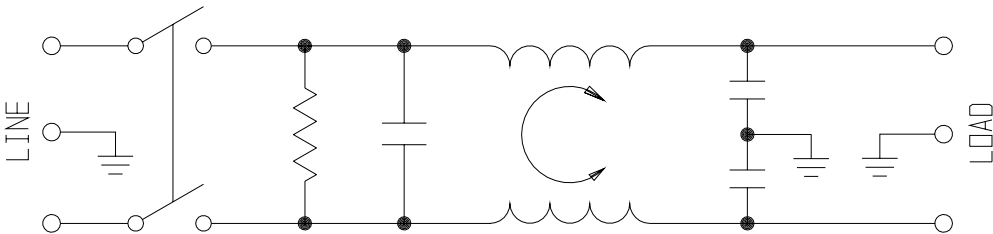
CATALOG # 10CFS1

ECN #	APPRVD.	DATE



PANEL CUTOUT (FRONT MOUNT)

PANEL THICKNESS 0.031-0.098 (REF)
NOT RECOMMENDED FOR PLASTIC PANELS
INSTALLATION SIDE MUST HAVE .02 MIN RADIUS EDGES



50Ω - 50Ω (MINIMUM) INSERTION LOSS

FREQUENCY MHz	.01	.05	0.1	.15	0.5	1	1.5	5	10	30
COMMON dB	1	4	-	11	22	27	-	36	41	50
DIFF. dB	-	2	-	6	14	27	-	46	48	58

THIRD ANGLE
PROJECTION

UNLESS OTHERWISE SPECIFIED,
TOLERANCE TO BE ±.025
MATERIAL & FINISH: AS SUPPLIED

This document is proprietary to CORCOM INC. and is not to be reproduced nor used for manufacturing purposes except on CORCOM'S prior written consent.

CII Technologies
CORCOM/MIDTEX DIVISION
844 E. ROCKLAND RD. LIBERTYVILLE IL 60048

POWER LINE FILTER

CAD FILE: G:\CD\10CFS101	DATE: 11/30/99	CATALOG NO. 10CFS1	REV. 1
SCALE: NTS	DRW. BY: ELC	DRIG: ELC	