

Mating Side

Mounting Side

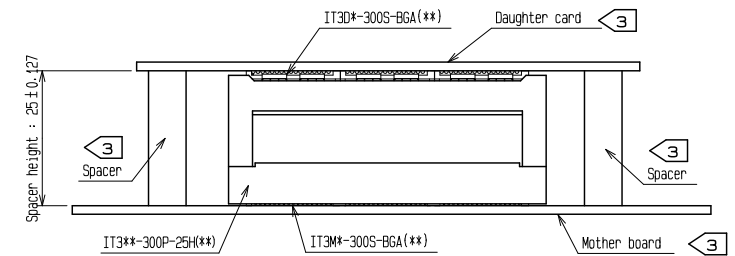
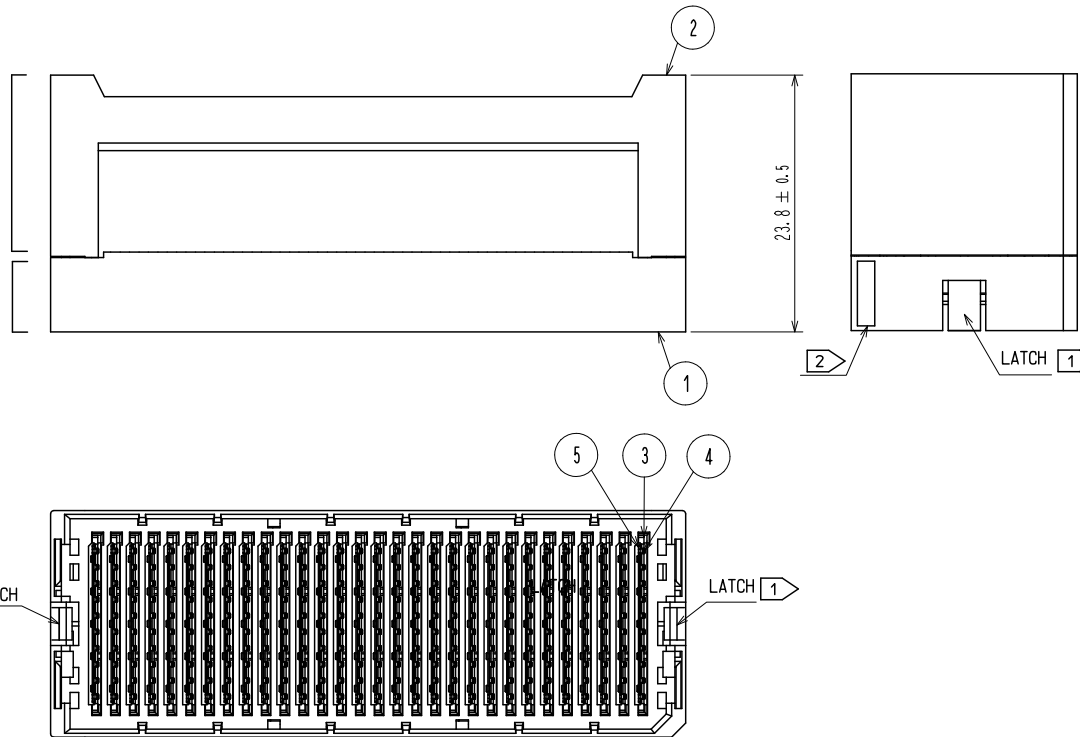
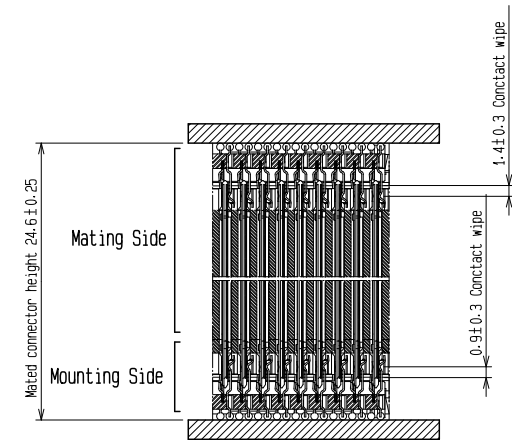


Fig. 1(FREE)



Mating Cross Section (Free)

- NOTE.
1. Mounting side is mated with the receptacle:IT3M-300S-BGA(**) and fixed with the latch.
 2. Lot No. shall be marked on the indicated position.
 3. The indicated mother board and daughter card shall be fastened to the additional reinforcements to prevent the stress on IT3*-300S-BGA(**) solder joints.
 4. More information of this product is available in HIROSE document :ETAD-F0347 "IT3 design guideline".
 5. This product consists of 300 signal lines and 270 ground lines.
 6. 30pcs of this products are packed in a soft tray.
 7. Standard package of 60pcs are packaged in a carton box.

3	PC	BLACK	UL94V-0						
2	LCP	GRAY	UL94V-0	5	Copper Alloy	CONTACT AREA:NICKEL(1.5μm)+GOLD (0.76μm)			
1	PBT	BLACK	UL94V-0	4	Copper Alloy	CONTACT AREA:NICKEL(1.5μm)+GOLD (0.76μm)			
NO.	MATERIAL	FINISH	REMARKS	NO.	MATERIAL	FINISH	REMARKS		
UNITS	mm	SCALE	2 : 1	REV	COUNT	DESCRIPTION OF REVISIONS	DESIGNED	CHECKED	DATE
				1		DIS-F-004000	TK. KIKUCHI	TM. MATSUO	09.07.17
		APPROVED	T. MATSUO	06/20/2008	DRAWING NO. EDC-157245-01				
		CHECKED	T. MATSUO	06/20/2008	PART NO. IT3-300P-25H(03)				
		DESIGNED	M. NAGATA	06/20/2008	CODE NO. CL636-0160-6-03				
		DRAWN	M. NAGATA	06/20/2008					