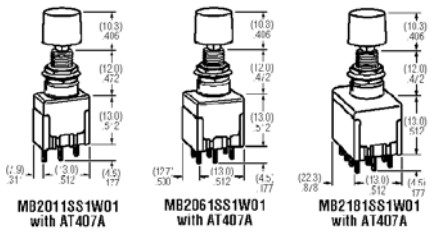


Subminiature Pushbutton and DIP Rotary Switches

MINI SWITCHES

MB2000

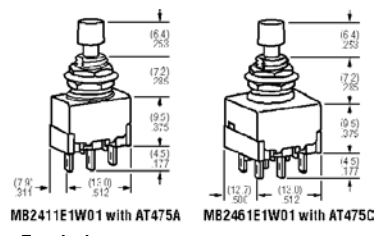
Features: High torque bushings, epoxy sealed terminals, UL recognized and CSA certified. **Electrical Capacity:** 6 A resistive load @ 125 VAC or 30 VDC. **Dielectric Strength:** 1,500 VAC minimum. **Electrical Life:** 25,000 operations minimum. **Travel:** .071" on-(on) and .153" on-on. **Hardware:** 2 nuts and 1 lockwasher.



MB2400

- ▶ Snap-Acting
- ▶ Light Touch

Epoxy sealed terminals. **Electrical Capacity:** 3 A resistive load @ 125 VAC (silver - code W), 0.4 VA maximum @ 28 V maximum AC/DC (gold - code G). **Dielectric Strength:** 1,500 VAC minimum. **Electrical Life:** 25,000 operations minimum (silver - W) and 100,000 operations minimum (gold - G). **Travel:** .039". **Operating Force:** 250 grams (single pole) and 400 grams (double pole). **Ambient Temperature:** -15°C through +70°C. **Hardware:** 2 nuts and 1 lockwasher.

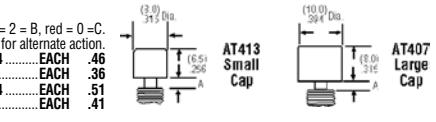


1/4"-40 Threaded Bushing and Solder Lug Terminals

| Stock No. | Mfr.'s Type | Pole Throw | Circuit () = mom. | EACH | | |
|-----------|--------------|------------|--------------------|-------|-------|---------|
| | | | | 1-24 | 25-99 | 100-499 |
| 870-8750 | MB2011SS1W01 | SPDT | on-(on) | 5.10 | 4.39 | 3.88 |
| 870-8751 | MB2065SS1W01 | SPDT | on-on | 7.30 | 6.28 | 5.55 |
| 870-8752 | MB2061SS1W01 | DPDT | on-(on) | 6.65 | 5.89 | 5.21 |
| 870-8753 | MB2085SS1W01 | DPDT | on-on | 7.30 | 6.28 | 5.55 |
| 870-8754 | MB2181SS1W01 | 4PDT | on-(on) | 11.90 | 10.23 | 9.04 |
| 870-8755 | MB2185SS1W01 | 4PDT | on-on | 12.40 | 10.66 | 9.42 |

Optional Screw-On Caps

Note: "X" for Color Codes: Black = 1 = A, white = 2 = B, red = 0 = C. Note: "A" = .091" for momentary and .157" for alternate action. **870-300X**, AT413A, B, or C. .315" Dia. 1-24.....EACH .46
25-99.....EACH .39 100-499.....EACH .36
870-400X, AT407A, B, or C. .394" Dia. 1-24.....EACH .51
25-99.....EACH .44 100-499.....EACH .41



Large Bushing and Solder Lug Terminals

12 mm diameter threaded bushing. Supplied with a .520" screw-on black cap. Silver contacts rated 6 A @ 125 VAC.

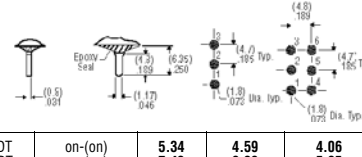
| Stock No. | Mfr.'s Type | Pole Throw | Circuit () = mom. | EACH | | |
|-----------|-----------------|------------|--------------------|-------|-------|---------|
| | | | | 1-24 | 25-99 | 100-499 |
| 870-7039 | MB2011SB1W01-DA | SPDT | on-(on) | 7.90 | 6.79 | 6.00 |
| 870-7040 | MB2065SB1W01-DA | SPDT | on-on | 8.10 | 6.97 | 6.16 |
| 870-7041 | MB2061SB1W01-DA | DPDT | on-(on) | 8.65 | 8.30 | 7.33 |
| 870-7042 | MB2085SB1W01-DA | DPDT | on-on | 10.10 | 8.69 | 7.68 |
| 870-7043 | MB2181SB1W01-DA | 4PDT | on-(on) | 14.70 | 12.64 | 11.17 |
| 870-7044 | MB2185SB1W01-DA | 4PDT | on-on | 15.20 | 13.07 | 11.55 |

1/4"-40 Threaded Bushing and Solder Lug Terminals

| Stock No. | Mfr.'s Type | Pole Throw | Circuit () = mom. | EACH | | |
|-----------|-------------|------------|--------------------|------|-------|---------|
| | | | | 1-24 | 25-99 | 100-499 |
| 870-8768 | MB2411E1W01 | SPDT | on-(on) | 5.18 | 4.45 | 3.94 |
| 870-8769 | MB2461E1W01 | DPDT | on-(on) | 7.11 | 6.11 | 5.40 |
| 870-8770 | MB2411E1G01 | SPDT | on-(on) | 5.60 | 4.82 | 4.26 |
| 870-8771 | MB2461E1G01 | DPDT | on-(on) | 7.95 | 6.84 | 6.04 |

1/4"-40 Threaded Bushing and Straight PC Terminals

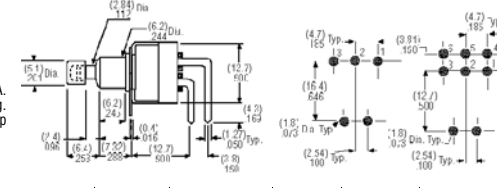
Silver contacts and terminals rated 3 A. Order optional snap-on cap separately.



| Stock No. | Mfr.'s Type | Pole Throw | Circuit () = mom. | EACH | | |
|-----------|-------------|------------|--------------------|------|-------|---------|
| | | | | 1-24 | 25-99 | 100-499 |
| 870-8772 | MB2411E1W03 | SPDT | on-(on) | 5.34 | 4.59 | 4.06 |
| 870-8773 | MB2461E1W03 | DPDT | on-(on) | 7.43 | 6.39 | 5.65 |

Smooth Bushing and Right Angle PC

Gold contacts rated 0.4 VA. .244" dia. smooth bushing. Order optional snap-on cap separately.



| Stock No. | Mfr.'s Type | Pole Throw | Circuit () = mom. | EACH | | |
|-----------|-------------|------------|--------------------|------|-------|---------|
| | | | | 1-24 | 25-99 | 100-499 |
| 870-8778 | MB2411A2G30 | SPDT | on-(on) | 6.40 | 5.50 | 4.86 |
| 870-8900 | MB2461A2G30 | DPDT | on-(on) | 9.55 | 8.21 | 7.26 |

Optional Snap-On Caps

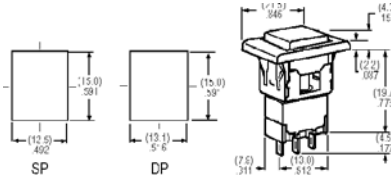
Note: "X" for Color Codes: Black = 1 = A, white = 2 = B, red = 0 = C.



| 870-120X | AT475A, B, or C. .201" Dia. 1-24 | EACH | .26 | | |
|---|----------------------------------|------|---------|------|-----|
| 25-99 | EACH | .22 | 100-499 | EACH | .19 |
| 870-090X <th>AT496A, B, or C. .295" Dia. 1-24</th> <th>EACH</th> <th>.28</th> | AT496A, B, or C. .295" Dia. 1-24 | EACH | .28 | | |
| 25-99 | EACH | .28 | 100-499 | EACH | .24 |

Snap-In Mount and Solder Lug Terminals

Silver contacts rated 3 A. Listed below with red cap (coded C) and black bezel (coded A). Other Colors Available: A = black, B = white, C = red, E = yellow, F = green, G = blue, and H = gray. Panel Thickness: .039"-.126".

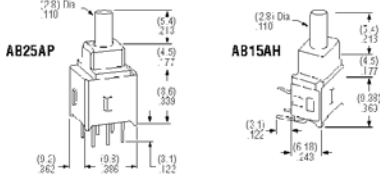


| Stock No. | Mfr.'s Type | Pole Throw | Circuit () = mom. | EACH | | |
|-----------|-----------------|------------|--------------------|------|-------|---------|
| | | | | 1-24 | 25-99 | 100-499 |
| 870-9924 | MB2411JW01-C-1A | SPDT | on-(on) | 7.26 | 6.24 | 5.52 |
| 870-9925 | MB2461JW01-C-1A | DPDT | on-(on) | 9.79 | 8.41 | 7.43 |

AB Series

- ▶ Total Travel: .043"
- ▶ Operating Force: 260 Grams

Terminals molded in and epoxy sealed. Washable. Patented Sliding Twin Crossbar (STC) contacts. **Electrical Capacity:** 0.4 VA maximum @ 28 V AC/DC maximum. **Contact Resistance:** 50 milliohms maximum. **Insulation Resistance:** 500 megohms minimum @ 500 V DC. **Dielectric Strength:** 500 V AC minimum. **Electrical Life:** 50,000 operations minimum.



Straight PC Terminals

| Stock No. | Mfr.'s Type | Pole Throw | Circuit () = mom. | EACH | | |
|-----------|-------------|------------|--------------------|------|-------|---------|
| | | | | 1-24 | 25-99 | 100-499 |
| 870-9926 | AB11AP | SPST | off-(on) | 3.90 | 3.35 | 2.96 |
| 870-9927 | AB15AP | SPDT | on-(on) | 3.95 | 3.40 | 3.00 |
| 870-9119 | AB25AP | DPDT | on-(on) | 5.05 | 4.34 | 3.84 |

Right Angle PC Terminals

| Stock No. | Mfr.'s Type | Pole Throw | Circuit () = mom. | EACH | | |
|-----------|-------------|------------|--------------------|------|-------|---------|
| | | | | 1-24 | 25-99 | 100-499 |
| 870-8434 | AB15AH | SPDT | on-(on) | 4.55 | 3.91 | 3.46 |
| 870-9120 | AB25AH | DPDT | on-(on) | 5.95 | 5.12 | 4.52 |

DR Series Binary-Coded DIP Rotaries

Process sealed. **Switching Rating:** 100 mA @ 5 VDC. **Nonswitching Rating:** 100 mA @ 50 VDC. **Electrical Life:** 20,000 detent operations minimum. **Operating Torque:** 120 g-260 g.

| Stock No. | Mfr.'s Type | Actuator | Coding and Terminals (Added Info on Table at Left) | EACH | | |
|-----------|-------------|-------------|--|------|-------|---------|
| | | | | 1-24 | 25-99 | 100-499 |
| 870-9130 | DRAC16P | Knob | Complement/Hexa/Straight PC | 6.60 | 5.68 | 5.02 |
| 870-9131 | DRAC16H | Knob | Complement/Hexa/Right Angle | 6.86 | 5.90 | 5.21 |
| 870-9132 | DRAR16P | Knob | Real/Hexa/Straight PC | 6.60 | 5.68 | 5.02 |
| 870-9133 | DRAR16H | Knob | Real/Hexa/Right Angle | 6.86 | 5.90 | 5.21 |
| 870-9140 | AT433 | Knob (Cap) | For DRA Models only | .50 | .47 | .43 |
| 870-6008 | DRFR10P | Screwdriver | Real/Decimal/Straight PC | 4.10 | 3.53 | 3.12 |
| 870-6009 | DRFR16P | Screwdriver | Real/Hexadecimal/Straight PC | 4.10 | 3.53 | 3.12 |
| 870-6010 | DRFR10H | Screwdriver | Real/Decimal/Right Angle | 4.36 | 3.75 | 3.31 |
| 870-6011 | DRFR16H | Screwdriver | Real/Hexadecimal/Right Angle | 4.36 | 3.75 | 3.31 |
| 870-6012 | DRKR10P | Shaft | Real/Decimal/Straight PC | 4.25 | 3.66 | 3.23 |
| 870-6013 | DRKR16P | Shaft | Real/Hexadecimal/Straight PC | 4.25 | 3.66 | 3.23 |
| 870-6014 | DRKR10H | Shaft | Real/Decimal/Right Angle | 4.51 | 3.88 | 3.43 |
| 870-6015 | DRKR16H | Shaft | Real/Hexadecimal/Right Angle | 4.51 | 3.88 | 3.43 |
| 870-6018 | DRFC10P | Screwdriver | Complement/Deci/Straight PC | 4.10 | 3.53 | 2.95 |
| 870-6019 | DRFC16P | Screwdriver | Complement/Hexa/Straight PC | 4.70 | 3.53 | 2.95 |
| 870-6020 | DRFC10H | Screwdriver | Complement/Deci/Right Angle | 4.36 | 3.75 | 3.31 |
| 870-6021 | DRFC16H | Screwdriver | Complement/Hexa/Right Angle | 4.36 | 3.75 | 3.31 |
| 870-6025 | DRKC16H | Shaft | Complement/Hexa/Right Angle | 4.36 | 3.89 | 3.55 |

TRUTH TABLES

Actuator Positions: ON

| Terminal Number (Output) | Hexadecimal Positions | | | | | | | | | | | | | | | |
|--|-----------------------|---|---|---|---|---|---|---|---|---|---|---|---|---|---|---|
| | 0 | 1 | 2 | 3 | 4 | 5 | 6 | 7 | 8 | 9 | A | B | C | D | E | F |
| Real Coded Model Numbers DRRC, DRRC & DRAR | 1 | 2 | 3 | 4 | 5 | 6 | 7 | 8 | 9 | A | B | C | D | E | F | |
| Complement Coded Model Numbers DRRC, DRRC & DRAR | | | | | | | | | | | | | | | | |

Turn To Section 1 For Allied Office Addresses and Local Phone Numbers

ALLIED ▶ 241