THIS DRAWING IS UNPUBLISHED. RELEASED FOR PUBLICATION - ,- .
© COPYRIGHT - BY TYCO ELECTRONICS CORPORATION. ALL RIGHTS RESERVED.

LOC	DIST
FT	0

REVISIONS

P	LTR	DESCRIPTION	DATE	DWN	APVD
	D	REVISED PER 0G3B-0197-05	4/25/05	SS	GS
	D1	REVISED PER ECO-09-020689	28AUG09	KK	AEG

NOTES:

1. HOUSING: POLYESTER, UL94V-0, BLACK; CONTACTS, PIN CONTACTS, BOARDLOCKS & EYELETS: BRASS.
2. CONTACTS: .000030 MIN GOLD FOR A LENGTH OF .200 MIN FROM MATING END. .000150 MIN TIN LEAD FOR LENGTH OF.120 MIN FROM OPPOSITE END, BOTH OVER .000050 MIN NICKEL ON ENTIRE CONTACT.
   PIN CONTACTS: .000030 MIN GOLD OVER .000050 MIN NICKEL.
   BOARDLOCKS: .000150 MIN TIN-LEAD OVER .000050 MIN NICKEL.
   EYELETS: .000100 MIN TIN-LEAD OVER COPPER.
3. DATUMS AND BASIC DIMENSIONS ESTABLISHED BY CUSTOMER.
4. SELECTIVELY LOADED. CIRCUIT #6 OMITTED.
5. SELECTIVELY LOADED. CIRCUIT #4 OMITTED.
6. CONTACTS: .000030 MIN GOLD FOR A LENGTH OF .200 MIN FROM MATING END. .000150 MIN TIN FOR LENGTH OF .120 MIN FROM OPPOSITE END, BOTH OVER .000050 MIN NICKEL ON ENTIRE CONTACT.
   PIN CONTACTS: .000030 MIN GOLD OVER .000050 MIN NICKEL.
   BOARDLOCKS: .000150 MIN TIN OVER .000050 MIN NICKEL.
   EYELETS: .000100 MIN TIN OVER COPPER.
7. OBSOLETE PARTS: OBSOLETE CIS STREAMLINING PER D.RENAUD/D.SINISI

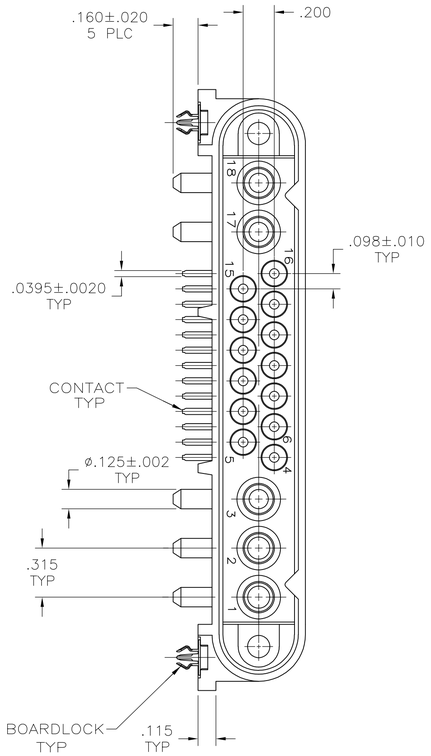

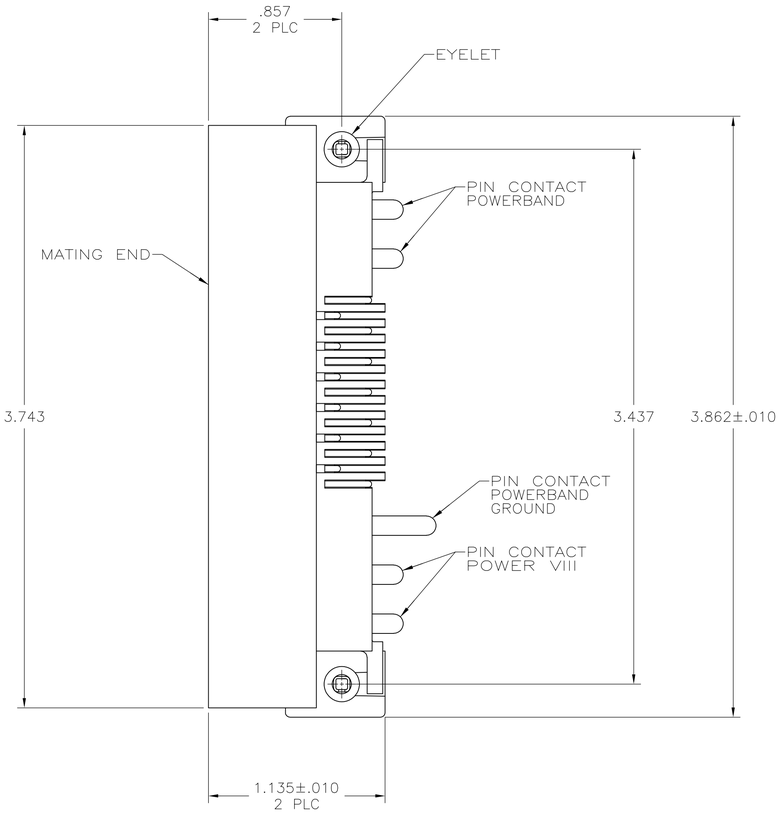

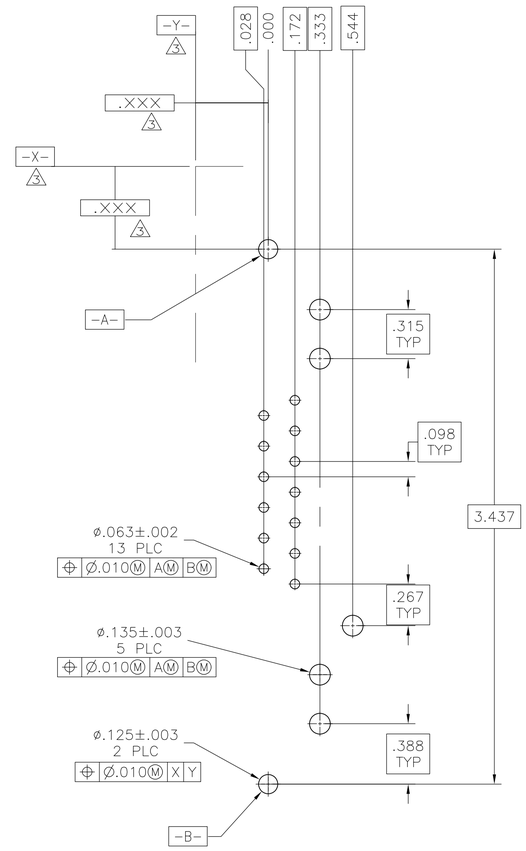

RECOMMENDED PC BOARD LAYOUT

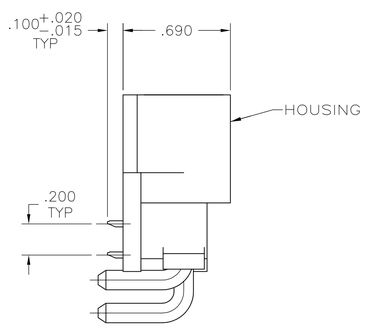

BOARDLOCKS REMOVED FOR CLARITY

4 7 OBSOLETE	6	213942-8
5 7 OBSOLETE	6	213942-7
	6	213942-6
4 7 OBSOLETE	2	213942-4
5 7 OBSOLETE	2	213942-3
	2	213942-1
	FINISH	PART NUMBER

THIS DRAWING IS A CONTROLLED DOCUMENT.

DIMENSIONS: INCHES

TOLERANCES UNLESS OTHERWISE SPECIFIED:

0 PLC	± -
1 PLC	± -
2 PLC	± .005
3 PLC	± -
4 PLC	± -
ANGLES	± -

MATERIAL 1

FINISH 2

DWN D.BROCKWAY 01 JUL 96
CHK R.STONE 10 JUL 96
APVD M.MCALONIS 16 JUL 96

PRODUCT SPEC —

APPLICATION SPEC —

WEIGHT —

CUSTOMER DRAWING

Tyco Electronics — Tyco Electronics Corporation, Harrisburg, Pa 17105-3608

NAME: PIN HEADER ASSEMBLY, 18 POSITION, RIGHT ANGLE, METRIMATE

SIZE	CAGE CODE	DRAWING NO	RESTRICTED TO
A1	00779	C-213942	—

SCALE 2:1 SHEET 1 OF 1 REV D1