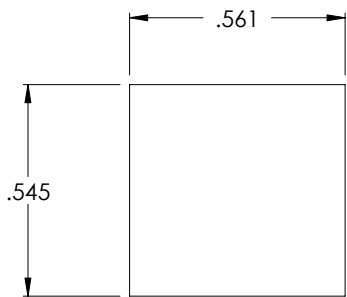
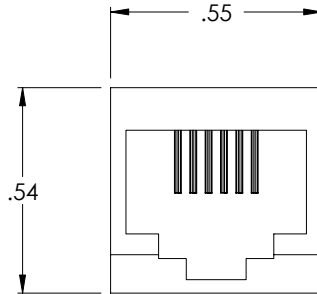


THE INFORMATION CONTAINED IN THIS DRAWING IS THE SOLE PROPERTY OF L-COM, INC. ANY REPRODUCTION IN PART OR WHOLE WITHOUT THE WRITTEN PERMISSION OF L-COM, INC. IS PROHIBITED.

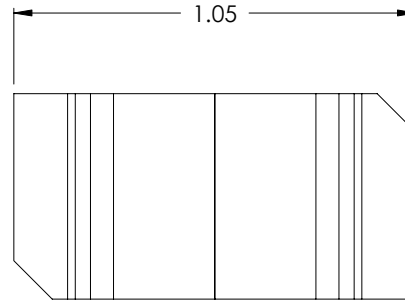
REVISIONS			
REV	DESCRIPTION	DATE	APPROVED
A	RELEASED FOR PRODUCTION	10/12/01	TJC
B	ADDED PRODUCT VALIDATION. DELETED METRIC DIMENSIONS. [ECN1313]	03/07/03	DFP
.	.	.	.
.	.	.	.



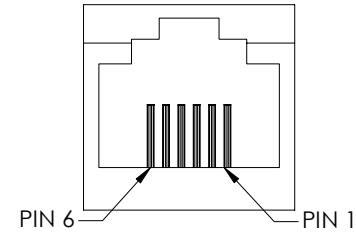
RECOMMENDED
PANEL CUT-OUT



RJ12 JACK
(6 X 6)



TDG1026A-6CBK
RETAINER



RJ12 JACK
(6 X 6)

SPECIFICATIONS;
MEETS REQUIREMENTS OF FCC PART 68.5
UL94V-0 COMPLIANT
CSA CERTIFIED: CUL
CATEGORY 3 RATED

MATERIALS;
HOUSING: ABS
COLOR: IVORY
CONTACTS: PHOSPHOR BRONZE
CONTACT PLATING: 30 μINCHES GOLD OVER NICKEL

ELECTRICAL;
CURRENT RATING: 1.5 AMP MAX
VOLTAGE RATING: 1000 VOLTS

ENVIRONMENTAL;
OPERATING TEMPERATURE RANGE: 0°C TO 60°C

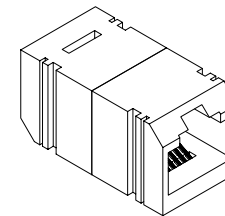
APPLICATION:
FEED THROUGH COUPLER
RETAINER CLIP (P/N TDG1026A-6CBK, ORDERED SEPARATELY)
REQUIRED FOR PANEL MOUNTING. USE TABLE TO
DETERMINE HOW MANY CLIPS ARE NEEDED.

PANEL THICKNESS	NO. OF CLIPS
LESS THAN .050" [1.25 MM]	4
.050" TO .070" [1.25 TO 1.78 MM]	3
.070" TO .090" [1.78 TO 2.29 MM]	2

UNLESS OTHERWISE SPECIFIED,
DIMENSIONS ARE IN INCHES
TOLERANCES ARE:
.X ±.1
.XX ±.05
.XXX ±.005
CABLE LENGTH TOLERANCE
<300" ±5% >300" ±2%

APPROVALS	DATE
DRAWN	
TJC CHECKED	10/10/01
TJC APPROVED BY	10/12/01
CM	10/12/01

CONFIGURATION DETAILS OF
UNDIMENSIONED FEATURES
MAY VARY



L-com CONNECTIVITY PRODUCTS		45 BEECHWOOD DRIVE NORTH ANDOVER, MA 01845	
DRAWN		PRODUCT DESCRIPTION MODULAR COUPLER (RJ12)	
TJC CHECKED		DRAWING TITLE OUTLINE DRAWING	
TJC APPROVED BY		SIZE A	
CM		FSCM NO. 43321	
		DWG. NO. TDG1026A-6C-OD1	
		REV. B	
		SCALE 1:1	
		CAD FILE TDG1026A-6C-OD1.SLDDRW	
		SHEET 1 OF 1	