samtec

TIGER™ EYE SYSTEM



(1.27 mm) .050"

SFC SERIES

COST-EFFECTIVE RELIABLE SOCKET

SPECIFICATIONS

For complete specifications and recommended PCB layouts see www.samtec.com?SFC

Insulator Material:
Black Liquid Crystal Polymer
Contact Material:
Phosphor Bronze
Plating:
Au or Sn over
50 µ" (1.27 µm) Ni
Current Rating:
3.1 A per pin
(2 pins powered)
Voltage Rating:
350 VAC mated with TFC
Operating Temp Range:
-55 °C to +125 °C
Insertion Depth:
(3.05 mm) .120" to
(4.06 mm) .160"
Max Cycles:
10,000 with 30 µ" (0.76 µm) Au
RoHS Compliant:
Yes

PROCESSING

Lead-Free Solderable:
Yes
SMT Lead Coplanarity:
(0.10 mm) .004" max (04-25)
(0.15 mm) .006" max (30-50)*
*(.004" stencil solution may be available; contact IPG@samtec.com)

RECOGNITIONS

For complete scope of recognitions see www.samtec.com/quality

FILE NO. E111594

ALSO AVAILABLE (MOQ Required)

- Other sizes

Note:
Some sizes, styles and options are non-standard, non-returnable.

Board Mates:
TFC

Cable Mates:
TFSD, TFSDT

TIGER™ EYE LITE

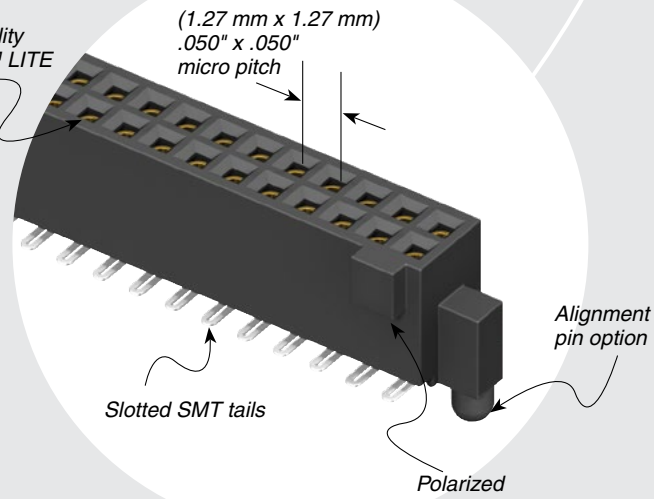

HIGH-SPEED CHANNEL PERFORMANCE

Rating based on Samtec reference channel. For full SI performance data visit Samtec.com or contact SIG@samtec.com

8 Gbps

SFC	–	1	NO. PINS PER ROW	–	LEAD STYLE	–	PLATING OPTION	–	D	–	OPTION

04, 05, 10, 15, 20, 25, 30, 35, 40, 45, 50
(Standard sizes)

–T1
= Through-hole Tiger Eye™ LITE

–T2
= Surface Mount Tiger Eye™ LITE

–F
= Gold flash on contact, Matte Tin on tail

–L
= 10 µ" (0.25 µm) Gold on contact, Matte Tin on tail

–A
= Alignment Pin

–K
= (4.00 mm) .157" DIA Polyimide film Pick & Place Pad

–TR
= Tape & Reel (–T2 only)

–FR
= Full Reel Tape & Reel Packaging (Must order max. quantities per reel. Contact Samtec for parts per reel) (–T2 only)

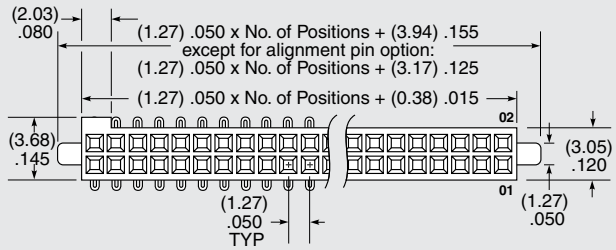

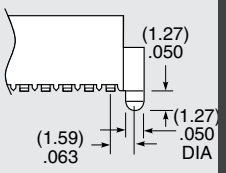

–A OPTION

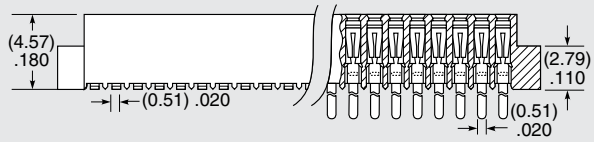

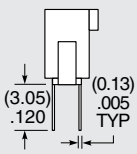

–T1

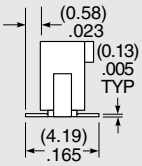

–T2

Due to technical progress, all designs, specifications and components are subject to change without notice.

All parts within this catalog are built to Samtec's specifications.
Customer specific requirements must be approved by Samtec and identified in a Samtec customer-specific drawing to apply.