

## Feed-through terminal block - MZDB 1,5-F - 3003839

Please be informed that the data shown in this PDF Document is generated from our Online Catalog. Please find the complete data in the user's documentation. Our General Terms of Use for Downloads are valid (<http://download.phoenixcontact.com>)

Feed-through terminal block, Connection method: Spring-cage connection, Number of positions: 1, Cross section: 0.14 mm² - 2.5 mm², AWG: 26 - 14, Width: 16.2 mm, Height: 22 mm, Color: gray, Mounting type: Screw mounting




### Product Features

- ✓ Space saving thanks to compact design and mounting option on a 15 mm DIN rail
- ✓ Clear arrangement thanks to marking of all terminal points



### Key commercial data

Packing unit	1 PCE
Minimum order quantity	50 PCE
GTIN	 4 017918 106966
Custom tariff number	85369010
Country of origin	CHINA

### Technical data

#### General

Number of levels	1
Number of connections	4
Color	gray
Insulating material	PA
Inflammability class according to UL 94	V0

#### Dimensions

Width	16.2 mm
Length	32 mm

# Feed-through terminal block - MZDB 1,5-F - 3003839

## Technical data

### Dimensions

Height	22 mm
--------	-------

### General

Maximum load current	24 A (with 2.5 mm <sup>2</sup> conductor cross section)
Rated surge voltage	8 kV
Pollution degree	3
Surge voltage category	III
Insulating material group	I
Connection in acc. with standard	IEC 60947-7-1
Nominal current I <sub>N</sub>	17.5 A (the maximum load current must not be exceeded by the total current of all connected conductors)
Nominal voltage U <sub>N</sub>	800 V
Number of positions	1

### Connection data

Conductor cross section solid min.	0.14 mm <sup>2</sup>
Conductor cross section solid max.	2.5 mm <sup>2</sup>
Conductor cross section AWG/kcmil min.	26
Conductor cross section AWG/kcmil max	14
Conductor cross section stranded min.	0.14 mm <sup>2</sup>
Conductor cross section stranded max.	1.5 mm <sup>2</sup>
Min. AWG conductor cross section, stranded	26
Max. AWG conductor cross section, stranded	16
Conductor cross section stranded, with ferrule without plastic sleeve min.	0.14 mm <sup>2</sup>
Conductor cross section stranded, with ferrule without plastic sleeve max.	1.5 mm <sup>2</sup>
Conductor cross section stranded, with ferrule with plastic sleeve min.	0.14 mm <sup>2</sup>
Conductor cross section stranded, with ferrule with plastic sleeve max.	1.5 mm <sup>2</sup>
2 conductors with same cross section, stranded, TWIN ferrules with plastic sleeve, min.	0.5 mm <sup>2</sup>
2 conductors with same cross section, stranded, TWIN ferrules with plastic sleeve, max.	1 mm <sup>2</sup>
Connection method	Spring-cage connection
Stripping length	9 mm
Internal cylindrical gage	A 1

## Classifications

### ETIM

ETIM 2.0	EC000897
----------	----------

## Feed-through terminal block - MZDB 1,5-F - 3003839

### Classifications

#### ETIM

ETIM 3.0	EC000897
ETIM 4.0	EC000897
ETIM 5.0	EC000897

#### UNSPSC

UNSPSC 11	39121410
UNSPSC 12.01	39121410
UNSPSC 13.2	39121410
UNSPSC 6.01	30211811
UNSPSC 7.0901	39121410

#### eCl@ss

eCl@ss 4.0	27141123
eCl@ss 4.1	27141123
eCl@ss 5.0	27141120
eCl@ss 5.1	27141120
eCl@ss 6.0	27141120
eCl@ss 7.0	27141120

### Approvals

#### Approvals

---

#### Approvals

UL Recognized / cUL Recognized / GOST / PRS / GOST / cULus Recognized

---

#### Ex Approvals

#### ATEX

---


#### Approvals submitted


---


#### Approval details

## Feed-through terminal block - MZDB 1,5-F - 3003839


### Approvals


UL Recognized 	
mm²/AWG/kcmil	26-14
Nominal current I <sub>N</sub>	15 A
Nominal voltage U <sub>N</sub>	600 V

cUL Recognized 	
mm²/AWG/kcmil	26-14
Nominal current I <sub>N</sub>	15 A
Nominal voltage U <sub>N</sub>	600 V

GOST 
--

PRS
-----

GOST 
--

cULus Recognized 
--

### Accessories

Accessories

Bridges

## Feed-through terminal block - MZDB 1,5-F - 3003839

### Accessories

Insertion bridge - ESB 2-FK - 3131138



Insertion bridge, Width: 3 mm, Length: 10.2 mm, Number of positions: 2, Color: gray

---

Insertion bridge - ESB 2-MZDB - 3029703



Insertion bridge, Number of positions: 2, Color: gray

---

### Covers

End cover - D-MZB 1,5-F - 3024180



End cover, Width: 4 mm, Color: gray

---

End cover - D-MZB 1,5-F BU - 3024449



End cover, Width: 4 mm, Color: blue

---

### Marking

Zack Marker strip, flat - ZBF 5:UNBEDRUCKT - 0808642



Zack Marker strip, flat, Strip, white, Unlabeled, Can be labeled with: Plotter, Mounting type: Snap into flat marker groove, For terminal block width: 5 mm, Lettering field: 5.1 x 5.2 mm

## Feed-through terminal block - MZDB 1,5-F - 3003839

### Accessories

---

#### Zack Marker strip, flat - ZBF 5 CUS - 0825025



Zack Marker strip, flat, Can be ordered: Strip, white, Labeled according to customer specifications, Mounting type: Snap into flat marker groove, For terminal block width: 5 mm, Lettering field: 5.15 x 5.15 mm

---

#### Marker for terminal blocks - UC-TMF 5 - 0818153



Marker for terminal blocks, Sheet, white, Unlabeled, Can be labeled with: BLUEMARK CLED, BLUEMARK LED, Plotter, Mounting type: Snap into flat marker groove, For terminal block width: 5.2 mm, Lettering field: 4.6 x 5.1 mm

---

#### Marker for terminal blocks - UC-TMF 5 CUS - 0824638



Marker for terminal blocks, Can be ordered: By sheet, white, Labeled according to customer specifications, Mounting type: Snap into flat marker groove, For terminal block width: 5.2 mm, Lettering field: 4.6 x 5.1 mm

---

#### Marker for terminal blocks - UCT-TMF 5 - 0828744



Marker for terminal blocks, Sheet, white, Unlabeled, Can be labeled with: THERMOMARK CARD PLUS, THERMOMARK CARD, BLUEMARK CLED, BLUEMARK LED, Mounting type: Snap into flat marker groove, For terminal block width: 5.2 mm, Lettering field: 4.4 x 4.7 mm

---

#### Marker for terminal blocks - UCT-TMF 5 CUS - 0829658



Marker for terminal blocks, Can be ordered: By sheet, white, Labeled according to customer specifications, Mounting type: Snap into flat marker groove, For terminal block width: 5.2 mm, Lettering field: 4.4 x 4.7 mm

---

### Tools

## Feed-through terminal block - MZDB 1,5-F - 3003839

### Accessories

Screwdriver - SZF 1-0,6X3,5 - 1204517



Actuation tool, for ST terminal blocks, also suitable for use as a bladed screwdriver, size: 0.6 x 3.5 x 100 mm, 2-component grip, with non-slip grip

---

Screwdriver - ST-BW - 1207608



Actuation tool, for all 2.5 mm<sup>2</sup> - 4.0 mm<sup>2</sup> spring-cages

---