DRAWING MADE IN THIRD ANGLE PROJECTION
THIS DRAWING IS UNPUBLISHED. RELEASED FOR PUBLICATION ,19 .
© COPYRIGHT 19 BY AMP INCORPORATED. ALL INTERNATIONAL RIGHTS RESERVED.

LOC	DIST	P	F
AD	25		

REVISIONS

ZONE	LTR	DESCRIPTION	DATE	APPD
	H	EC 0504-0052-96	7/7/97	CR

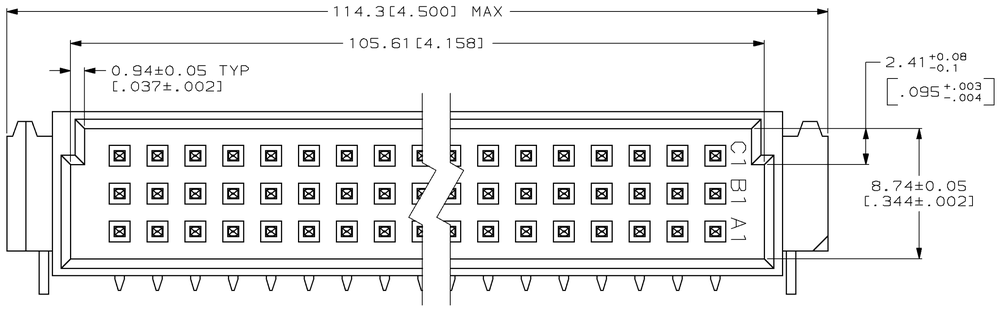

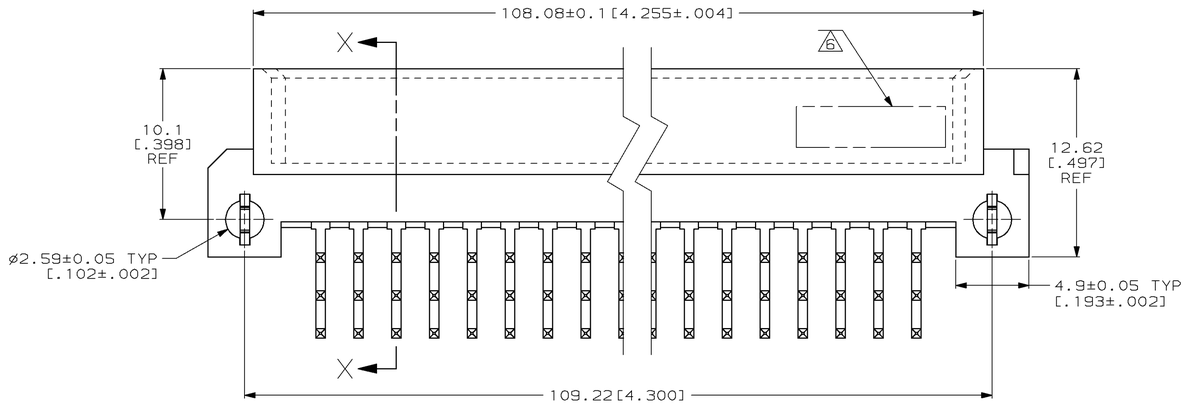

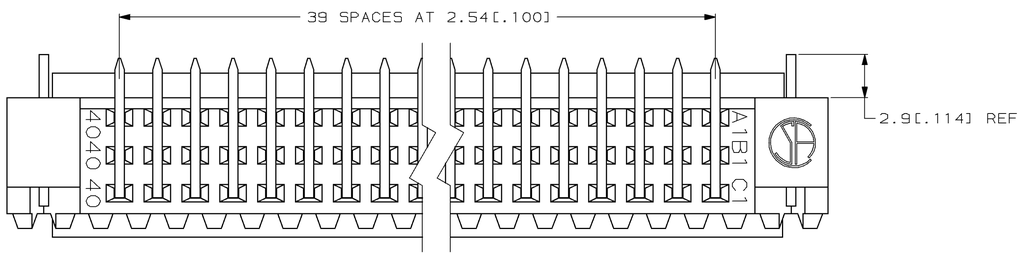

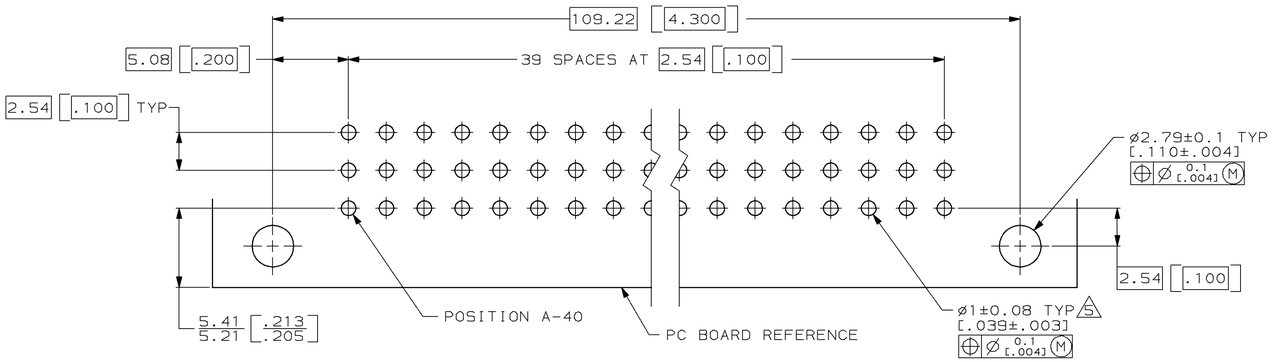

PC BOARD LAYOUT
RECOMMENDED PC BOARD THICKNESS 1.57[.062]

1. HOUSING MATERIAL: GLASS-FILLED POLYESTER. COLOR: GRAY.
2. POST MATERIAL: BRASS.
3. POST FINISH: DIN 41612 CLASS 3 IN CONTACT AREA. TIN-LEAD PLATE ON POSTS.
4. POST FINISH: DIN 41612 CLASS 2 IN CONTACT AREA. TIN-LEAD PLATE ON POSTS.
5. RECOMMENDED HOLE SIZE FOR MANUAL APPLICATION OF CONNECTOR ONTO PC BOARD.
6. PART NUMBER, DATE CODE MARKED THIS APPROXIMATE AREA.
7. MARKING ON THIS SIDE.

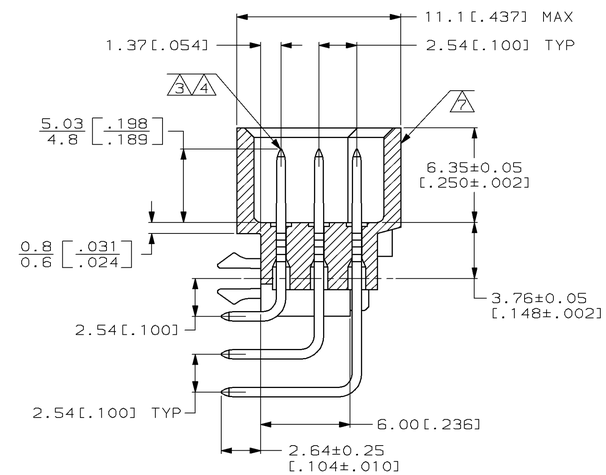

SECTION X-X

OBSOLETE	3	1-40	X	X	X	120	650914-9
	4	1-40	X	X	X	120	650914-5
NOTES		POSITIONS LOADED	ROWS LOADED C	B	A	NO. OF LOADED POSITION	ASSY PART NUMBER

PART NO

DO NOT SCALE PRINT.
UNLESS SPECIFIED
DIMENSIONS IN mm [INCHES]
TOLERANCES ON ;
1 PLC DEC ± -
2 PLC DEC ± 0.13[.005]
ANGLES ± -

DR	L. BRINER	2/13/91
CHK	D.C. RUBENDALL	3/22/91
APPD	D.C. RUBENDALL	3/22/91
APPD	D.C. RUBENDALL	5/26/92

MATERIAL: HOUSING: 1 POST: 2

PRODUCT SPEC: -

FINISH: POST: 3 4

APPLICATION SPEC: -

WEIGHT: -

AMP Incorporated
Harrisburg, PA 17105-3608

NAME: PIN ASSEMBLY, EUROCARD, TYPE "C" WITH BOARD LOCKS

SIZE	CAGE CODE	DRAWING NO
D	00779	650914

SCALE 5:1 SHEET 1 OF 1

CUSTOMER DRAWING