110/216-Series

The 110/216-Series toggle switches utilize a quick-make, quick-break contact mechanism and are available in both single and double pole. These switches are 125-250 volts AC/DC rated and suitable for shallow back panel applications. They are available in a range of circuits, terminations and bushing/toggle configurations.

Specifications

- Certifications*: UL, CSA
- Dielectric Strength: 1,000V (minimum)
- Insulation Resistance: 100 Megohms (minimum)
- Base Material: Phenolic
- Actuator Material: Brass/Nickel Plate
- Bushing Material: Brass/Nickel Plate

* Due to ongoing technological advances, consult factory for certification specifics.

Dimensional Specifications: in. [mm]

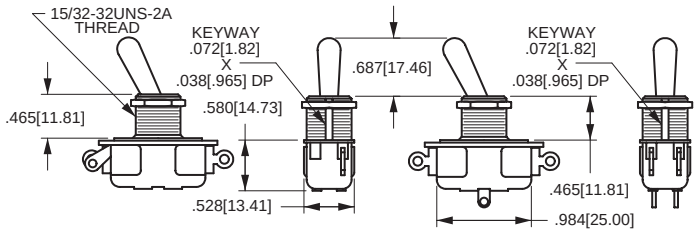

112, 216, 316, 516
2BB, 2BK, 2BL SERIES

316, 516
2BL62 SERIES

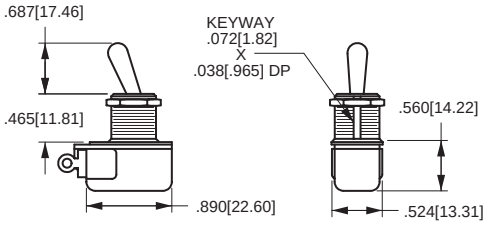

110, 111, 160 SERIES

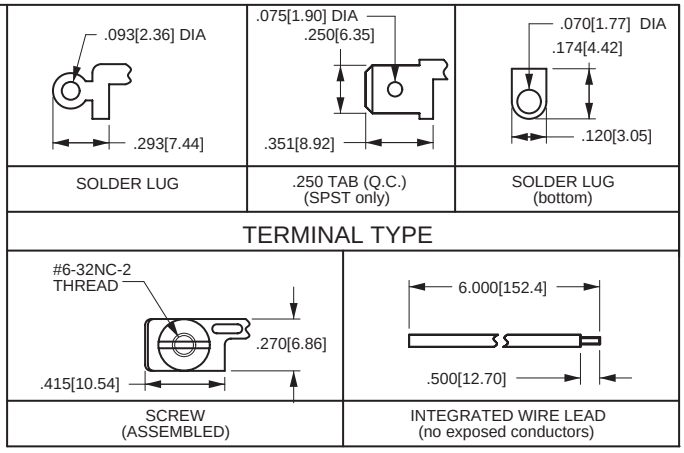

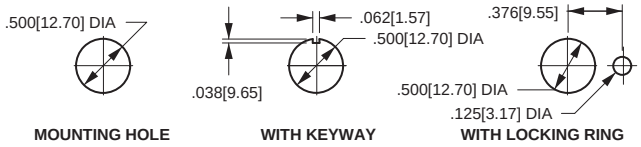

MOUNTING HOLE WITH KEYWAY WITH LOCKING RING

110 - 73

SERIES — TOGGLE STYLE[2]

MAINTAINED	(ON) MOMENTARY NORMALLY OPEN	(OFF) MOMENTARY NORMALLY CLOSED	TERMINAL	CIRCUIT & POLES	RATING[1]
110 **110-B** **110-S** **111-16**	**110-M-NO** **110-BM-NO** **110-SM-NO** **111-16M-NO**	**110-M-NC** **110-BM-NC** **110-SM-NC** **111-16M-NC**	SOLDER LUG-END SOLDER LUG-BTM SCREW TERM. WIRE LEAD	SP-ST	3A 250V 6A 125V
112 **112-A**	**112-M** **112-M-A**	NONE	SOLDER LUG-END WIRE LEAD	SP-DT	1A 250V 3A 125V
216 **216-A**	**216-M-NO** **216-M-ANO**	**216-M-NC** **216-M-ANC**	SOLDER LUG-END WIRE LEAD	DP-ST	
316 **316-B**	NONE	**316-M** **316-BM**	SOLDER LUG SOLDER LUG-BTM	DP-DT	
516 **516-A** **516-B**	NONE	**516-M** **516-AM** **516-BM**	SOLDER LUG-END WIRE LEAD SOLDER LUG-BTM	2 CIRCUIT	
2BB65 **2BB62**	NONE	NONE	WIRE LEAD SOLDER LUG-END	SP-DT	6A 125VAC
2BK65 **2BK62**	NONE	NONE	WIRE LEAD SOLDER LUG-END	DP-ST	3A 250V 6A 125V
2BL62 **2BL63**	NONE	NONE	SOLDER LUG-END SOLDER LUG-BTM	DP-DT	
160H **160H-A** **160H-B** **160H-S**	NONE	NONE	SOLDER LUG-END WIRE LEAD SOLDER LUG-BTM SCREW TERM.	SP-ST	5A 250V 10A 125V 1/4HP 125V

	TOGGLE LENGTH	BUSHING LENGTH	SUFFIX NO.	NEOPRENE SEAL
BAT	.375	.343	**52**	**57**
	.500	.465	**63**	**68**
	.687	.465	**73**	**78**
BALL	.375	.250	**21**	---
	.375	.343	**22**	---

NOTES:
Shading indicates standard configurations.
Tab terminals available on all above SP-ST switches. Add suffix /TABS. (ex.) 110-73/TABS
1 Additional ratings available. Consult factory.
2 Momentary functions are available only with 73 toggles.