


BABT Approved Relay

G6A-BS

BABT Approved Relay Meeting the Requirements of EN41003:1993 as endorsed, formerly BS6301:1989 Amendment 5 for Supplementary Isolation

- BABT Approved No. CR/0098.
- Height of only 8mm from PCB.
- Wide switching load – 10μA to 2A.
- Fully sealed construction.



BABT

Ordering Information

Single-side Stable Type

Model	Classification			
G6A-234P-BS	Contact Form – DPDT	Contact Type – Bifurcated crossbar	Contact Material – AgPd+Au clad	Structure – Plastic sealed

Note: When ordering, add the rated coil voltage to the model number.

Example: G6A-234P-BS 12 VDC

Rated coil voltage

Specifications

■ Coil Ratings

General purpose, DPDT Relays

Rated voltage (VDC)	3	4.5	5	6	9	12	24	48
Rated current (mA)	93.8	62.5	56.2	46.5	31.1	23.3	11.7	7.0
Coil resistance (Ω)	32	72	89	129	289	514	2,057	6,882
Coil inductance (H) (ref. value)	Armature OFF	0.07	0.16	0.2	0.29	0.63	1.1	13.7
	Armature ON	0.065	0.14	0.18	0.26	0.57	1.06	12.5
Must operate voltage	70% max. of rated voltage							
Must release voltage	10% min. of rated voltage							
Max. voltage	150% of rated voltage at 23°C, 150% at 70°C							
Power consumption	Approx. 280 mW							Approx. 330 mW

■ Contact Ratings



Item	G6A-234P-BS	
Load	Resistive load (cosφ = 1)	Inductive load (cosφ = 0.4; L/R = 7 ms)
Rated load	0.3 A at 125 VAC; 1 A at 30 VDC	0.2 A at 125 VAC; 0.5 A at 30 VDC
Contact material	AgPd (Au-clad)	
Rated carry current	3 A	
Max. switching voltage	250 VAC, 220 VDC	
Max. switching current	DC: 2 A; AC: 2 A	DC: 1 A; AC: 1 A
Max. switching capacity	125 VA, 60 W	62.5 VA, 30 W
Min. permissible load	0.01 mA at 10 mVDC	

■ Characteristics (at Ambient Temperature 23°C)

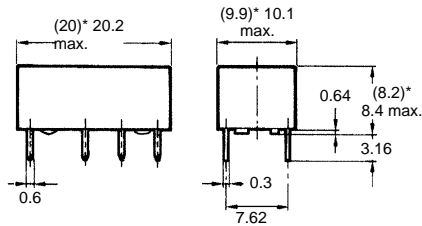
Contact resistance	50 mΩ max.
Operate (set) time	5 ms max.
Release (reset) time	3 ms max.
Max. operating frequency	Mechanical: 36,000 operations/hr Electrical: 1,800 operations/hr (under rated load)
Insulation resistance	1,000 MΩ min. (at 500 VDC)
Dielectric withstand voltage	1,000 VAC, 50/60 Hz for 1 min between open contacts 2,000 VAC, 50/60 Hz for 1 min between coil and contacts
Impulse withstand voltage	1,500 V 10 x 160 μs (conforms to FCC Part 68)
Vibration resistance	Destruction: 10 to 55 Hz, 5-mm double amplitude Malfunction: 10 to 55 Hz, 3.3-mm double amplitude
Shock resistance	Destruction: 1,000 m/s ² (approx. 100G) Malfunction: DPDT: 500 m/s ² (approx. 50G)
Life expectancy	Mechanical: 100,000,000 operations min. (at 36,000 operations/hr) Electrical: 500,000 operations min. (at 1,800 operations/hr)
Ambient temperature	Operating: -40°C to 70°C (with no icing) Storage: -40°C to 70°C (with no icing)
Ambient humidity	Operating: 45% to 85%
Weight	DPDT: Approx. 3.5 g

Note: The data shown above are initial values.

Dimensions

Note: 1. Orientation marks are indicated as follows:  

G6A-234P-BS



Terminal Arrangement/ Internal Connections (Bottom View)



Mounting Holes (Bottom View)

Tolerance: +0.1

