DIE Nº	"C"	TERM. C.H.	"A"
90145-1	.092	.094 ±.003	14-12
90145-2	.084	.086 ±.003	16

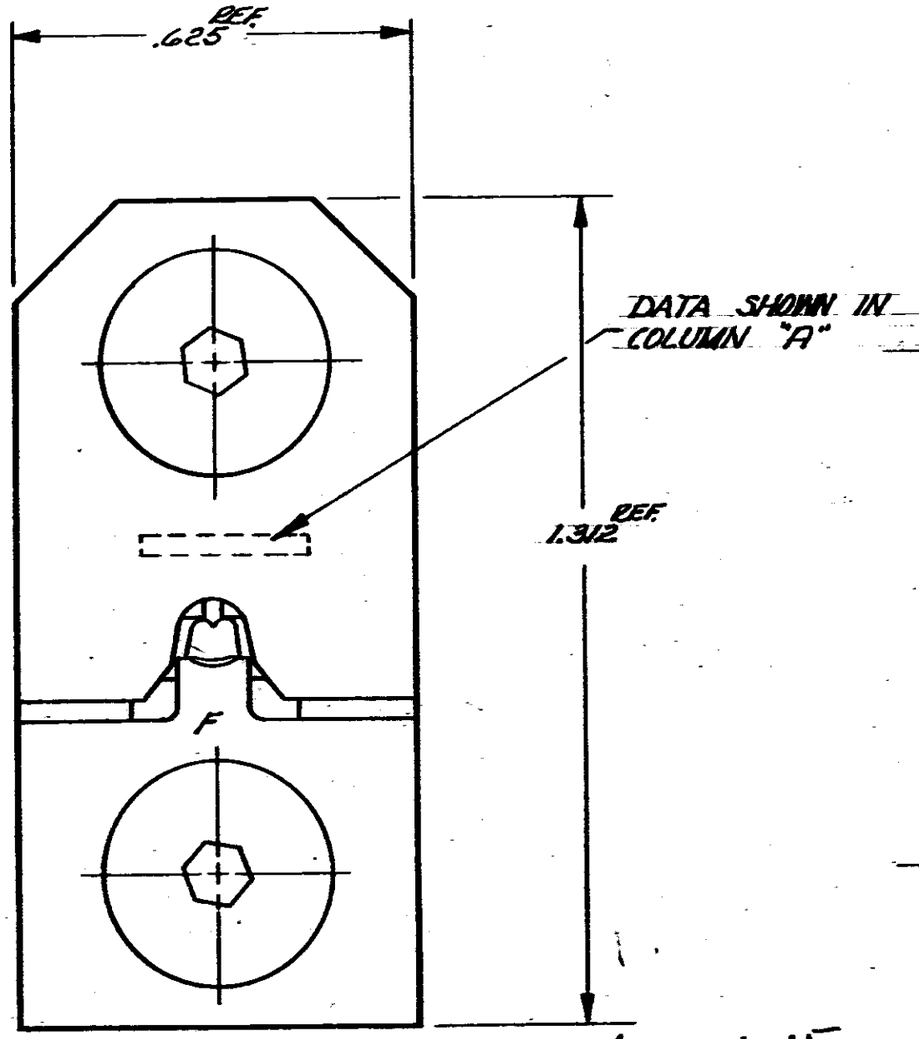

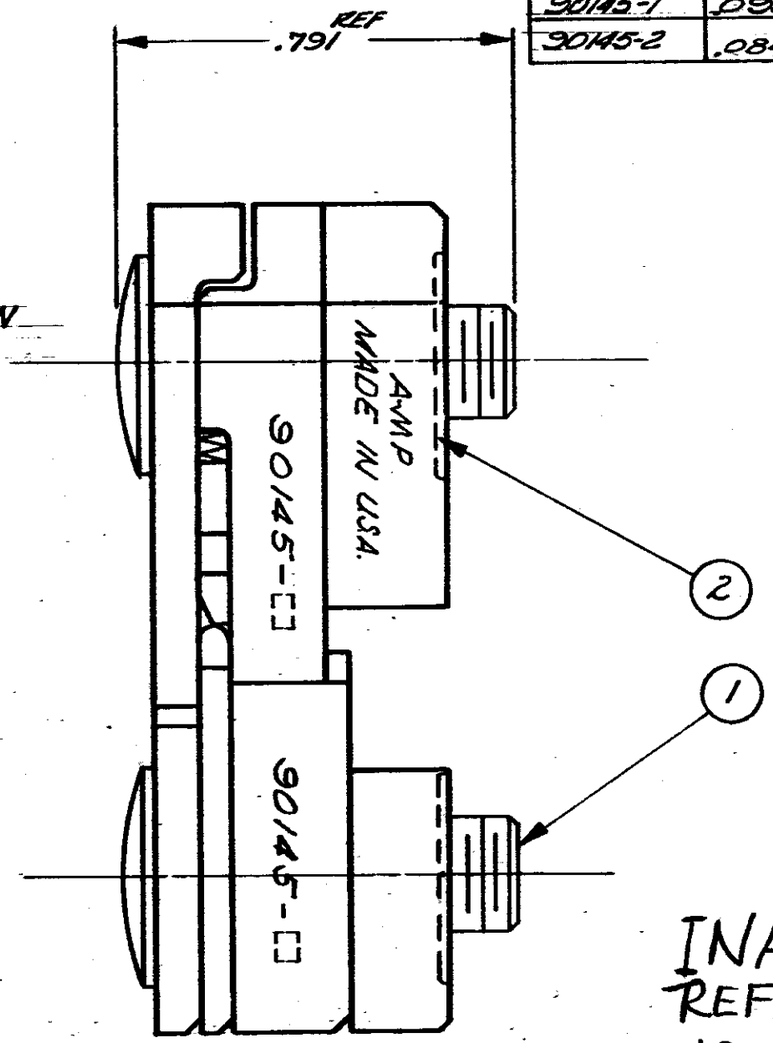

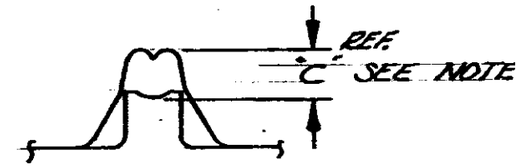

DIE- WIRE CRIMP

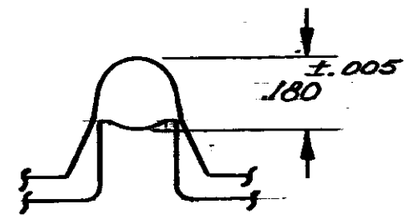

DIE- INSULATION CRIMP

INACTIVE
11/8/77

INACTIVE, REFER TO I.S. SHEET 7175 11/

1. GAGE DIMENSIONS APPLY WHEN DIES ARE BOTTOMED BUT NOT UNDER PRESSURE
2. FOR REPLACEMENT OF PARTS OTHER THAN SCREWS & RETAINING RINGS, DIES SHOULD BE RETURNED TO AMP INC. HBG. PENNA.
3. FOR TOOL USEAGE SEE INSTRUCTION SHEET I.S. 7175
4. DIE CAN BE CHECKED BY MEASURING TERM. CH. AS SHOWN IN CHART.

DIMENSIONS IN INCHES. DO NOT SCALE PRINT

DWG SIZE	NUMBER	NAME	REMARKS
2	2	F21046-3	RING-RETAINING
2	2	A 306131-9	SCREW-SPECIAL

REQUIRED PER ASSEMBLY

DESCRIPTION	
90145-2	
90145-1	

LTR	REVISION RECORD	DR	CHK	DATE
A	INACTIVE PER ECN #T-114	S.T.		

90145

©1965 BY AMP INCORPORATED. ALL RIGHTS RESERVED.
AMP PRODUCTS COVERED BY PATENTS AND/OR PATENTS PENDING.

CUSTOMER C
REFERENCE D

DR B. LUCI 2-24-65
CHK D. Davies 6-30-65
DZ G. Butterfield 8/20/65
T.R. Lingg 8/21/65

MATERIAL AND FINISH: STEEL: BLK. OXIDE
WEIGHT: APPROX. 3oz.
WIRE — RANGE — INSULATION
TOLERANCE EXCEPT AS NOTED ±.015 ±1°0'
SCALE 4:1
CLASS
TYPE
LOC R B NO 9014
NAME DIE ASSEMBLY

AMP INC. HARRIS