THIS DRAWING IS UNPUBLISHED. RELEASED FOR PUBLICATION 20
© COPYRIGHT 20 - ALL RIGHTS RESERVED.

LOC	DIST
ES	00

REVISIONS

P	LTR	DESCRIPTION	DATE	DWN	APVD
	K2	ADD NEW DASH NUMBER 3-4	12JAN2014	CZ	SZ

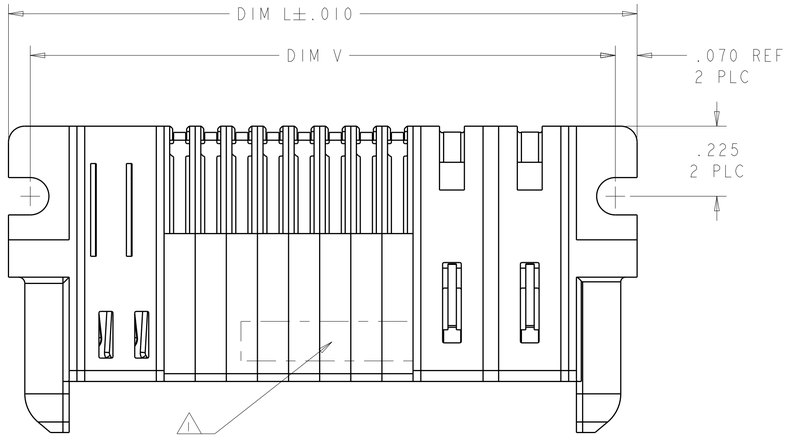

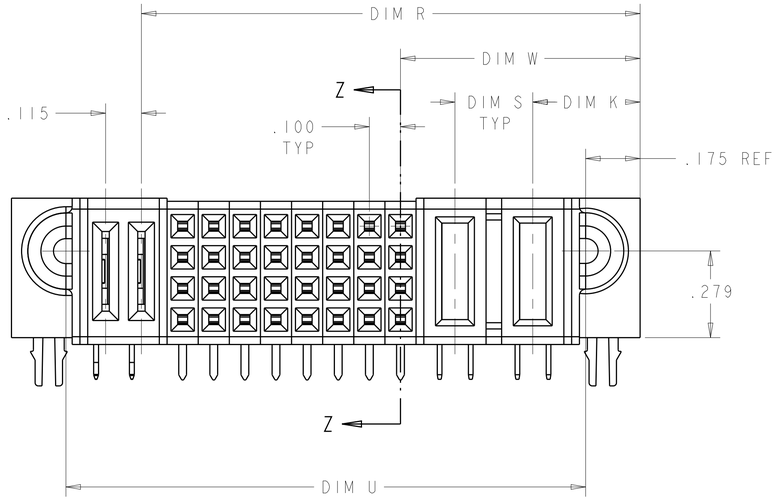

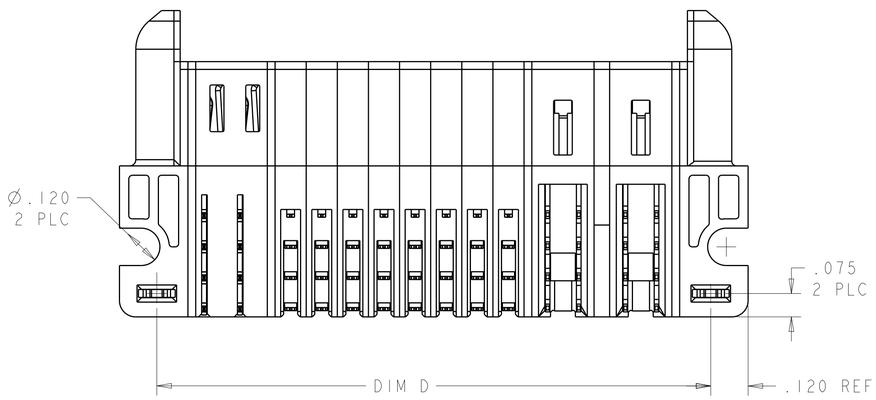

1. "AMP", PART NUMBER, AND DATECODE TO BE MARKED IN AREA SHOWN. PARTS UNDER 2.00 LONG MAY BE MARKED ON BOTH SIDES.
2. MATERIAL: HOUSING - GLASS FILLED HIGH TEMP THERMO PLASTIC,BLACK, UL94 V-0
   SIGNAL CONTACT - COPPER ALLOY
   POWER CONTACT - HIGH CONDUCTIVITY COPPER ALLOY)
3. PLATING :NOBLE METAL PLATING AT CONTACT FUNCTIONAL AREA OF POWER CONTACT AND SIGNAL CONTACT
4. MECHANICAL CONNECTOR KEEP OUT ZONE.
5. DATUM AND BASIC DIMENSIONS ESTABLISHED BY CUSTOMER.
6. PCB - HOLE DIAMETERS ARE FINISHED HOLE SIZE.
7. PCB - .0453±.0010 DRILLED HOLES PLATED WITH .0003 MIN Sn OVER .001 TO .003 Cu PLATING TO ACHIEVE A .040 DIA HOLE.
8. FOR P/S/P CONFIGURATION, THE DIMENSION PLEASE SEE SHEET 2
9. VARIABLE DIMENSION PLEASE SEE TABLE OR PART VIEW
10. FOR LP/S/P CONFIGURATION, THE DIMENSION PLEASE SEE SHEET 2

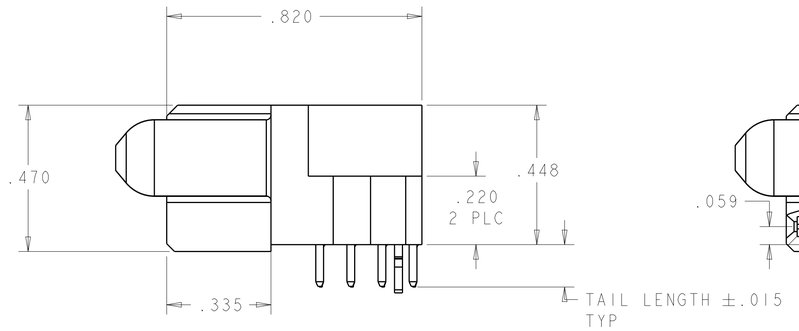

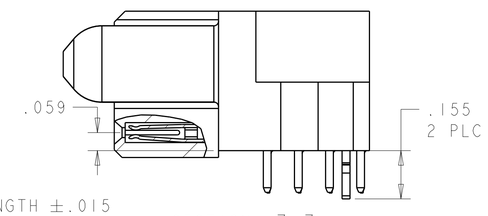

SECTION Z-Z

THIS DRAWING IS A CONTROLLED DOCUMENT.

DIMENSIONS: INCHES

TOLERANCES UNLESS OTHERWISE SPECIFIED:
0 PLC ±-
1 PLC ±.1
2 PLC ±.01
3 PLC ±.005
4 PLC ±.0020
ANGLES ±2°

MATERIAL - - 2

FINISH - - 3

DWN C.ZHOU 11OCT2007
CHK S.ZHAO 11OCT2007
APVD S.ZHAO -
PRODUCT SPEC 108-2292
APPLICATION SPEC 114-13251
WEIGHT -

TE Connectivity

NAME RIGHT ANGLE RECEPTACLE SHORT END MODULE MUTLI-BEAM XLE

SIZE	CAGE CODE	DRAWING NO	RESTRICTED TO
A1	00779	C-6450870	-

Customer Drawing

SCALE	SHEET	OF	REV
4:1	1	20	K2

4805 (3/11)

THIS DRAWING IS UNPUBLISHED. RELEASED FOR PUBLICATION 20
© COPYRIGHT 20 - ALL RIGHTS RESERVED.

LOC	DIST
ES	00

REVISIONS

P	LTR	DESCRIPTION	DATE	DWN	APVD
	-	SEE SHEET 1	-	-	-

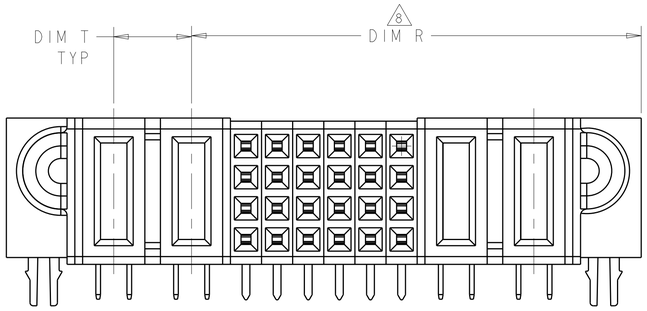

FOR PART NUMBER 6450870-2,6450870-3,6450870-4,6450870-5,THE OTHER DIMENSION REFER TO TABLE OF SHEET 1.

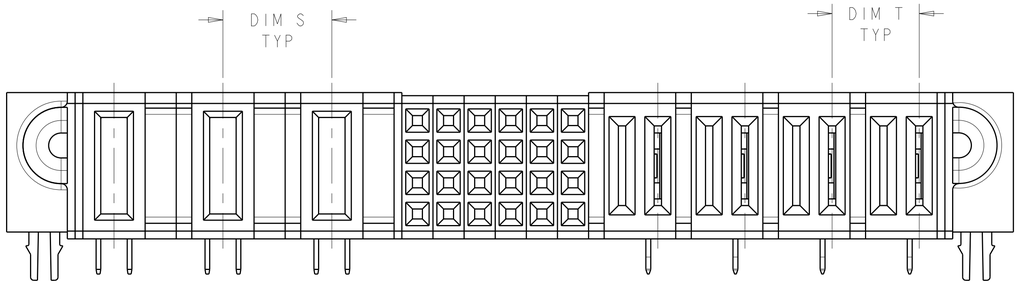

FOR LP/S/P CONFIGUTION (2-6450870-1),THE OTHER DIMENSION REFER TO TABLE OF SHEET 1.

	DIM V	DIM U	DIM T	DIM S	DIM R	DIM W	DIM D	DIM L	DIM K	DESCRIPTION	PART NUMBER
K2	1.380	1.170	-	-	1.2425	.435	-	1.520	.2775	1LP + 32S + 1LP	3-6450870-4
	2.650	2.440	.250	.250	1.920	1.045	2.550	2.790	.370	3P + 32S + 3P	3-6450870-3
	2.650	2.540	-	.250	2.545	1.270	2.750	2.890	.345	4P + 48S + 1P	3-6450870-2
	1.850	1.640	.230	.230	1.3675	1.060	1.750	1.990	.2775	3LP + 12S + 4LP	3-6450870-1
	2.200	1.990	0.250	0.250	1.495	1.020	2.100	2.340	.345	3P + 16S + 3P	3-6450870-0
	1.100	.890	-	-	.895	.570	1.000	1.240	.345	1P + 8S + 1P	2-6450870-9
	3.300	3.090	-	.300	3.120	2.370	3.200	3.440	.320	7ACP + 24S + 1P	2-6450870-8
	2.550	2.340	.250	.300	1.595	1.120	2.450	2.690	.345	3ACP + 16S + 4P	2-6450870-6
	4.000	3.790	.250	.250	2.770	1.520	3.900	4.140	.320	5P + 48S + 5P	2-6450870-5
	1.975	1.765	.250	.300	1.520	1.195	1.875	2.115	.345	3ACP + 8S + 2P	2-6450870-4
	1.380	1.170	-	-	1.2425	.435	-	1.520	.2775	1LP + 32S + 1LP	2-6450870-3
	1.700	1.490	.250	.250	1.245	.770	1.600	1.840	.345	2P + 16S + 2P	2-6450870-2
	3.095	2.885	.280	.350	2.190	1.415	2.995	3.235	.3025	8LP + 24S + 3P 10	2-6450870-1
	2.400	2.190	.250	.250	1.695 8	1.020	2.300	2.540	.345	3P + 24S + 3P	2-6450870-0
	2.400	2.190	.250	.250	1.695 8	1.020	2.300	2.540	.345	3P + 24S + 3P	1-6450870-9
	6.200	5.990	.250	.375	2.195 8	1.845	6.100	6.340	.395	4P + 12S + 16P	1-6450870-8
	3.775	3.565	.375	.375	2.445	2.045	3.675	3.915	.345	5ACP + 12S + 4ACP	1-6450870-6
	2.020	1.810	-	.300	1.0775	.870	1.920	2.160	.320	2ACP + 8S + 4LP	1-6450870-5
	2.295	2.085	9	.215	1.465	.865	2.195	2.435	.2775	3LP + 20S + 4HDP	1-6450870-4
	4.500	4.290	9	.300	3.220 8	2.695	4.400	4.640	.370	8ACP + 16S + 4ACP	1-6450870-3
	2.260	2.050	-	.300	1.7775	1.145	2.160	2.400	.345	3ACP + 24S + 4LP	1-6450870-2
	1.700	1.490	.200	.200	1.295 8	.720	1.600	1.840	.345	2P + 20S + 2P	1-6450870-1
	1.600	1.390	.200	.200	1.195 8	.720	1.500	1.740	.345	2P + 16S + 2P	1-6450870-0
	2.200	1.990	.200	.200	1.795 8	.720	2.100	2.340	.345	2P + 40S + 2P	6450870-9
	2.650	2.440	.250	.250	1.920	1.045	2.550	2.790	.370	3P + 32S + 3P	6450870-8
	3.100	2.890	.230	9	2.5025	1.945	3.000	3.240	.320	8HDP + 20S + 5LP	6450870-7
	1.400	1.190	-	-	1.195 8	.520	1.300	1.540	.345	1P + 24S + 1P	6450870-5
	2.400	2.190	.250	.250	1.695 8	1.020	2.300	2.540	.345	3P + 24S + 3P	6450870-4
	1.900	1.690	.250	.250	1.445 8	.770	1.800	2.040	.345	2P + 24S + 2P	6450870-3
	1.575	1.365	-	-	1.320 8	.595	1.475	1.715	.370	1P + 24S + 1P	6450870-2
	1.880	1.670	-	.250	1.6025	.770	1.780	2.020	.345	2P + 32S + 2LP	6450870-1

THIS DRAWING IS A CONTROLLED DOCUMENT.

DIMENSIONS: INCHES

TOLERANCES UNLESS OTHERWISE SPECIFIED:
0 PLC ±-
1 PLC ±.1
2 PLC ±.01
3 PLC ±.005
4 PLC ±.0020
ANGLES ±2°

MATERIAL - -
FINISH - -

DWN C.ZHOU 11OCT2007
CHK S.ZHAO 11OCT2007
APVD S.ZHAO -
PRODUCT SPEC 108-2292
APPLICATION SPEC 114-13251
WEIGHT -

TE Connectivity

NAME RIGHT ANGLE RECEPTACLE SHORT END MODULE MUTLI-BEAM XLE

SIZE	CAGE CODE	DRAWING NO	RESTRICTED TO
A1	00779	C-6450870	-

Customer Drawing

SCALE	SHEET	OF	REV
4:1	2	20	K2

4805 (3/11)

THIS DRAWING IS UNPUBLISHED. RELEASED FOR PUBLICATION 20
© COPYRIGHT 20 - ALL RIGHTS RESERVED.

LOC	DIST
ES	00

REVISIONS

P	LTR	DESCRIPTION	DATE	DWN	APVD
	-	SEE SHEET 1	-	-	-

PART NUMBER	ROWS	POWER LP2	POWER LP1	SIGNAL 8	7	6	5	4	3	2	1	POWER P2	POWER P1
6450870-1	D	LM	LM	H	H	H	H	H	H	H	H	RM	RM
	C			G	G	G	G	G	G	G	G		
	B			F	F	F	F	F	F	F	F		
	A			E	E	E	E	E	E	E	E		

HD HD

2P + 32S + 2LP

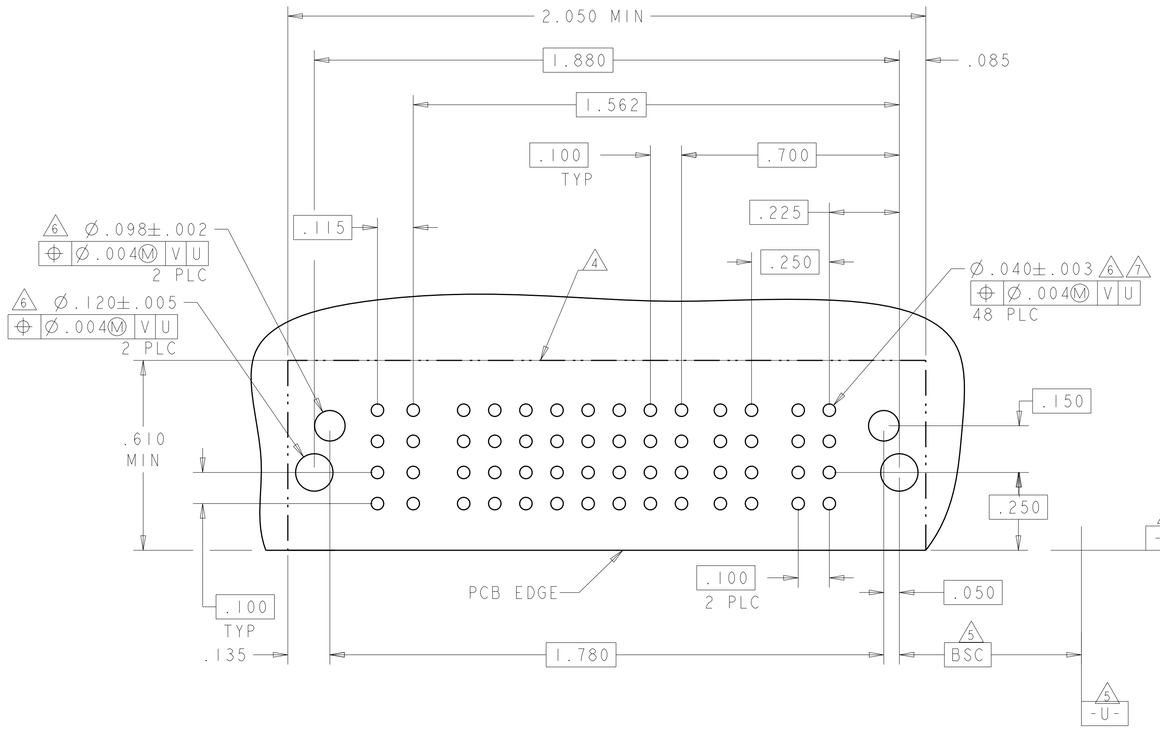

PART NUMBER	ROWS	POWER P2	SIGNAL 6	5	4	3	2	1	POWER P1
6450870-2	D	RM	H	H	H	H	H	H	RM
	C		G	G	G	G	G	G	
	B		F	F	F	F	F	F	
	A		E	E	E	E	E	E	

HD HD

1P + 24S + 1P

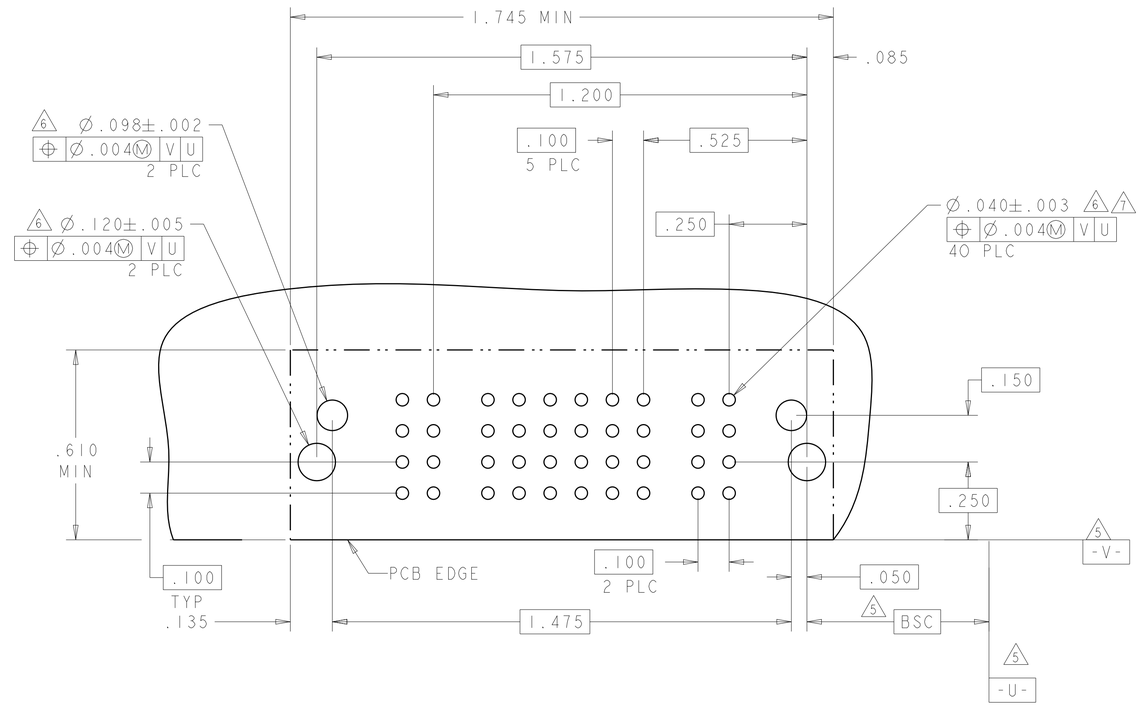

STANDARD SIGNAL CONTACT, .135 TAIL LENGTH, ROW D	H
STANDARD SIGNAL CONTACT, .135 TAIL LENGTH, ROW C	G
STANDARD SIGNAL CONTACT, .135 TAIL LENGTH, ROW B	F
STANDARD SIGNAL CONTACT, .135 TAIL LENGTH, ROW A	E
MFBL POWER CONTACT, .135 TAIL LENGTH	RA
STD POWER CONTACT, .135 TAIL LENGTH	RM
LOWER POWER CONTACT, .135 TAIL LENGTH	LM
DESCRIPTION	IDENTIFIER

THIS DRAWING IS A CONTROLLED DOCUMENT.

DIMENSIONS: INCHES

TOLERANCES UNLESS OTHERWISE SPECIFIED:
0 PLC ±-
1 PLC ±.1
2 PLC ±.01
3 PLC ±.005
4 PLC ±.0020
ANGLES ±2°

MATERIAL - -

FINISH - -

DWN C.ZHOU 11OCT2007
CHK S.ZHAO 11OCT2007
APVD S.ZHAO -
PRODUCT SPEC 108-2292
APPLICATION SPEC 114-13251
WEIGHT -

TE Connectivity

NAME RIGHT ANGLE RECEPTACLE SHORT END MODULE MUTLI-BEAM XLE

SIZE A1 | CAGE CODE 00779 | DRAWING NO C-6450870 | RESTRICTED TO -

Customer Drawing | SCALE 4:1 | SHEET 3 OF 20 | REV K2

THIS DRAWING IS UNPUBLISHED. RELEASED FOR PUBLICATION 20
© COPYRIGHT 20 - ALL RIGHTS RESERVED.

LOC	DIST
ES	00

REVISIONS

P	LTR	DESCRIPTION	DATE	DWN	APVD
	-	SEE SHEET 1	-	-	-

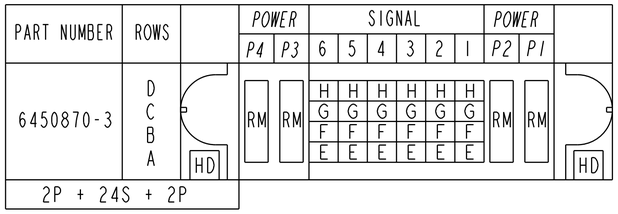

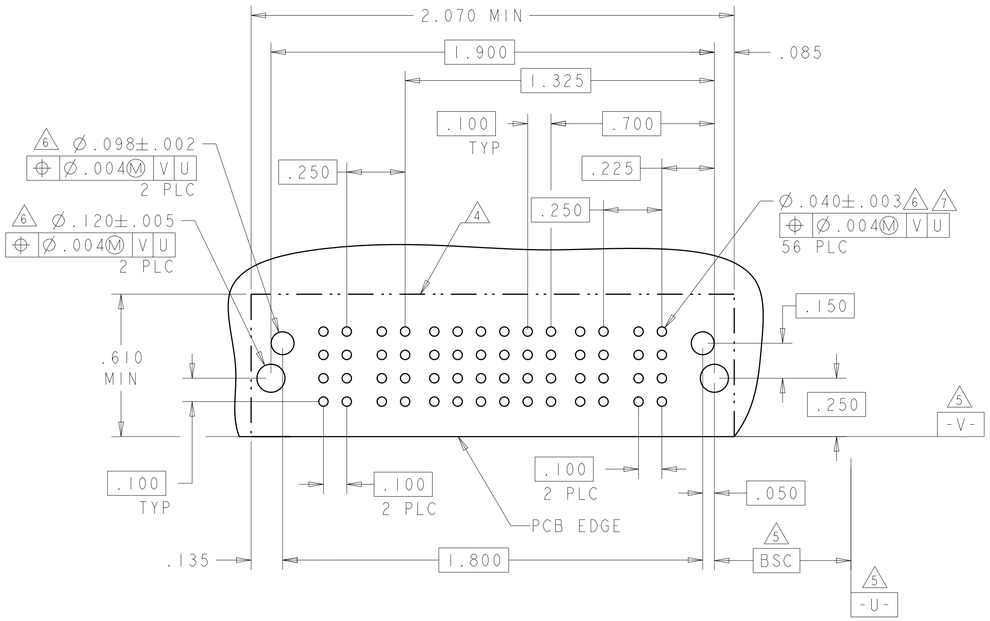

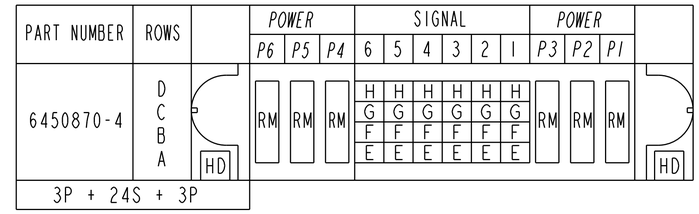

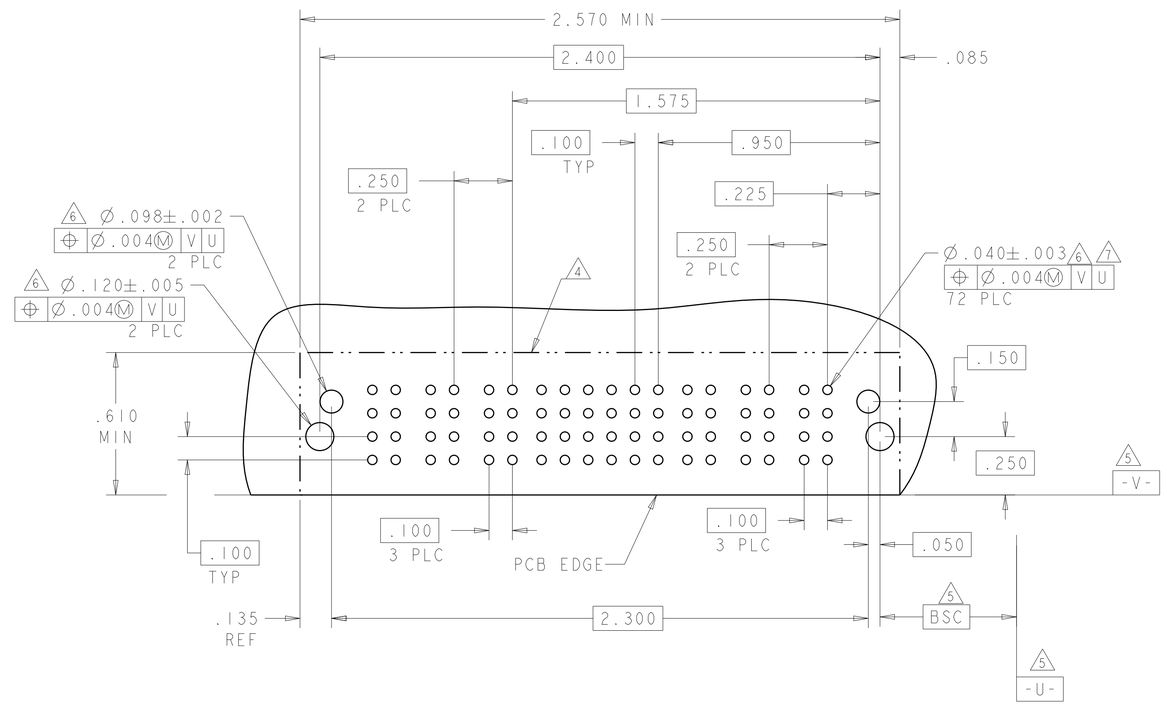

THIS DRAWING IS A CONTROLLED DOCUMENT.

DIMENSIONS: INCHES

TOLERANCES UNLESS OTHERWISE SPECIFIED:
0 PLC ±
1 PLC ± .1
2 PLC ± .01
3 PLC ± .005
4 PLC ± .0020
ANGLES ±2°

MATERIAL - -
FINISH - -

DWN C.ZHOU 11OCT2007
CHK S.ZHAO 11OCT2007
APVD S.ZHAO -
PRODUCT SPEC 108-2292
APPLICATION SPEC 114-13251
WEIGHT -

TE Connectivity

NAME
RIGHT ANGLE RECEPTACLE
SHORT END MODULE
MUTLI-BEAM XLE

SIZE	CAGE CODE	DRAWING NO	RESTRICTED TO
A1	00779	C-6450870	-

Customer Drawing

SCALE 4:1 SHEET 4 OF 20 REV K2

THIS DRAWING IS UNPUBLISHED. RELEASED FOR PUBLICATION 20
© COPYRIGHT 20 - ALL RIGHTS RESERVED.

LOC	DIST
ES	00

REVISIONS

P	LTR	DESCRIPTION	DATE	DWN	APVD
	-	SEE SHEET 1	-	-	-

PART NUMBER	ROWS	POWER P2	SIGNAL 6	5	4	3	2	1	POWER P1
6450870-5	D	RM	H	H	H	H	H	H	RM
	C		G	G	G	G	G	G	
	B		F	F	F	F	F	F	
	A		E	E	E	E	E	E	
	HD								HD
1P + 24S + 1P									

PART NUMBER	ROWS	POWER LP5	LP4	LP3	LP2	LP1	SIGNAL 5	4	3	2	1	POWER P8	P7	P6	P5	P4	P3	P2	P1
6450870-7	D	LM		LM		LM	H	H	H	H	H	RM	RM	RM	RM	RM	RM	RM	RM
	C						G	G	G	G	G								
	B						E	E	E	E	E								
	A						E	E	E	E	E								
	HD																		HD
8HDP + 20S + 5LP																			

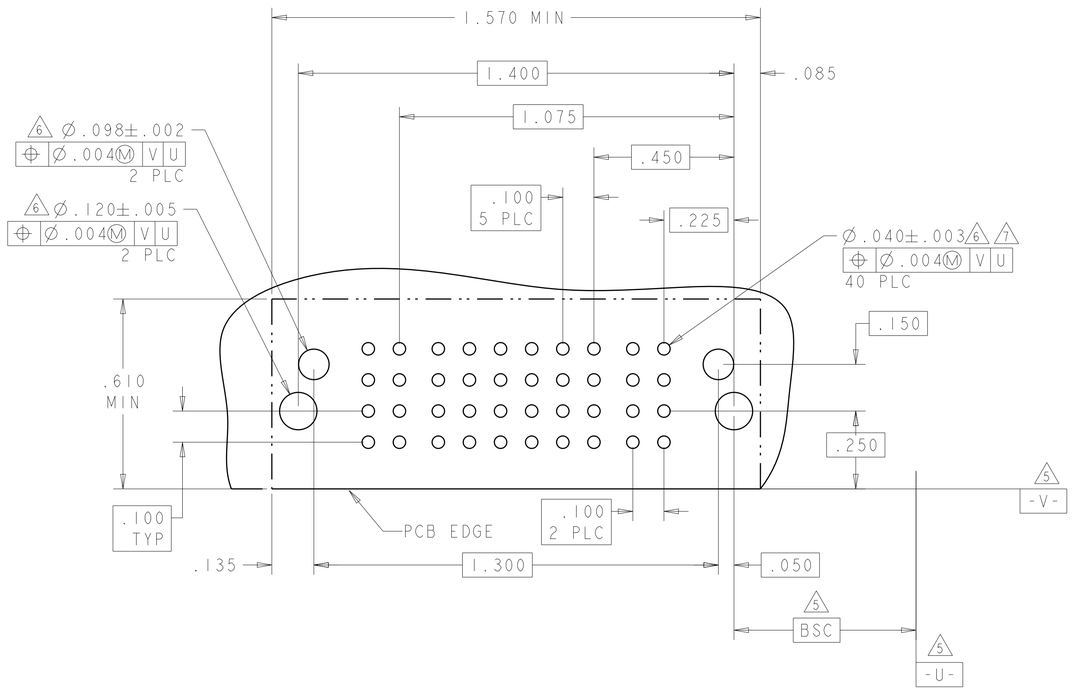

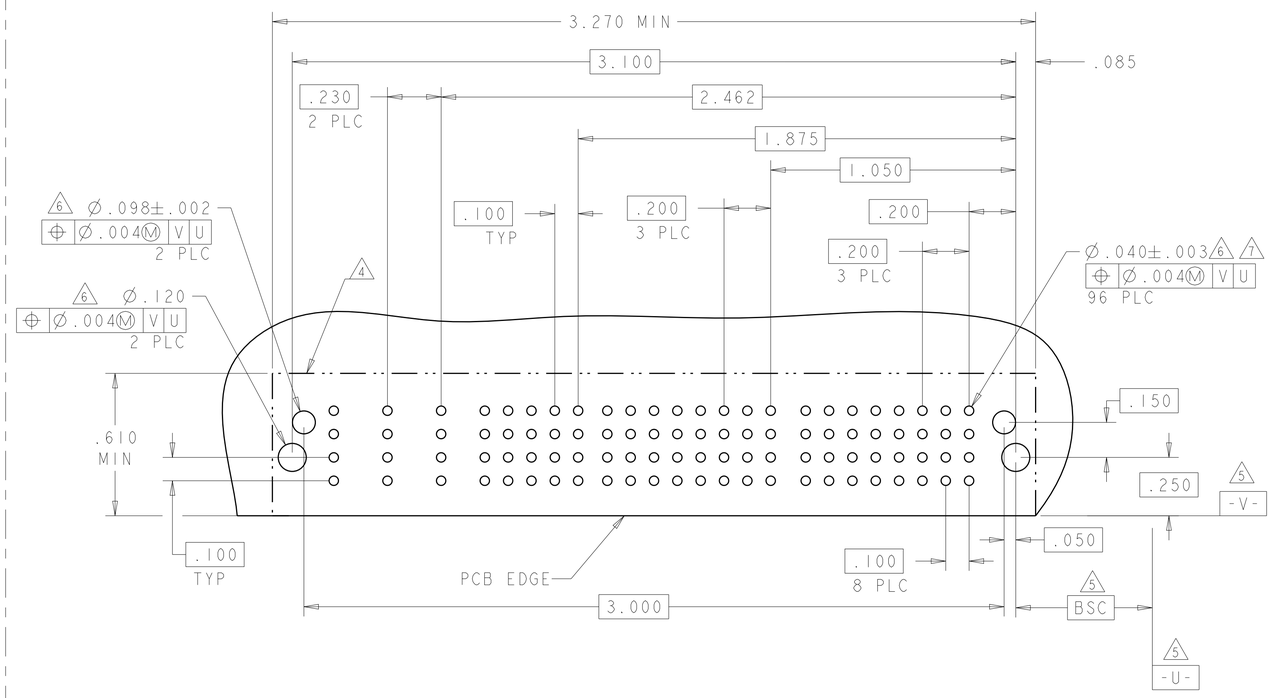

THIS DRAWING IS A CONTROLLED DOCUMENT.

DIMENSIONS: INCHES

TOLERANCES UNLESS OTHERWISE SPECIFIED:
0 PLC ±-
1 PLC ±.1
2 PLC ±.01
3 PLC ±.005
4 PLC ±.0020
ANGLES ±2°

MATERIAL - -
FINISH - -

DWN C.ZHOU 11OCT2007
CHK S.ZHAO 11OCT2007
APVD S.ZHAO -
PRODUCT SPEC 108-2292
APPLICATION SPEC 114-13251
WEIGHT -

TE Connectivity

NAME RIGHT ANGLE RECEPTACLE SHORT END MODULE MUTLI-BEAM XLE

SIZE	CAGE CODE	DRAWING NO	RESTRICTED TO
A1	00779	C-6450870	-

Customer Drawing

SCALE	SHEET	OF	REV
4:1	5	20	K2

THIS DRAWING IS UNPUBLISHED. RELEASED FOR PUBLICATION 20
© COPYRIGHT 20 - ALL RIGHTS RESERVED.

LOC	DIST
ES	00

REVISIONS

P	LTR	DESCRIPTION	DATE	DWN	APVD
	-	SEE SHEET 1	-	-	-

PART NUMBER	ROWS	POWER P6	POWER P5	POWER P4	SIGNAL 8	7	6	5	4	3	2	1	POWER P3	POWER P2	POWER P1
6450870-8	D	RM	RM	RM	H	H	H	H	H	H	H	H	RM	RM	RM
	C				G	G	G	G	G	G	G	G			
	B				F	F	F	F	F	F	F	F			
	A				E	E	E	E	E	E	E	E			
3P + 32S + 3P															

HD

PART NUMBER	ROWS	POWER P6	POWER P5	POWER P4	SIGNAL 8	7	6	5	4	3	2	1	POWER P3	POWER P2	POWER P1
3-6450870-3	D	RN	RN	RN	L	L	L	L	L	L	L	L	RN	RN	RN
	C				K	K	K	K	K	K	K	K			
	B				J	J	J	J	J	J	J	J			
	A				I	I	I	I	I	I	I	I			
3P + 32S + 3P															

HD

J8

PART NUMBER	ROWS	POWER P4	POWER P3	SIGNAL 10	9	8	7	6	5	4	3	2	1	POWER P2	POWER P1
6450870-9	D	RM	RM	H	H	H	H	H	H	H	H	H	H	RM	RM
	C			G	G	G	G	G	G	G	G	G	G		
	B			F	F	F	F	F	F	F	F	F	F		
	A			E	E	E	E	E	E	E	E	E	E		
2P + 40S + 2P															

HD

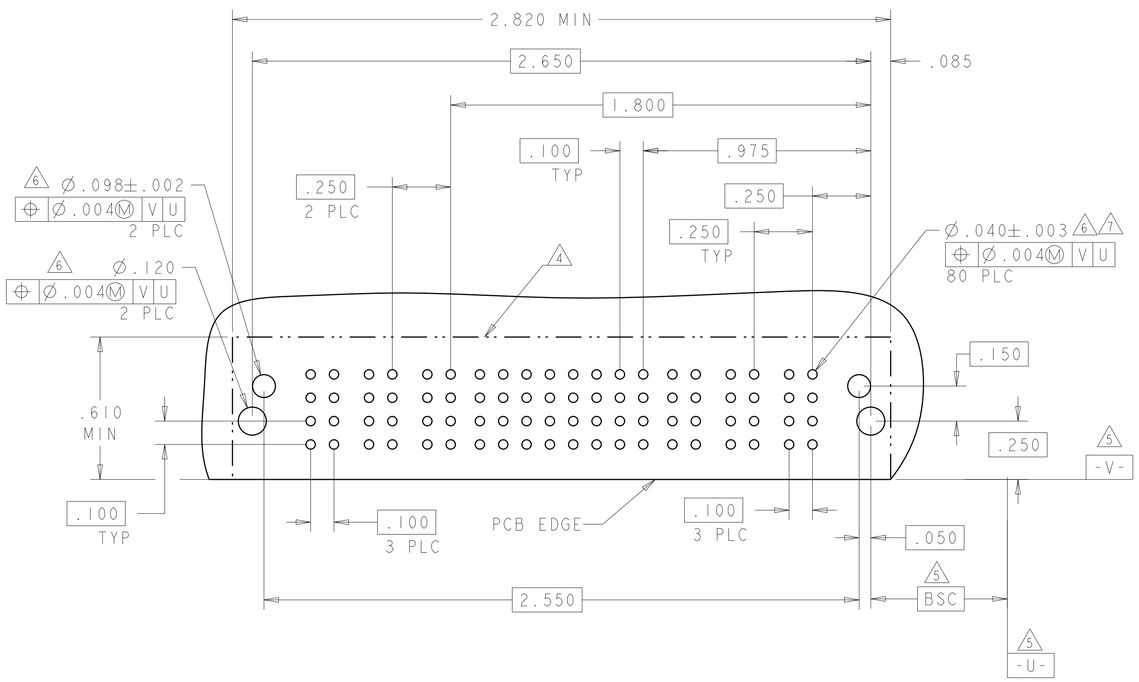

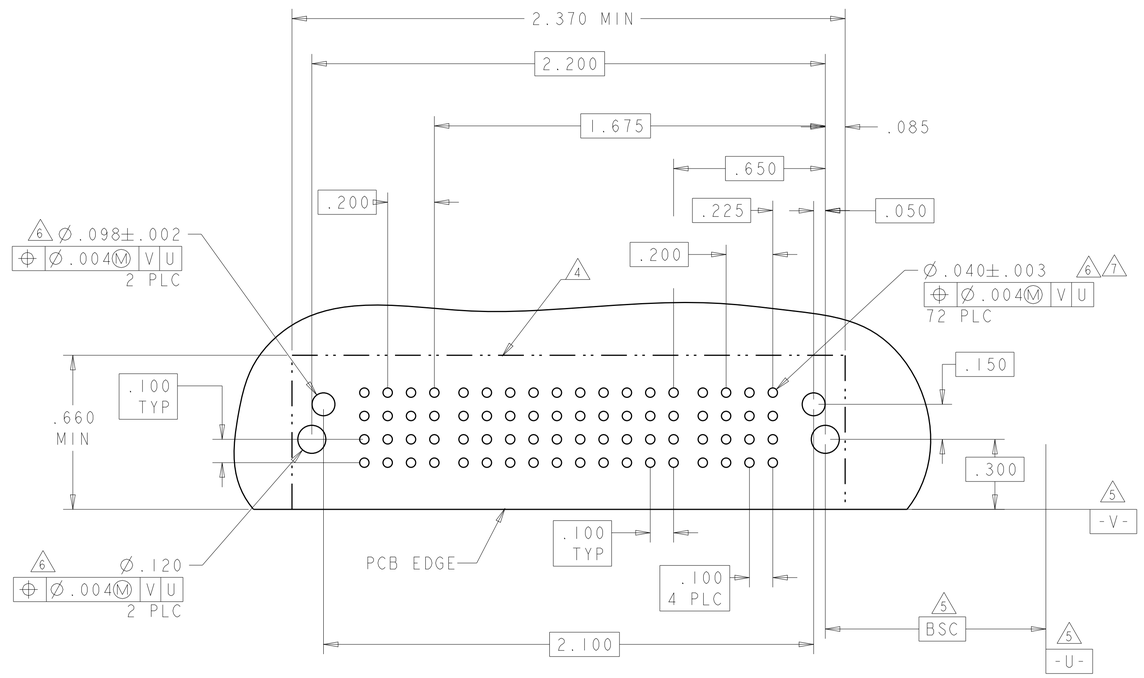

STANDARD SIGNAL CONTACT, .090 TAIL LENGTH, ROW D	L
STANDARD SIGNAL CONTACT, .090 TAIL LENGTH, ROW C	K
STANDARD SIGNAL CONTACT, .090 TAIL LENGTH, ROW B	J
STANDARD SIGNAL CONTACT, .090 TAIL LENGTH, ROW A	I
STD POWER CONTACT, .090 TAIL LENGTH	RN
DESCRIPTION	IDENTIFIER

THIS DRAWING IS A CONTROLLED DOCUMENT.

DIMENSIONS: INCHES

TOLERANCES UNLESS OTHERWISE SPECIFIED:
0 PLC ±-
1 PLC ±.1
2 PLC ±.01
3 PLC ±.005
4 PLC ±.0020
ANGLES ±2°

MATERIAL - -
FINISH - -

DWN C. ZHOU 11OCT2007
CHK S. ZHAO 11OCT2007
APVD S. ZHAO -
PRODUCT SPEC 108-2292
APPLICATION SPEC 114-13251
WEIGHT -

TE Connectivity

NAME RIGHT ANGLE RECEPTACLE SHORT END MODULE MUTLI-BEAM XLE

SIZE A1 | CAGE CODE 00779 | DRAWING NO C-6450870 | RESTRICTED TO -

Customer Drawing | SCALE 4:1 | SHEET 6 OF 20 | REV K2

4805 (3/11)

THIS DRAWING IS UNPUBLISHED. RELEASED FOR PUBLICATION 20
© COPYRIGHT 20 - ALL RIGHTS RESERVED.

LOC	DIST
ES	00

REVISIONS

P	LTR	DESCRIPTION	DATE	DWN	APVD
	-	SEE SHEET 1	-	-	-

PART NUMBER	ROWS		POWER		SIGNAL				POWER		
			P4	P3	4	3	2	1	P2	P1	
1-6450870-0	D		RM	RM	H	H	H	H	RM	RM	
	C				G	G	G	G			
	B				F	F	F	F			
	A	HD			E	E	E	E			HD
2P + 16S + 2P											

PART NUMBER	ROWS		POWER		SIGNAL					POWER		
			P4	P3	5	4	3	2	1	P2	P1	
1-6450870-1	D		RM	RM	H	H	H	H	H	RM	RM	
	C				G	G	G	G	G			
	B				F	F	F	F	F			
	A	HD			E	E	E	E	E			HD
2P + 20S + 2P												

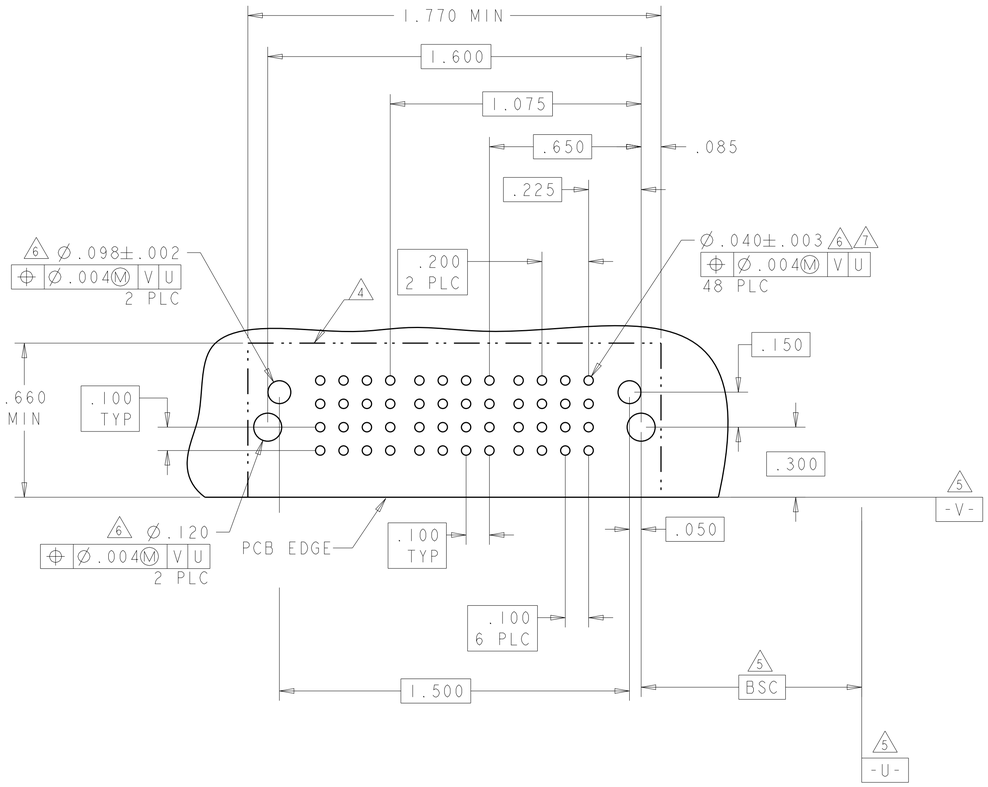

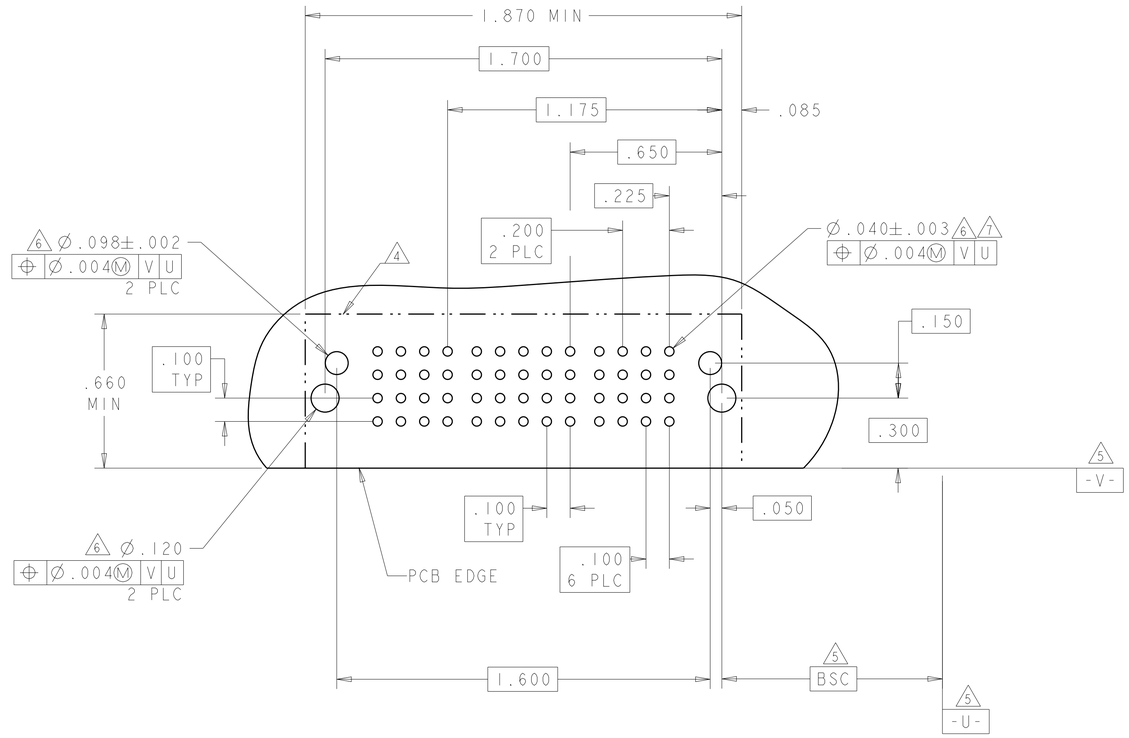

THIS DRAWING IS A CONTROLLED DOCUMENT.

DIMENSIONS: INCHES

TOLERANCES UNLESS OTHERWISE SPECIFIED:
0 PLC ±-
1 PLC ±.1
2 PLC ±.01
3 PLC ±.005
4 PLC ±.0020
ANGLES ±2°

MATERIAL - -
FINISH - -

DWN C.ZHOU 11OCT2007
CHK S.ZHAO 11OCT2007
APVD S.ZHAO -
PRODUCT SPEC 108-2292
APPLICATION SPEC 114-13251
WEIGHT -

TE Connectivity

NAME RIGHT ANGLE RECEPTACLE SHORT END MODULE MUTLI-BEAM XLE

SIZE	CAGE CODE	DRAWING NO	RESTRICTED TO
A1	00779	C-6450870	-

Customer Drawing

SCALE 4:1 SHEET 7 OF 20 REV K2

4805 (3/11)

THIS DRAWING IS UNPUBLISHED. RELEASED FOR PUBLICATION 20
© COPYRIGHT 20 - ALL RIGHTS RESERVED.

LOC	DIST
ES	00

REVISIONS

P	LTR	DESCRIPTION	DATE	DWN	APVD
	-	SEE SHEET 1	-	-	-

PART NUMBER	ROWS	POWER				SIGNAL						POWER		
		P7	P6	P5	P4	6	5	4	3	2	1	P3	P2	P1
1-6450870-2	D C B A	LM	LM	LM	LM	H G F E	H G F E	H G F E	H G F E	H G F E	H G F E	RM	RM	RM
3ACP + 24S + 4LP														

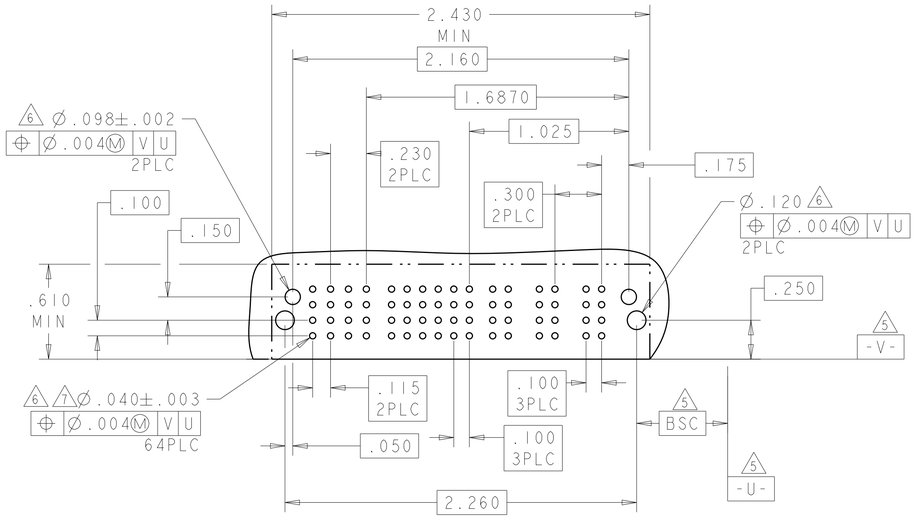

PART NUMBER	ROWS	POWER				SIGNAL				POWER							
		P12	P11	P10	P9	4	3	2	1	P8	P7	P6	P5	P4	P3	P2	P1
1-6450870-3	D C B A	RM	RM	RM	RA	H G F E	H G F E		H G F E	RA	RA	RA	RA	RM	RM	RM	RM
8ACP + 16S + 4ACP																	

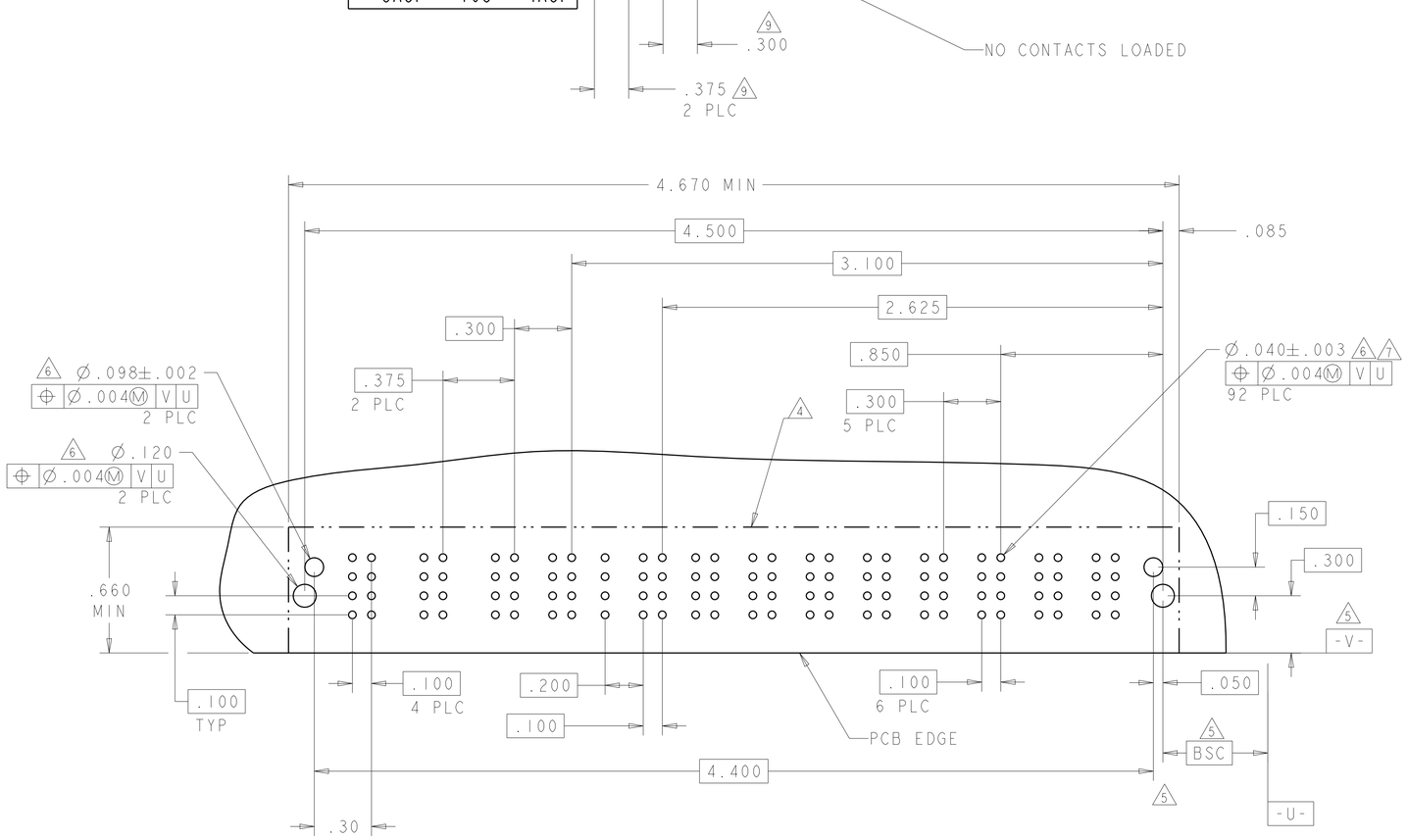

THIS DRAWING IS A CONTROLLED DOCUMENT.

DIMENSIONS: INCHES

TOLERANCES UNLESS OTHERWISE SPECIFIED:
0 PLC ±-
1 PLC ±.1
2 PLC ±.01
3 PLC ±.005
4 PLC ±.0020
ANGLES ±2°

MATERIAL - -
FINISH - -

DWN C.ZHOU 11OCT2007
CHK S.ZHAO 11OCT2007
APVD S.ZHAO -
PRODUCT SPEC 108-2292
APPLICATION SPEC 114-13251
WEIGHT -

TE Connectivity

NAME RIGHT ANGLE RECEPTACLE SHORT END MODULE MUTLI-BEAM XLE

SIZE	CAGE CODE	DRAWING NO	RESTRICTED TO
A1	00779	C-6450870	-

Customer Drawing | SCALE 4:1 | SHEET 8 OF 20 | REV K2

THIS DRAWING IS UNPUBLISHED. RELEASED FOR PUBLICATION 20
© COPYRIGHT 20 - ALL RIGHTS RESERVED.

LOC	DIST
ES	00

REVISIONS

P	LTR	DESCRIPTION	DATE	DWN	APVD
	-	SEE SHEET 1	-	-	-

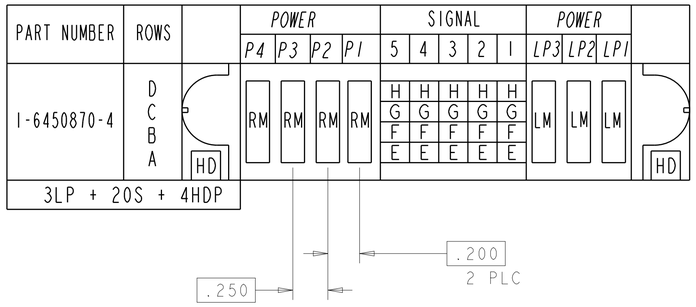

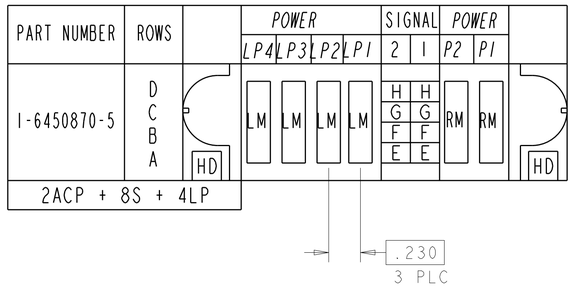

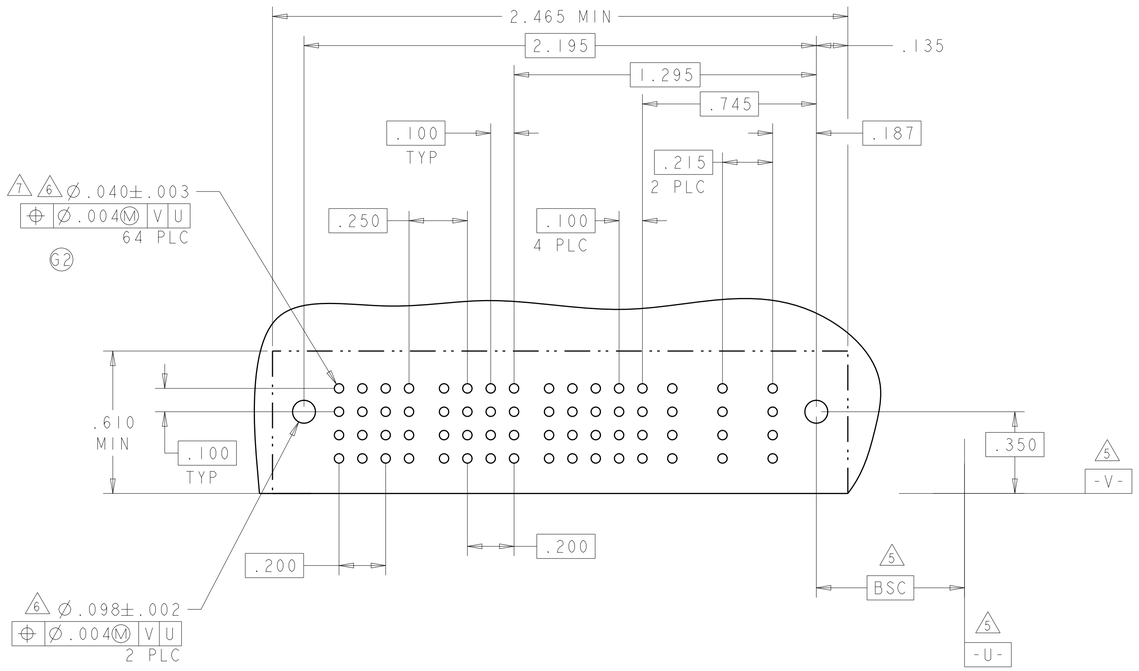

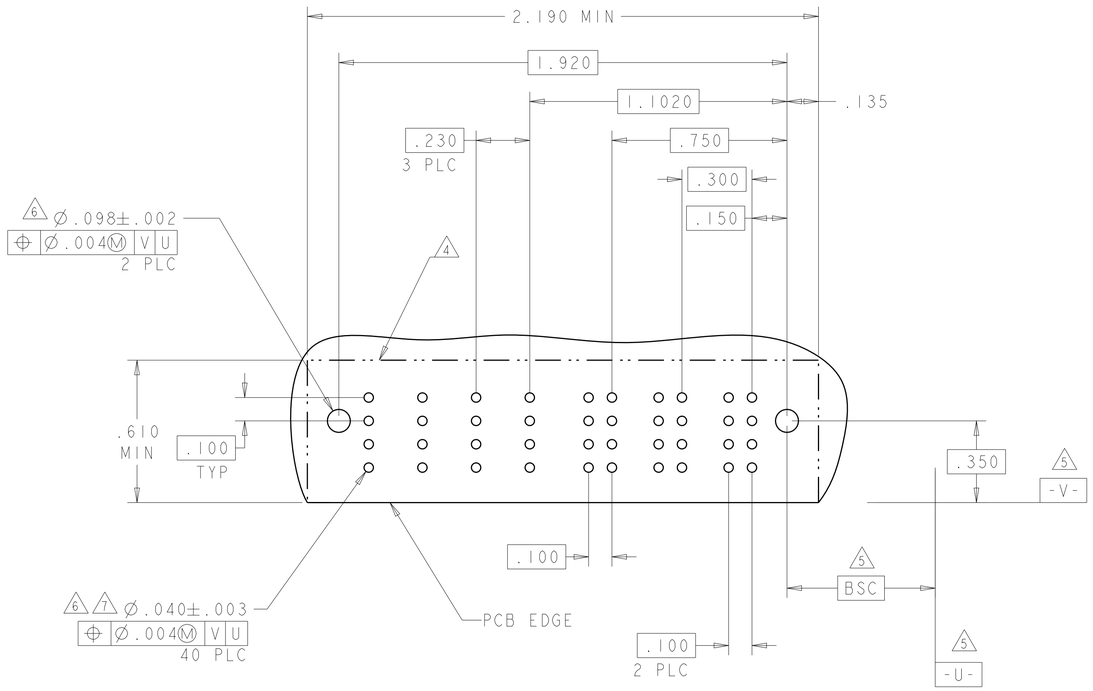

THIS DRAWING IS A CONTROLLED DOCUMENT.

DIMENSIONS: INCHES

TOLERANCES UNLESS OTHERWISE SPECIFIED:
0 PLC ±
1 PLC ±.1
2 PLC ±.01
3 PLC ±.005
4 PLC ±.0020
ANGLES ±2°

MATERIAL - -
FINISH - -

DWN C.ZHOU 11OCT2007
CHK S.ZHAO 11OCT2007
APVD S.ZHAO -
PRODUCT SPEC 108-2292
APPLICATION SPEC 114-13251
WEIGHT -

TE Connectivity

NAME RIGHT ANGLE RECEPTACLE SHORT END MODULE MUTLI-BEAM XLE

SIZE	CAGE CODE	DRAWING NO	RESTRICTED TO
A1	00779	C-6450870	-

Customer Drawing

SCALE	SHEET	OF	REV
4:1	9	20	K2

4805 (3/11)

THIS DRAWING IS UNPUBLISHED. RELEASED FOR PUBLICATION 20
© COPYRIGHT 20 - ALL RIGHTS RESERVED.

LOC	DIST
ES	00

REVISIONS

P	LTR	DESCRIPTION	DATE	DWN	APVD
	-	SEE SHEET 1	-	-	-

PART NUMBER	ROWS		POWER				SIGNAL			POWER					
			P9	P8	P7	P6	3	2	1	P5	P4	P3	P2	P1	
1-6450870-6	D C B A	HD	RA	RA	RA	RA	H G F E	H G F E	H G F E	RA	RA	RA	RA	RA	HD
5ACP + 12S + 4ACP															

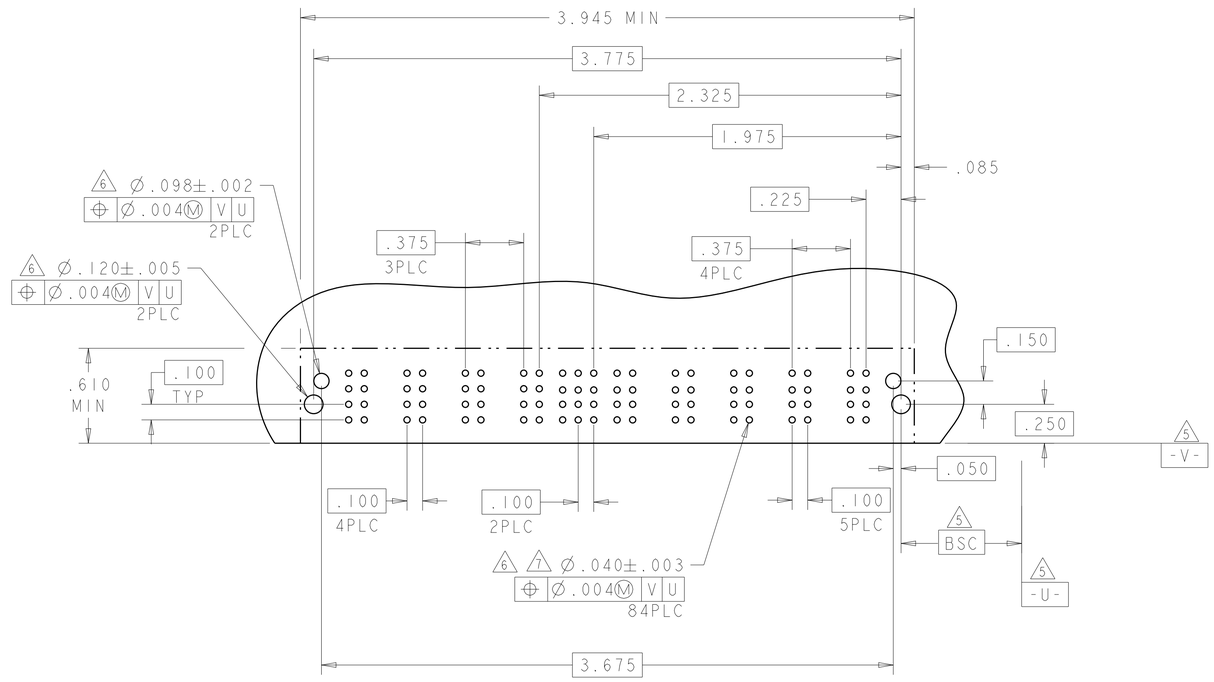

THIS DRAWING IS A CONTROLLED DOCUMENT.

DIMENSIONS: INCHES

TOLERANCES UNLESS OTHERWISE SPECIFIED:
0 PLC ±-
1 PLC ± .1
2 PLC ± .01
3 PLC ± .005
4 PLC ± .0020
ANGLES ±2°

MATERIAL - -

FINISH - -

DWN C.ZHOU 11OCT2007
CHK S.ZHAO 11OCT2007
APVD S.ZHAO -
PRODUCT SPEC 108-2292
APPLICATION SPEC 114-13251
WEIGHT -

TE Connectivity

NAME RIGHT ANGLE RECEPTACLE SHORT END MODULE MUTLI-BEAM XLE

SIZE	CAGE CODE	DRAWING NO	RESTRICTED TO
A1	00779	C-6450870	-

Customer Drawing

SCALE	SHEET	OF	REV
4:1	10	20	K2

4805 (3/11)

THIS DRAWING IS UNPUBLISHED. RELEASED FOR PUBLICATION 20
© COPYRIGHT 20 - ALL RIGHTS RESERVED.

LOC	DIST
ES	00

REVISIONS

P	LTR	DESCRIPTION	DATE	DWN	APVD
	-	SEE SHEET 1	-	-	-

G7

PART NUMBER	ROWS		POWER																SIGNAL			POWER				
			P20	P19	P18	P17	P16	P15	P14	P13	P12	P11	P10	P9	P8	P7	P6	P5	3	2	1	P4	P3	P2	P1	
1-6450870-8	D		RM	RM	RM	RM	RM	RM	RM	RM	RM	RM	RM	RM	RM	RM	RM	RM	H	H	H	RM	RM	RM	RM	
	C																		G	G	G					
	B																		F	F	F					
	A	HD																	E	E	E					HD
4P + 12S + 16P																										

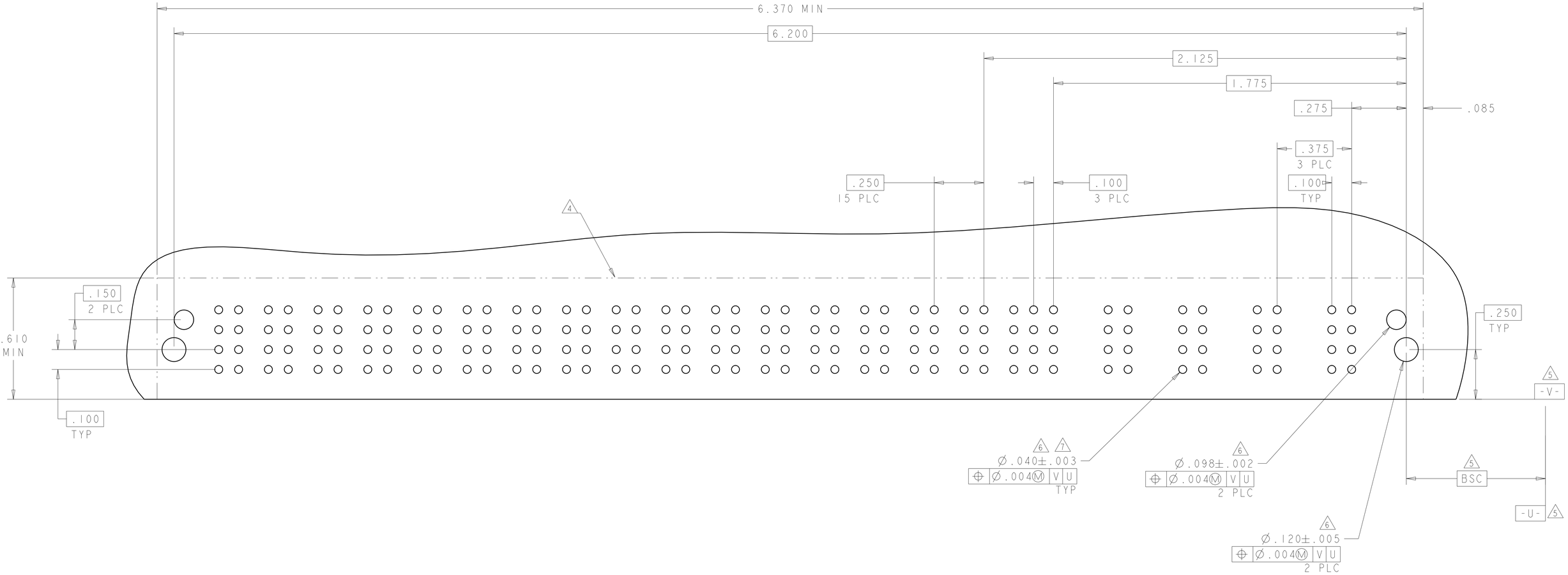

THIS DRAWING IS A CONTROLLED DOCUMENT.

DIMENSIONS: INCHES

TOLERANCES UNLESS OTHERWISE SPECIFIED:
0 PLC ±-
1 PLC ±.1
2 PLC ±.01
3 PLC ±.005
4 PLC ±.0020
ANGLES ±2°

MATERIAL - -
FINISH - -

DWN C. ZHOU 11OCT2007
CHK S. ZHAO 11OCT2007
APVD S. ZHAO -
PRODUCT SPEC 108-2292
APPLICATION SPEC 114-13251
WEIGHT -

TE Connectivity

NAME RIGHT ANGLE RECEPTACLE SHORT END MODULE MUTLI-BEAM XLE

SIZE	CAGE CODE	DRAWING NO	RESTRICTED TO
A1	00779	C-6450870	-

Customer Drawing

SCALE	SHEET	OF	REV
4:1	11	20	K2

4805 (3/11)

THIS DRAWING IS UNPUBLISHED. RELEASED FOR PUBLICATION 20
© COPYRIGHT 20 - ALL RIGHTS RESERVED.

LOC	DIST
ES	00

REVISIONS

P	LTR	DESCRIPTION	DATE	DWN	APVD
	-	SEE SHEET 1	-	-	-

G8

PART NUMBER	ROWS		POWER P6	POWER P5	POWER P4	SIGNAL 6	SIGNAL 5	SIGNAL 4	SIGNAL 3	SIGNAL 2	SIGNAL 1	POWER P3	POWER P2	POWER P1	
1-6450870-9	D		RM	RM	RA		H	H	H			RM		RM	
	C						G	G	G						
	B						F	F	F						
	A	HD					E	E	E						HD
3P + 24S + 3P															

NO CONTACT LOADED

G9

PART NUMBER	ROWS		POWER P6	POWER P5	POWER P4	SIGNAL 6	SIGNAL 5	SIGNAL 4	SIGNAL 3	SIGNAL 2	SIGNAL 1	POWER P3	POWER P2	POWER P1	
2-6450870-0	D		RM	RM	RA		H	H				RM		RM	
	C						G	G							
	B						F	F							
	A	HD					E	E							HD
3P + 24S + 3P															

NO CONTACT LOADED

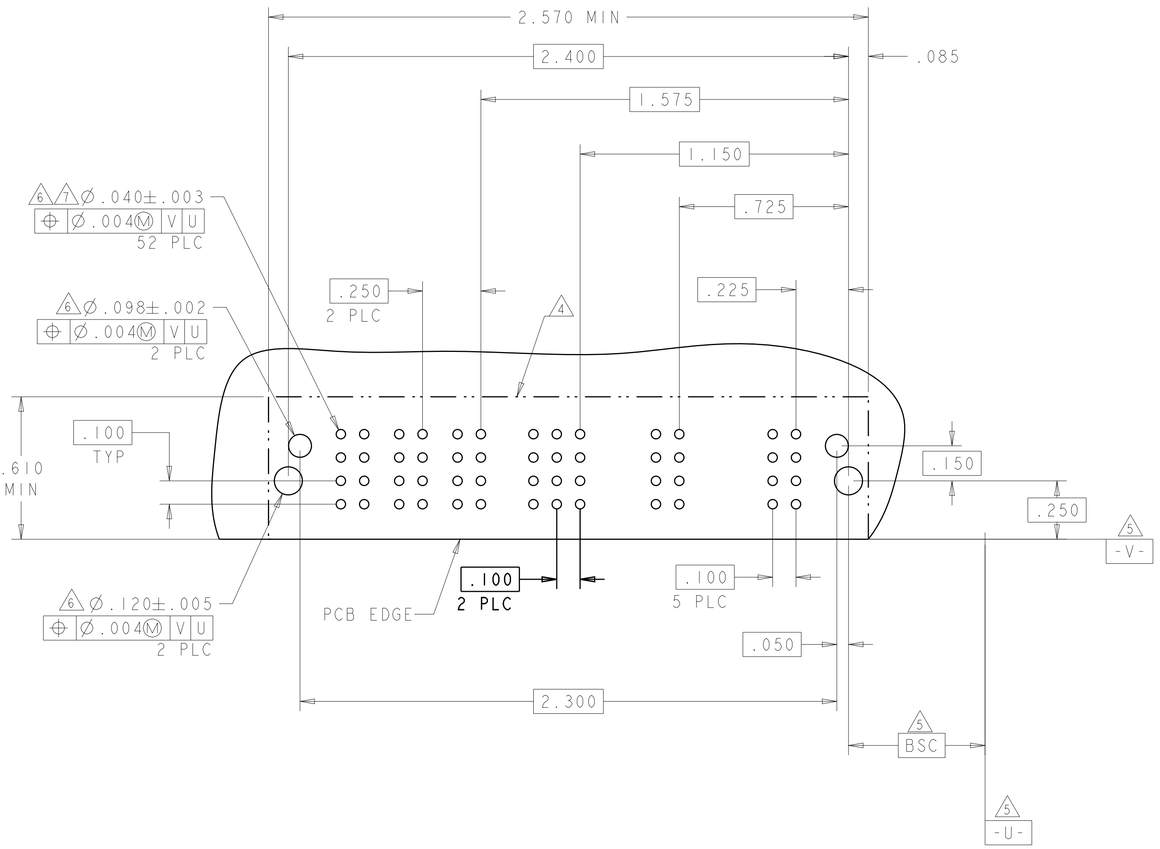

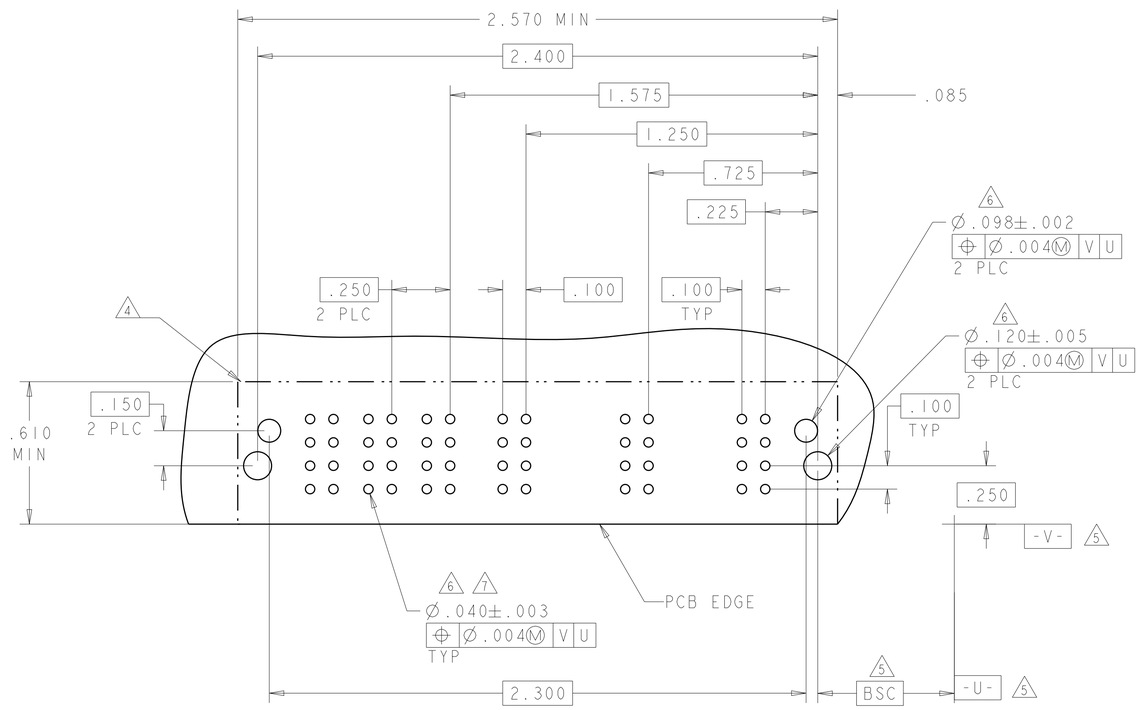

THIS DRAWING IS A CONTROLLED DOCUMENT.

DIMENSIONS: INCHES

TOLERANCES UNLESS OTHERWISE SPECIFIED:
0 PLC ±-
1 PLC ±.1
2 PLC ±.01
3 PLC ±.005
4 PLC ±.0020
ANGLES ±2°

MATERIAL - - -
FINISH - - -

DWN C. ZHOU 11OCT2007
CHK S. ZHAO 11OCT2007
APVD S. ZHAO -
PRODUCT SPEC 108-2292
APPLICATION SPEC 114-13251
WEIGHT -

TE Connectivity

NAME RIGHT ANGLE RECEPTACLE SHORT END MODULE MUTLI-BEAM XLE

SIZE	CAGE CODE	DRAWING NO	RESTRICTED TO
A1	00779	C-6450870	-

Customer Drawing

SCALE 4:1 SHEET 12 OF 20 REV K2

THIS DRAWING IS UNPUBLISHED. RELEASED FOR PUBLICATION 20
© COPYRIGHT 20 - ALL RIGHTS RESERVED.

LOC	DIST
ES	00

REVISIONS

P	LTR	DESCRIPTION	DATE	DWN	APVD
	-	SEE SHEET 1	-	-	-

G9

PART NUMBER	ROWS		POWER			SIGNAL						POWER								
			P3	P2	P1	6	5	4	3	2	1	LP8	LP7	LP6	LP5	LP4	LP3	LP2	LP1	
2-6450870-1	D C B A	HD	RM	RM	RM	H G F E	H G F E	H G F E	H G F E	H G F E	H G F E		LM		LM		LM		LM	HD
8LP + 24S + 3P																				

NO CONTACT LOADED

H1

PART NUMBER	ROWS		POWER		SIGNAL				POWER		
			P4	P3	4	3	2	1	P2	P1	
2-6450870-2	D C B A	HD	RM	RM	H G F E	H G F E	H G F E	H G F E	RM	RM	HD
2P + 16S + 2P											

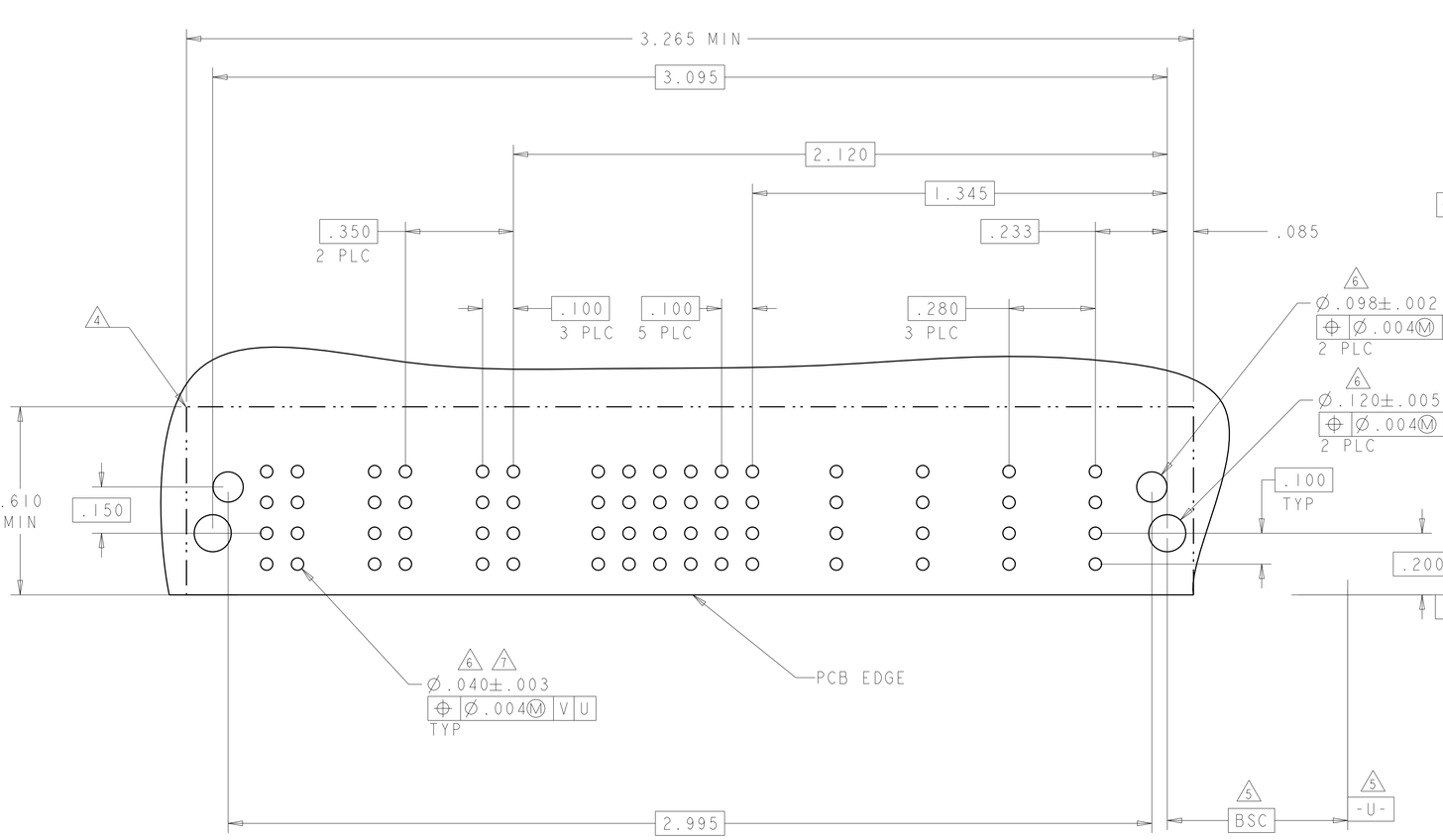

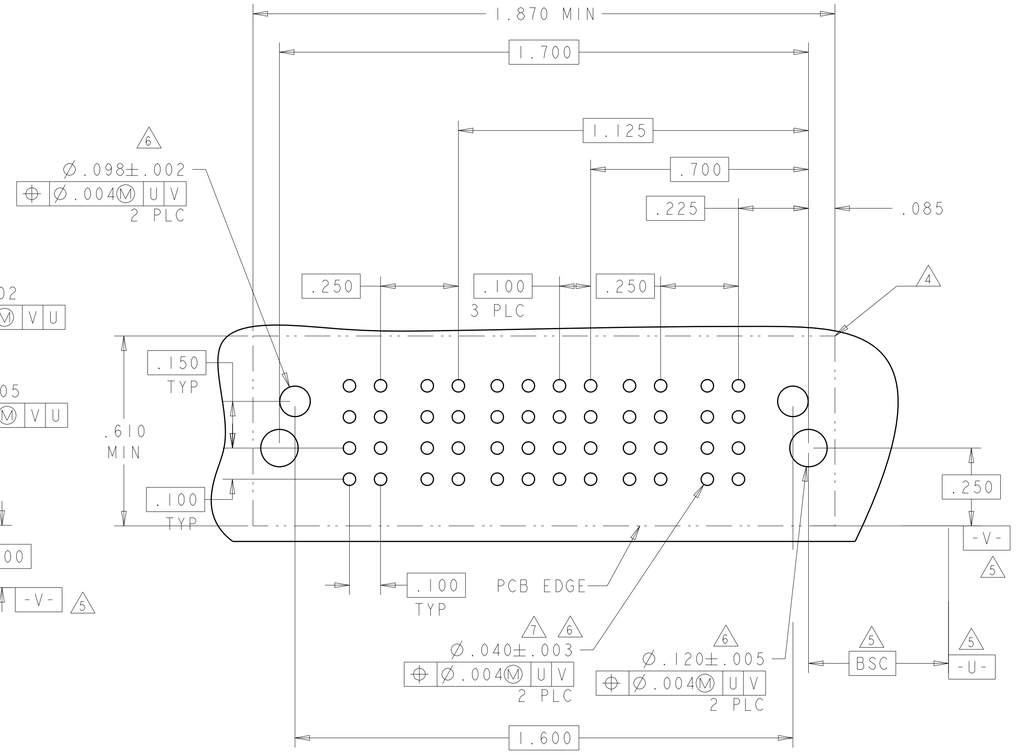

THIS DRAWING IS A CONTROLLED DOCUMENT.

DIMENSIONS: INCHES

TOLERANCES UNLESS OTHERWISE SPECIFIED:
0 PLC ±-
1 PLC ±.1
2 PLC ±.01
3 PLC ±.005
4 PLC ±.0020
ANGLES ±2°

MATERIAL - -
FINISH - -

DWN C.ZHOU 11OCT2007
CHK S.ZHAO 11OCT2007
APVD S.ZHAO -
PRODUCT SPEC 108-2292
APPLICATION SPEC 114-13251
WEIGHT -

TE Connectivity

NAME RIGHT ANGLE RECEPTACLE SHORT END MODULE MUTLI-BEAM XLE

SIZE	CAGE CODE	DRAWING NO	RESTRICTED TO
A1	00779	C-6450870	-

Customer Drawing

SCALE 4:1 SHEET 13 OF 20 REV K2

4805 (3/11)

THIS DRAWING IS UNPUBLISHED. RELEASED FOR PUBLICATION 20
© COPYRIGHT 20 - ALL RIGHTS RESERVED.

LOC	DIST
ES	00

REVISIONS

P	LTR	DESCRIPTION	DATE	DWN	APVD
	-	SEE SHEET 1	-	-	-

H4

PART NUMBER	ROWS	LOW POWER LP2	SIGNAL 8	7	6	5	4	3	2	1	LOW POWER LP1
2-6450870-3	D	LM		H		H		H		H	LM
	C		G		G		G		G		
	B			F		F		F		F	
	A		E		E		E		E		

1LP + 32S + 1LP

NO CONTACTS LOADED

PART NUMBER	ROWS	POWER P5	POWER P4	SIGNAL 2	SIGNAL 1	POWER P3	POWER P2	POWER P1
2-6450870-4	D	RM	RM	H	H	RA	RM	RM
	C			G	G			
	B			F	F			
	A HD			E	E			HD

3ACP + 8S + 2P

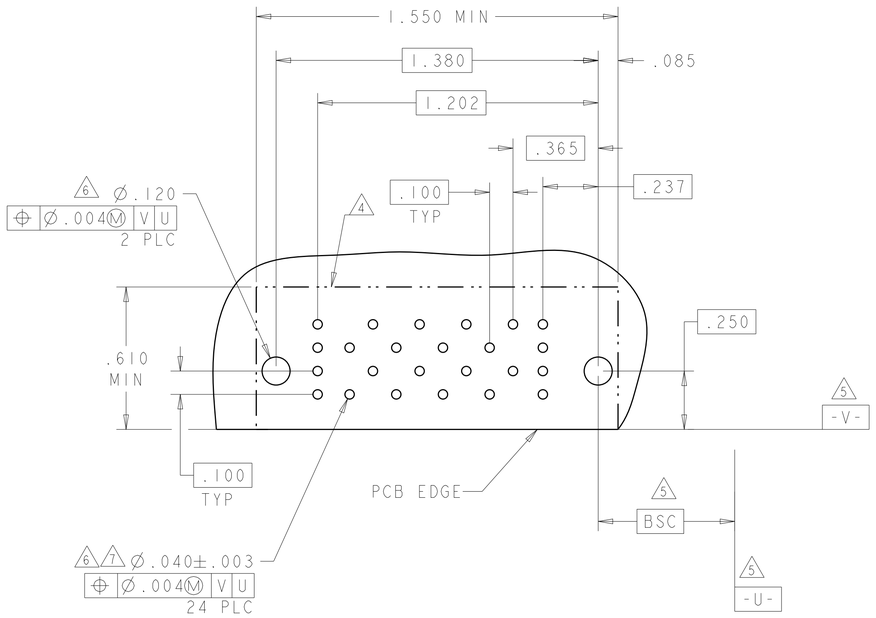

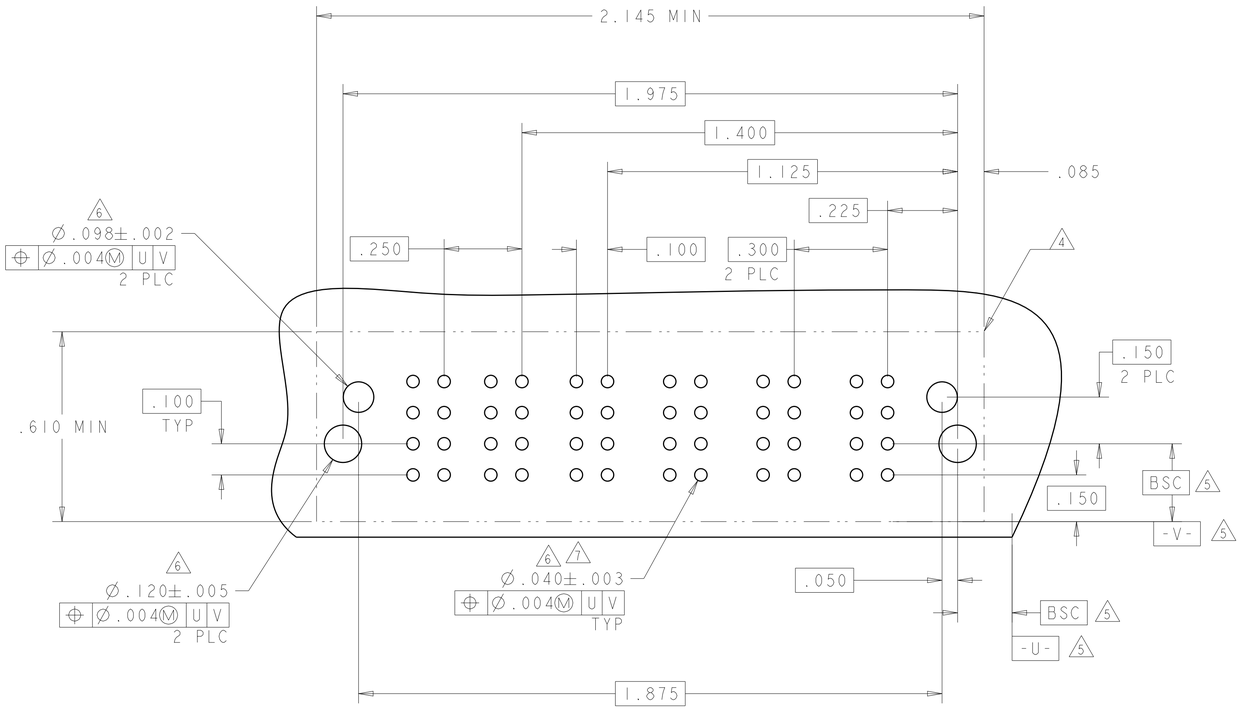

THIS DRAWING IS A CONTROLLED DOCUMENT.

DIMENSIONS: INCHES

TOLERANCES UNLESS OTHERWISE SPECIFIED:
0 PLC ±-
1 PLC ±.1
2 PLC ±.01
3 PLC ±.005
4 PLC ±.0020
ANGLES ±2°

MATERIAL - -
FINISH - -

DWN C.ZHOU 11OCT2007
CHK S.ZHAO 11OCT2007
APVD S.ZHAO -
PRODUCT SPEC 108-2292
APPLICATION SPEC 114-13251
WEIGHT -

TE Connectivity

NAME RIGHT ANGLE RECEPTACLE SHORT END MODULE MUTLI-BEAM XLE

SIZE	CAGE CODE	DRAWING NO	RESTRICTED TO
A1	00779	C-6450870	-

Customer Drawing

SCALE	SHEET	OF	REV
4:1	14	20	K2

4805 (3/11)

THIS DRAWING IS UNPUBLISHED. RELEASED FOR PUBLICATION 20
© COPYRIGHT 20 - ALL RIGHTS RESERVED.

LOC	DIST
ES	00

REVISIONS

P	LTR	DESCRIPTION	DATE	DWN	APVD
	-	SEE SHEET 1	-	-	-

PART NUMBER	ROWS	POWER					SIGNAL												POWER				
		P10	P9	P8	P7	P6	12	11	10	9	8	7	6	5	4	3	2	1	P5	P4	P3	P2	P1
2-6450870-5	D C B A	RM	RM	RM	RM	RM	H G F E	H G F E	H G F E	H G F E	H G F E	H G F E	H G F E	H G F E	H G F E	H G F E	H G F E	H G F E	RM	RM	RM	RM	RM
5P + 48S + 5P		HD																					HD

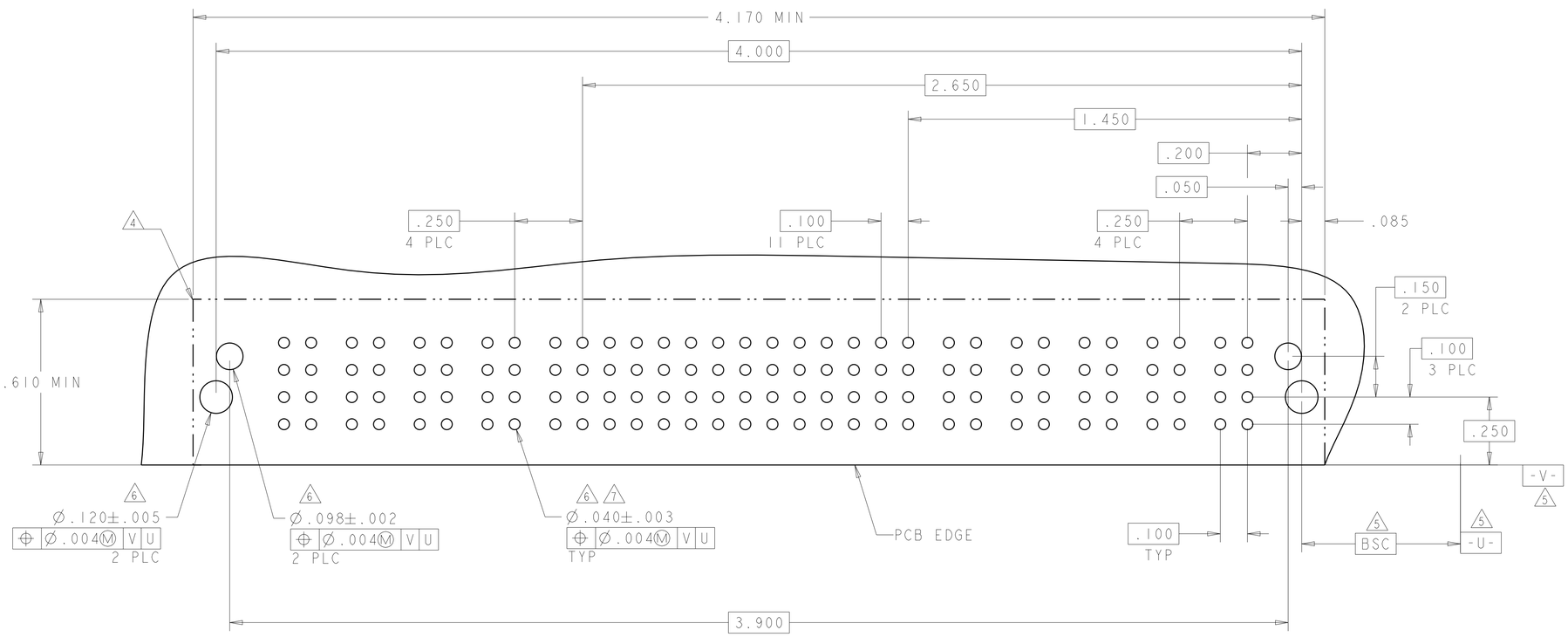

THIS DRAWING IS A CONTROLLED DOCUMENT.

DIMENSIONS: INCHES

TOLERANCES UNLESS OTHERWISE SPECIFIED:
0 PLC ±-
1 PLC ±.1
2 PLC ±.01
3 PLC ±.005
4 PLC ±.0020
ANGLES ±2°

MATERIAL - -
FINISH - -

DWN C.ZHOU 11OCT2007
CHK S.ZHAO 11OCT2007
APVD S.ZHAO -
PRODUCT SPEC 108-2292
APPLICATION SPEC 114-13251
WEIGHT -

TE Connectivity

NAME RIGHT ANGLE RECEPTACLE SHORT END MODULE MUTLI-BEAM XLE

SIZE	CAGE CODE	DRAWING NO	RESTRICTED TO
A1	00779	C-6450870	-

Customer Drawing SCALE 4:1 SHEET 15 OF 20 REV K2

4805 (3/11)

THIS DRAWING IS UNPUBLISHED. RELEASED FOR PUBLICATION 20
© COPYRIGHT 20 - ALL RIGHTS RESERVED.

LOC	DIST
ES	00

REVISIONS

P	LTR	DESCRIPTION	DATE	DWN	APVD
	-	SEE SHEET 1	-	-	-

PART NUMBER	ROWS		POWER				SIGNAL				POWER			
			P7	P6	P5	P4	4	3	2	1	P3	P2	P1	
2-6450870-6	D		RM	RM	RM	RM	H	H	H	H	RM	RM	RM	
	C						G	G	G	G				
	B						F	F	F	F				
	A	HD					E	E	E	E				HD
3ACP + 16S + 4P														

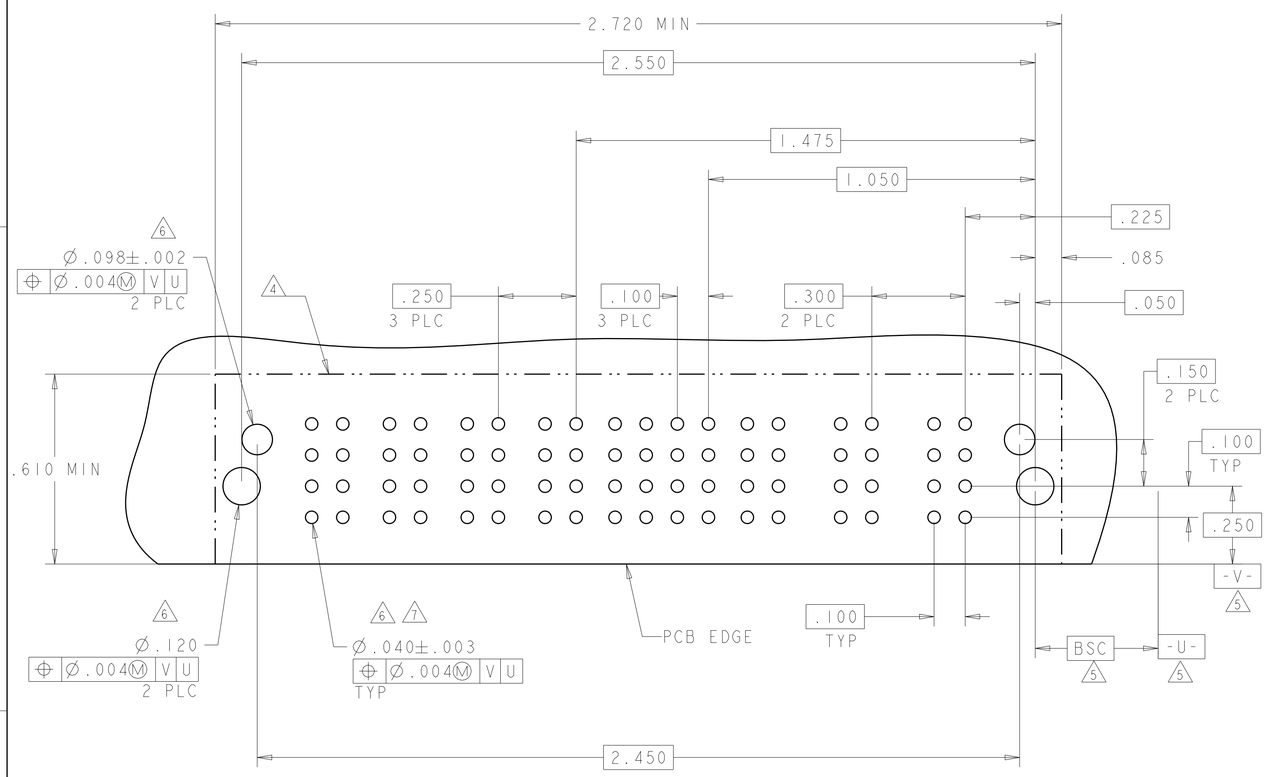

THIS DRAWING IS A CONTROLLED DOCUMENT.

DIMENSIONS: INCHES

TOLERANCES UNLESS OTHERWISE SPECIFIED:
0 PLC ±-
1 PLC ±.1
2 PLC ±.01
3 PLC ±.005
4 PLC ±.0020
ANGLES ±2°

MATERIAL - -
FINISH - -

DWN C.ZHOU 11OCT2007
CHK S.ZHAO 11OCT2007
APVD S.ZHAO -
PRODUCT SPEC 108-2292
APPLICATION SPEC 114-13251
WEIGHT -

TE Connectivity

NAME RIGHT ANGLE RECEPTACLE SHORT END MODULE MUTLI-BEAM XLE

SIZE	CAGE CODE	DRAWING NO	RESTRICTED TO
A1	00779	C-6450870	-

Customer Drawing | SCALE 4:1 | SHEET 16 OF 20 | REV K2

4805 (3/11)

THIS DRAWING IS UNPUBLISHED. RELEASED FOR PUBLICATION 20
© COPYRIGHT 20 - ALL RIGHTS RESERVED.

LOC	DIST
ES	00

REVISIONS

P	LTR	DESCRIPTION	DATE	DWN	APVD
	-	SEE SHEET 1	-	-	-

J

PART NUMBER	ROWS		POWER	SIGNAL						POWER							
			P8	6	5	4	3	2	1	P7	P6	P5	P4	P3	P2	P1	
2-6450870-8	D		RA	H	H	H	H	H	H	RM	RM	RM	RM	RM	RM	RA	
	C			G	G	G	G	G	G								
	B			F	F	F	F	F	F								
	A	HD		E	E	E	E	E	E								HD
7ACP + 24S + 1P																	

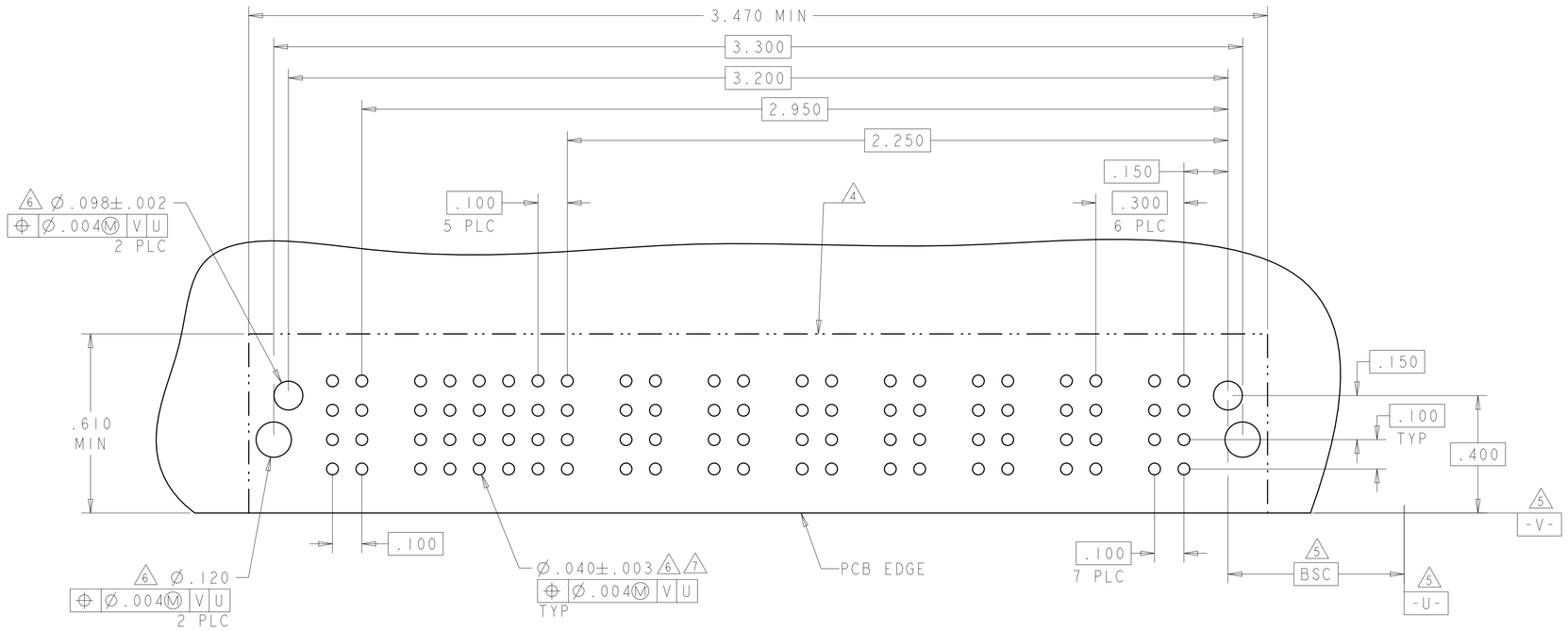

THIS DRAWING IS A CONTROLLED DOCUMENT.

DIMENSIONS: INCHES

TOLERANCES UNLESS OTHERWISE SPECIFIED:
0 PLC ±-
1 PLC ±.1
2 PLC ±.01
3 PLC ±.005
4 PLC ±.0020
ANGLES ±2°

MATERIAL - - -
FINISH - - -

DWN C. ZHOU 11OCT2007
CHK S. ZHAO 11OCT2007
APVD S. ZHAO -
PRODUCT SPEC 108-2292
APPLICATION SPEC 114-13251
WEIGHT -

TE Connectivity

NAME RIGHT ANGLE RECEPTACLE SHORT END MODULE MUTLI-BEAM XLE

SIZE	CAGE CODE	DRAWING NO	RESTRICTED TO
A1	00779	C-6450870	-

Customer Drawing | SCALE 4:1 | SHEET 17 OF 20 | REV K2

4805 (3/11)

THIS DRAWING IS UNPUBLISHED. RELEASED FOR PUBLICATION 20
© COPYRIGHT 20 - ALL RIGHTS RESERVED.

LOC	DIST
ES	00

REVISIONS

P	LTR	DESCRIPTION	DATE	DWN	APVD
	-	SEE SHEET 1	-	-	-

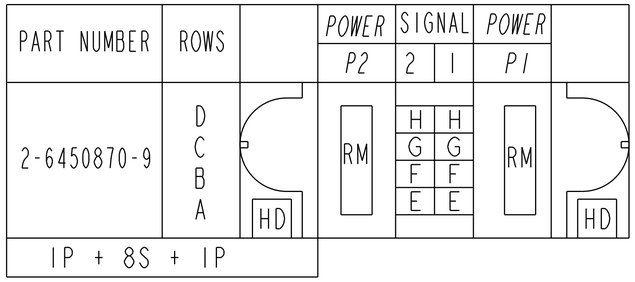

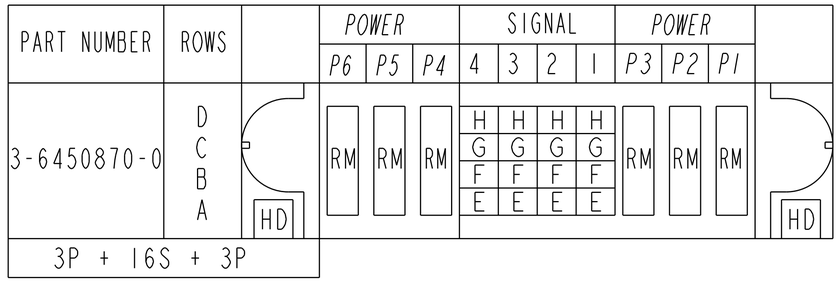

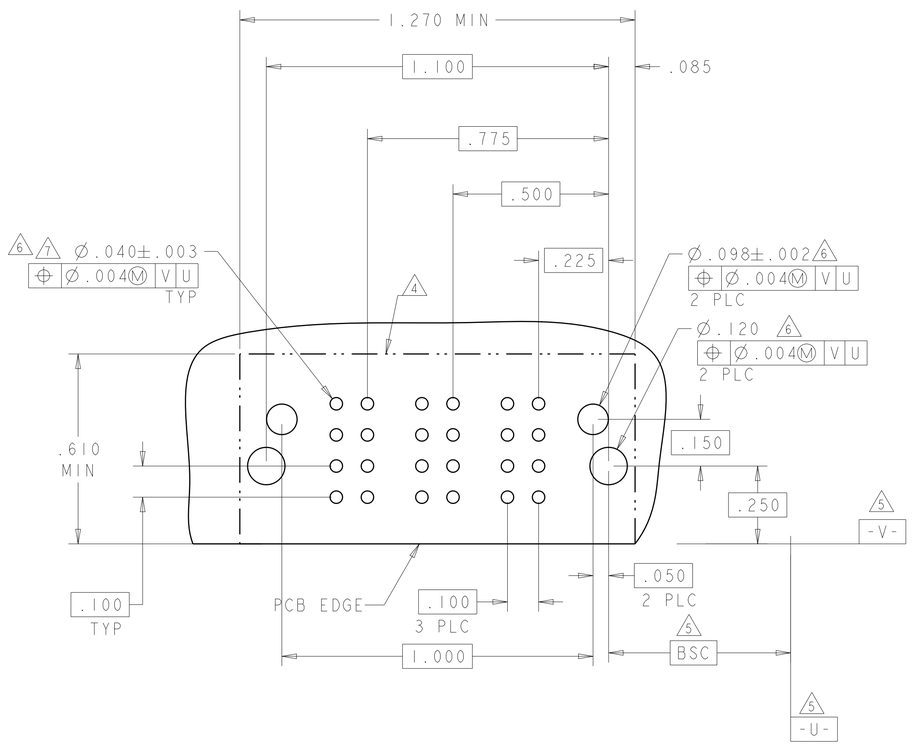

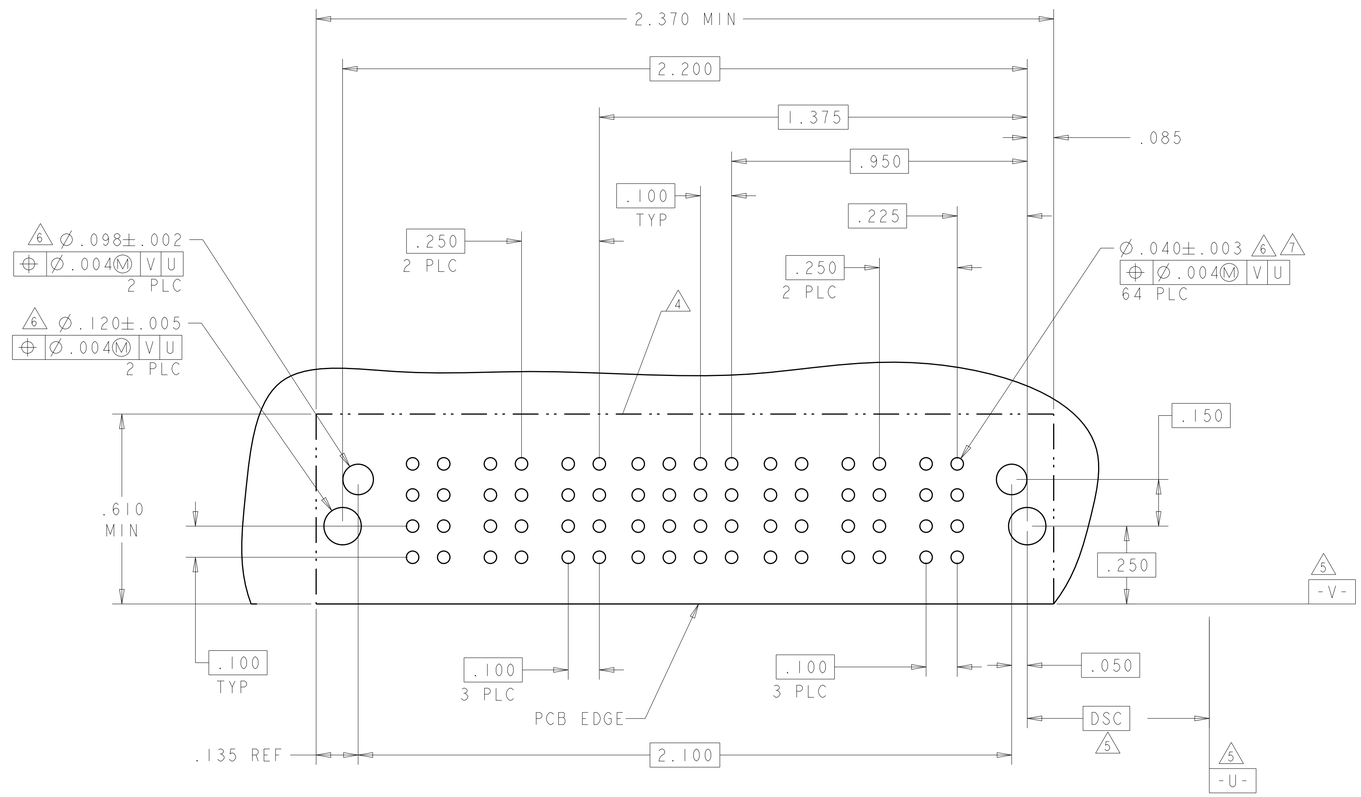

THIS DRAWING IS A CONTROLLED DOCUMENT.

DIMENSIONS: INCHES

TOLERANCES UNLESS OTHERWISE SPECIFIED:

0 PLC	± -
1 PLC	± .1
2 PLC	± .01
3 PLC	± .005
4 PLC	± .0020
ANGLES	±2°

MATERIAL - -

FINISH - -

DWN C. ZHOU 11OCT2007
CHK S. ZHAO 11OCT2007
APVD S. ZHAO -
PRODUCT SPEC 108-2292
APPLICATION SPEC 114-13251
WEIGHT -

TE Connectivity

NAME RIGHT ANGLE RECEPTACLE SHORT END MODULE MUTLI-BEAM XLE

SIZE	CAGE CODE	DRAWING NO	RESTRICTED TO
A1	00779	C-6450870	-

Customer Drawing

SCALE	SHEET	OF	REV
4:1	18	20	K2

THIS DRAWING IS UNPUBLISHED. RELEASED FOR PUBLICATION 20
© COPYRIGHT 20 - ALL RIGHTS RESERVED.

LOC	DIST
ES	00

REVISIONS

P	LTR	DESCRIPTION	DATE	DWN	APVD
	-	SEE SHEET 1	-	-	-

J9

PART NUMBER	ROWS		LOW POWER				SIGNAL			LOW POWER			
			LP7	LP6	LP5	LP4	3	2	1	LP3	LP2	LP1	
3-6450870-1	D		LM	LM	LM	LM	H	H	H	LM	LM	LM	
	C						G	G	G				
	B						F	F	F				
	A	HD					E	E	E				HD
3LP + 12S + 4LP													

PART NUMBER	ROWS		POWER	SIGNAL											POWER				
			P5	12	11	10	9	8	7	6	5	4	3	2	1	P4	P3	P2	P1
3-6450870-2	D		RM	H		H	H		H		H	H			H	RM	RM	RM	RM
	C			G		G		G		G		G	G	G	G				
	B			F		F	F		F		F		F		F				
	A			E		E		E		E	E	E	E	E	E				
4P + 48S + 1P																			

BLANK SIGNAL PINS ARE UNLOADED

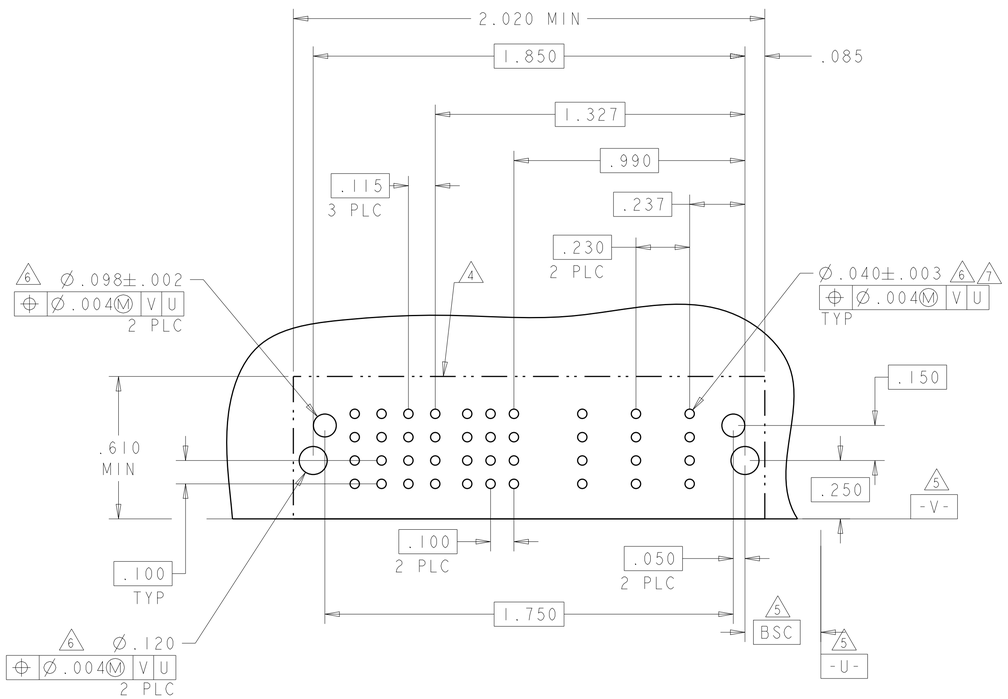

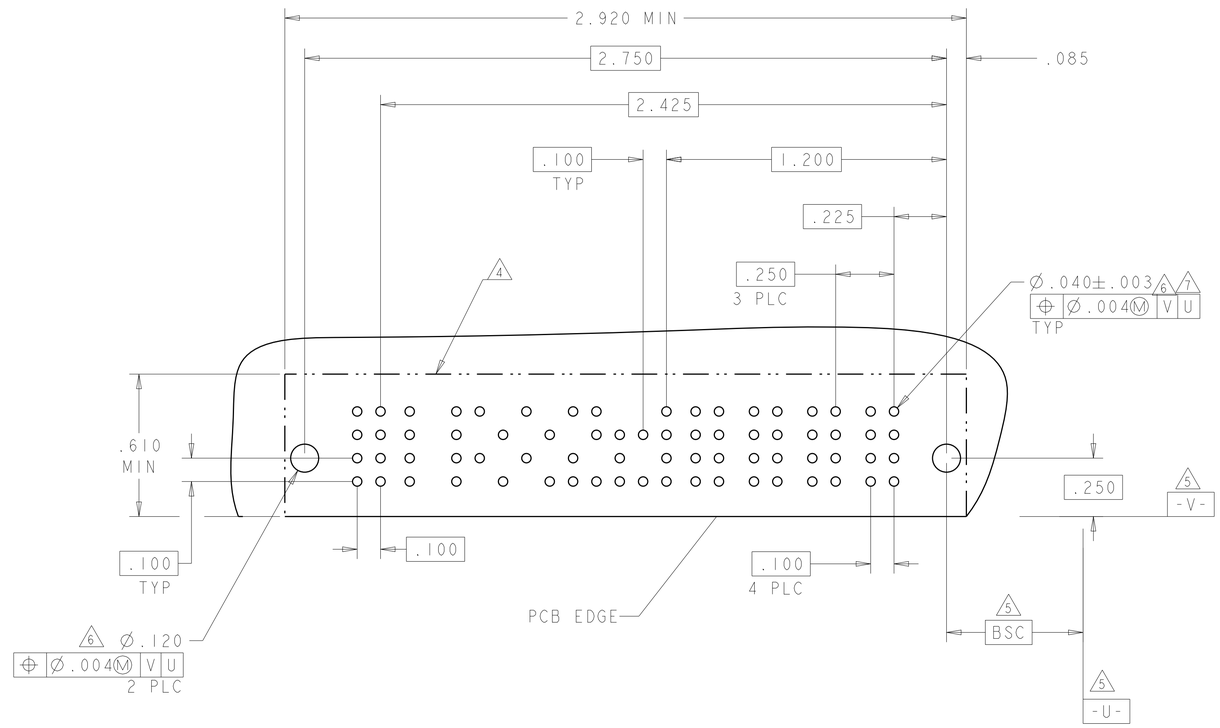

THIS DRAWING IS A CONTROLLED DOCUMENT.

DIMENSIONS: INCHES

TOLERANCES UNLESS OTHERWISE SPECIFIED:
0 PLC ±
1 PLC ±.1
2 PLC ±.01
3 PLC ±.005
4 PLC ±.0020
ANGLES ±2°

MATERIAL - -
FINISH - -

DWN C.ZHOU 11OCT2007
CHK S.ZHAO 11OCT2007
APVD S.ZHAO -
PRODUCT SPEC 108-2292
APPLICATION SPEC 114-13251
WEIGHT -

TE Connectivity

NAME
RIGHT ANGLE RECEPTACLE
SHORT END MODULE
MUTLI-BEAM XLE

SIZE	CAGE CODE	DRAWING NO	RESTRICTED TO
A1	00779	C-6450870	-

Customer Drawing

SCALE 4:1 SHEET 19 OF 20 REV K2

4805 (3/11)

THIS DRAWING IS UNPUBLISHED. RELEASED FOR PUBLICATION 20
© COPYRIGHT 20 - ALL RIGHTS RESERVED.

LOC	DIST
ES	00

REVISIONS

P	LTR	DESCRIPTION	DATE	DWN	APVD
	-	SEE SHEET 1	-	-	-

PART NUMBER	ROWS	LOW POWER LP2	SIGNAL 8	7	6	5	4	3	2	1	LOW POWER LP1
3-6450870-4	D	LM	H	H	H	H	H	H	H	H	LM
	C		G	G	G	G	G	G	G	G	
	B		F	F	F	F	F	F	F	F	
	A		E	E	E	E	E	E	E	E	
1LP + 32S + 1LP											

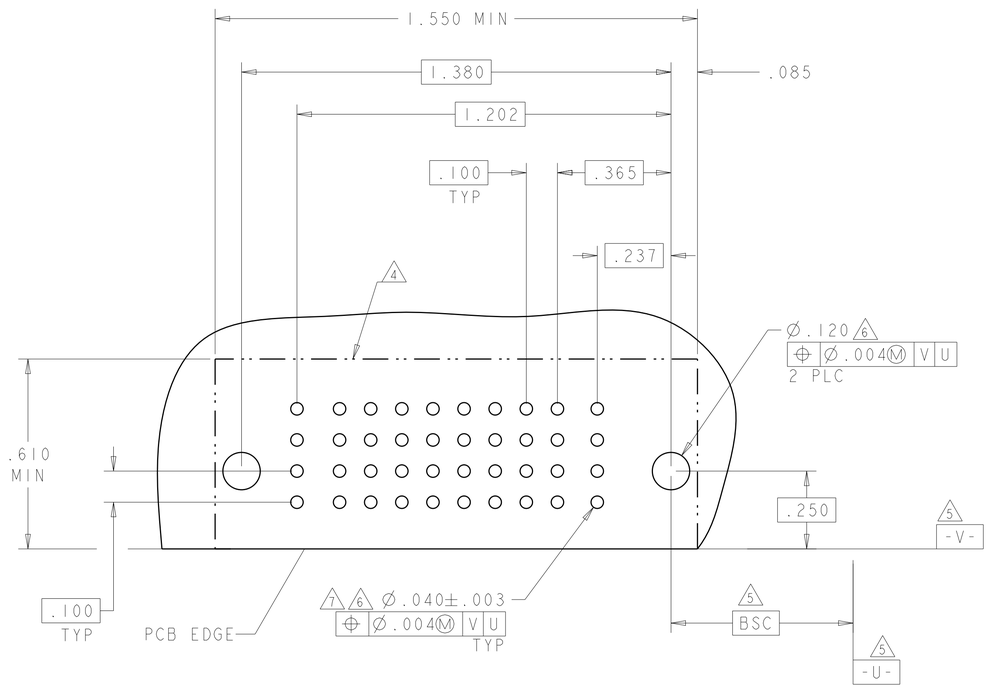

THIS DRAWING IS A CONTROLLED DOCUMENT.

DIMENSIONS: INCHES

TOLERANCES UNLESS OTHERWISE SPECIFIED:
0 PLC ±-
1 PLC ±.1
2 PLC ±.01
3 PLC ±.005
4 PLC ±.0020
ANGLES ±2°

MATERIAL - -
FINISH - -

DWN C.ZHOU 11OCT2007
CHK S.ZHAO 11OCT2007
APVD S.ZHAO -
PRODUCT SPEC 108-2292
APPLICATION SPEC 114-13251
WEIGHT -

TE Connectivity

NAME
RIGHT ANGLE RECEPTACLE
SHORT END MODULE
MUTLI-BEAM XLE

SIZE	CAGE CODE	DRAWING NO	RESTRICTED TO
A1	00779	C-6450870	-

Customer Drawing | SCALE 4:1 | SHEET 20 OF 20 | REV K2