

## CG Series Single Pole Power Rocker Switches

## Features/Benefits

- **Bevelled frame**
- **Illuminated versions available**
- **Easy panel mount installation**

## Typical Applications

- **Computers and peripherals**
- **Small appliances**
- **Instrument panels**
- **Industrial controls**
- **RoHS compliant**



## Specifications

CONTACT RATING:

UL/CSA: 16 AMPS @ 125 VAC, 10 AMPS @ 250 VAC.

VDE  $\mu$  T85: 10 AMPS @ 250 VAC, 6 AMPS @ 250 VAC.

**ELECTRICAL LIFE:** 10,000 make and break cycles at full load.

INSULATION RESISTANCE:  $10^8 \Omega \text{ min.}$

DIELECTRIC STRENGTH: 1,500 VRMS @ sea level.

OPERATING TEMPERATURE: -20°C to +85°C

## Materials

HOUSING AND ACTUATOR: 6/6 nylon (UL94V-2), black, matte finish.

ILLUMINATED ACTUATOR: Polycarbonate, matte finish.

CENTER CONTACTS: Silver plated, copper alloy.

END CONTACTS: Silver plated.

ALL TERMINALS: Silver plated, copper alloy.

**NOTE:** Specifications and materials listed above are for switches with standard options. For information on specific and custom switches, consult Customer Service Center.

## Build-A-Switch

To order, simply select desired option from each category and place in the appropriate box. Available options are shown and described on pages H-87 through H-89. For additional options not shown in catalog, consult Customer Service Center.

**Switch Function**

- CG101** SPDT On-None-On
- CG102** SPST On-None-Off
- CG103** SPDT On-Off-On
- CG105** SPDT Mom-Off-Mom
- CG12 \*** SPST On-None-Off

**Actuator**

- J1** Rocker
- J2 \*\*** Two-tone rocker
- J3** Illuminated rocker

**Actuator Color**

- 2** Black
- 1** White
- 3** Red
- R** Red, illuminated
- A** Amber, illuminated
- G** Green, illuminated

**Mounting Style/Color**

- S2** Snap-in, black
- S1** Snap-in, white

**Termination**

- 05** .250" quick connect
- 07** Solder lug

**Actuator Marking**

- (NONE)** No marking
- D** ON-OFF
- H** "O I" - international ON-OFF
- P** "O -" international ON-OFF

**Contact Rating**

- QF** Silver

**Lamp Rating**

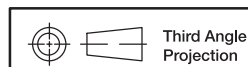
- (NONE)** No lamp
- 7** 125 VAC neon
- 8** 250 VAC neon

CG12 — for switches with both marking and illumination

\* CG12 — for switches with both marking and illumination

\*\* J2 — refer to table on page H-88 for actuator options

# Rocker



Dimensions are shown: Inch (mm)  
Specifications and dimensions subject to change

# CG Series Single Pole Power Rocker Switches

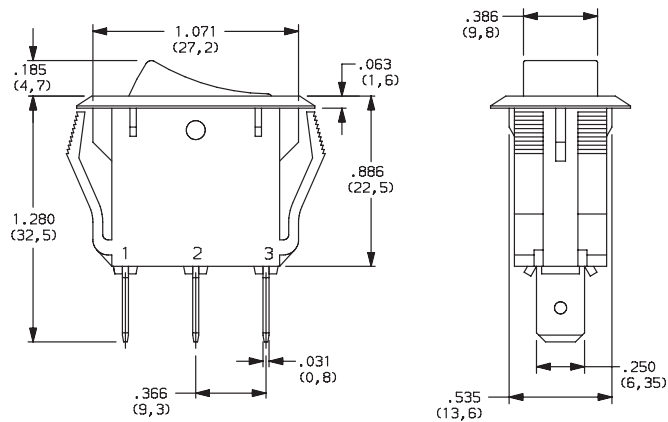
## SWITCH FUNCTION




NO. POLES	MODEL NO.	SWITCH FUNCTION			CONNECTED TERMINALS			SCHEMATIC
		Pos. 1	Pos. 2	Pos. 3	Pos. 1	Pos. 2	Pos. 3	
		C&K marking on opposite side			C&K marking on opposite side			
SP	<b>CG101</b>	ON	NONE	ON	1-2		2-3	
	<b>CG102</b>	ON	NONE	OFF	1-2	N/A	OPEN	
	<b>CG103</b>	ON	OFF	ON	1-2	OPEN	2-3	
	<b>CG105</b>	MOM	OFF	MOM	1-2	OPEN	2-3	
	<b>CG12 *</b>	ON	NONE	OFF	1-2	N/A	OPEN	

\* CG12 - for switches with both marking and illumination

Shown in Pos. 1

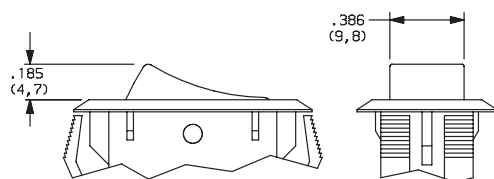


## ACTUATOR



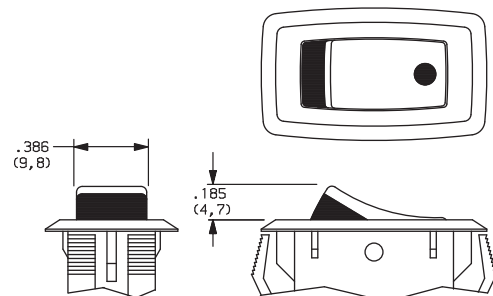
**J1** ROCKER

**J3** ILLUMINATED ROCKER

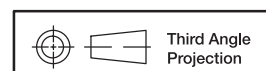


**NOTE:** J3 actuator available with CG102 switch function only.

**J2** TWO-TONE ROCKER



**NOTE:** Available with CG102 switch function only.



Dimensions are shown: Inch (mm)  
Specifications and dimensions subject to change

Rocker



H

# CG Series

## Single Pole Power Rocker Switches

### ACTUATOR COLOR

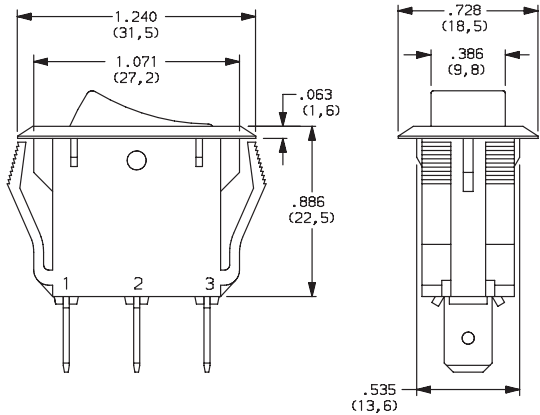
OPTION CODE	ACTUATOR COLOR
2	BLACK
1	WHITE
3	RED
R	RED, ILLUMINATED
A	AMBER, ILLUMINATED
G	GREEN, ILLUMINATED

OPTION CODE	ACTUATOR COLOR	
	TOP	BOTTOM
1	WHITE	RED
2	WHITE	BLACK
3	RED	WHITE
4	BLACK	WHITE
5	BLACK	RED

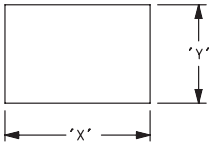
J2 actuator only

### MOUNTING STYLE/COLOR

- S2** SNAP-IN, BLACK  
**S1** SNAP-IN, WHITE



#### PANEL MOUNTING



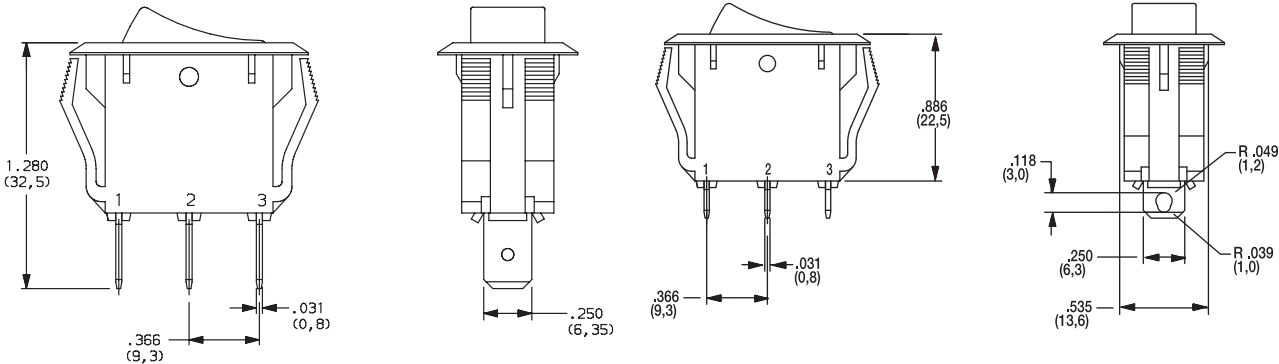
PANEL THICKNESS	"X"	"Y"
0.030-0.049 (0,75-1,25)	1.087-.004 (27,6-0,1)	0.543+.004 (13,8+0,1)
0.049-0.079 (1,25-2,0)	1.094-.004 (27,8-0,1)	0.543+.004 (13,8+0,1)
0.079-0.118 (2,0-3,0)	1.102-.004 (28,0-0,1)	0.543+.004 (13,8+0,1)

Shown in Pos. 1

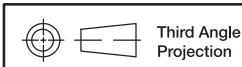
### TERMINATION

**05** .250" QUICK CONNECT

**07** SOLDER LUG



Shown in Pos. 1



Dimensions are shown: Inch (mm)  
Specifications and dimensions subject to change

Rocker



H

**C&K**

# CG Series Single Pole Power Rocker Switches

## ACTUATOR MARKING



**NONE** NO MARKING



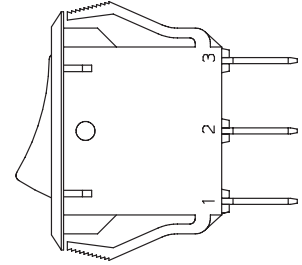
**D** ON-OFF



**H** O I



**P** O -



**NOTE:** Orientation of actuator marking and terminals.

Shown in Pos. 1

## CONTACT MATERIAL



OPTION CODE	CONTACT AND TERMINAL MATERIAL	RATINGS	
		POWER	
<b>QF</b>	SILVER		16 AMPS @ 125 VAC; 10 AMPS @ 250 VAC (UL/CSA) 10 AMPS @ 250 VAC (VDE) $\mu$ T85.

\* Note: See Technical Data section of this catalog for RoHS compliant and compatible definitions and specifications.

## LAMP RATING



**(NONE)** NO LAMP

**7** 125 VAC 33k $\Omega$  NEON

**8** 250 VAC 150k $\Omega$  NEON

**NOTE:** Lamp rating for J3 actuator option.