NO. OF CKTS	DIM B	DIM A
2	2.54 ± 0.05	4.83 ± 0.20
3	5.08 ± 0.13	7.37 ± 0.20
4	7.62 ± 0.13	9.91 ± 0.20
5	10.16 ± 0.13	12.45 ± 0.20
6	12.70 ± 0.15	14.99 ± 0.23
7	15.24 ± 0.15	17.53 ± 0.23
8	17.78 ± 0.15	20.07 ± 0.23
9	20.32 ± 0.18	22.61 ± 0.25
10	22.86 ± 0.18	25.15 ± 0.25
11	25.40 ± 0.18	27.69 ± 0.25
12	27.94 ± 0.20	30.23 ± 0.28
13	30.48 ± 0.20	32.77 ± 0.28
14	33.02 ± 0.20	35.31 ± 0.28
15	35.56 ± 0.20	37.85 ± 0.28
16	38.10 ± 0.20	40.39 ± 0.28

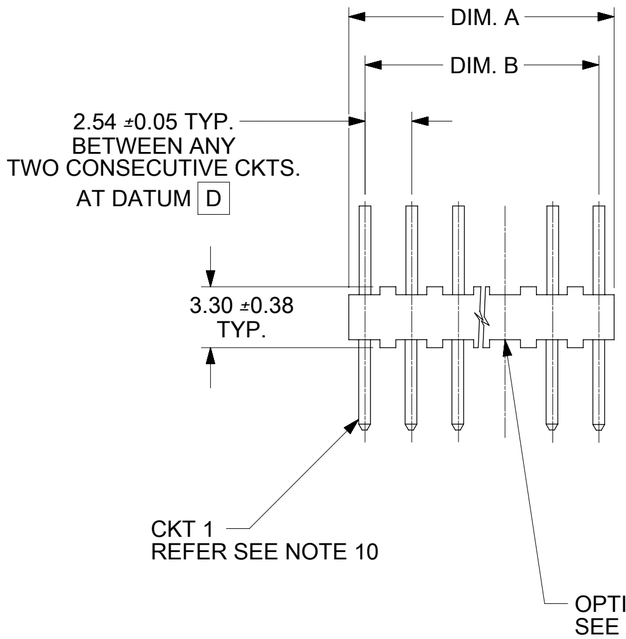

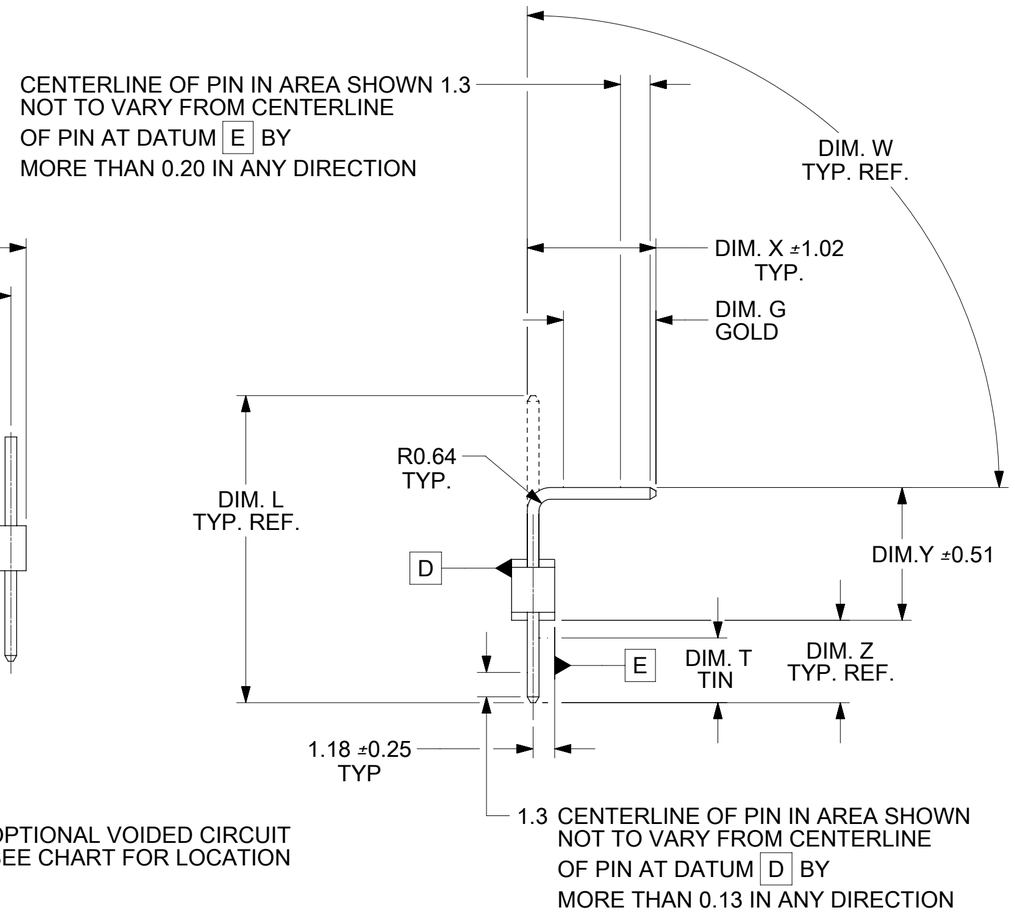

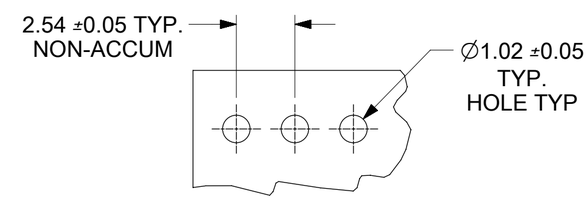

PCB LAYOUT: COMPONENT SIDE
TYPICAL PCB THICKNESS: 1.57

NOTES:

1. MATERIAL: NYLON, UL 94V-0, COLOR: WHITE
2. FINISH:
   - (241) SELECT GOLD: 0.00051 MIN.
     SELECT TIN: 0.00254 MIN.
     OVERALL NICKEL UNDERPLATE: 0.00127 MIN.
   - (197) OVERALL REFLOWED MATTE TIN: 0.00152 MIN.
     OVER 0.00127 MIN. NICKEL OVERALL.
3. PARTS CONFORM TO PRODUCT SPECIFICATION PS-10-07.
4. PACKAGING INFORMATION: SEE LEGEND.
5. PINS MUST CONFORM TO SOLDERABILITY SPECIFICATION SMES-152.
6. PIN PUSHOUT FORCE: 2 LBS. MIN.
7. PARTS ARE STACKABLE END TO END AND SIDE TO SIDE ON (2.54)/.100 CENTERS.
8. PARTS CONFORM TO CLASS B REQUIREMENTS OF COSMETIC SPECIFICATION PS-45499-002.
9. TEXT ON PART IS FOR REFERENCE ONLY. TEXT AND TEXT LOCATION MAY VARY DEPENDING ON PART NUMBER AND/OR TOOL.
10. CIRCUIT 1 DESIGNATION IS USED TO DEFINE VOID LOCATION. CIRCUIT 1 MAY OR MAY NOT ALIGN TO CIRCUIT 1 ON THE MATING HOUSING

A-4094-N * * *-*

NO. OF CKTS.

VERSION
LETTER CHANGES WHEN PIN
NO. OR PRESS DIM. CHANGES.

PLATING CODE
SEE NOTE 2

VOID CODE
BLANK = NO VOIDS
NO. = CIRCUIT NO. VOIDED
MULTIPLE VOIDS START WITH 51

SECONDARY OPERATIONS	
CODE	PACKAGE
BLANK	BULK PER PK-4094-001

THIS DRAWING CONTAINS INFORMATION THAT IS PROPRIETARY TO MOLEX ELECTRONIC TECHNOLOGIES, LLC AND SHOULD NOT BE USED WITHOUT WRITTEN PERMISSION

DIMENSION UNITS	SCALE
MM	NTS

GENERAL TOLERANCES (UNLESS SPECIFIED)

	MM	INCH
4 PLACES	±	±
3 PLACES	±	± 0.005
2 PLACES	± 0.13	± 0.01
1 PLACE	± 0.25	±
0 PLACES	±	±
ANGULAR TOL	± 0.5 °	

DRAFT WHERE APPLICABLE MUST REMAIN WITHIN DIMENSIONS

CURRENT REV DESC: PN 22055050 ADDED

EC NO: 601372
DRWN: SS06 2018/05/21
CHK'D: ISHWARG 2018/07/13
APPR: ISHWARG 2018/07/13

INITIAL REVISION:
DRWN: KSS 1984/09/10
APPR: FSMITH 2014/08/05

THIRD ANGLE PROJECTION | DRAWING: C-SIZE | SERIES: 4094

molex

WAFER ASSY FLAT MINI KK
(4030 WITH BENT PINS) 4094 SERIES DRAWING

PRODUCT CUSTOMER DRAWING

DOCUMENT NUMBER	DOC TYPE	DOC PART	REVISION
SDA-4094	PSD	001	AE5

MATERIAL NUMBER	CUSTOMER	SHEET NUMBER
SEE TABLE	GENERAL MARKET	1 OF 3

DOCUMENT STATUS	P1	RELEASE DATE	2018/07/13 05:31:34

FORMAT: Eng-tega-master-tb-prod-C
REVISION: D
DATE: 2018/01/18

ENG. NO.	PIN NO.	DIM. L	DIM. X	DIM. Z	DIM. Y	DIM. W	DIM. G	DIM. T
A-4094-NA197	42663-0562	17.53	9.37	3.15	6.30	90°	N/A	OVERALL
A-4094-NA241	42663-0563	17.53	9.37	3.15	6.30	90°	5.08	3.43
A-4094-NAJ197	42663-0862	21.34	10.13	4.09	8.41	90°	N/A	OVERALL
A-4094-NAP197	42663-0562	17.53	8.48	3.78	6.55	90°	N/A	OVERALL
A-4094-NBT197	42663-0182	12.70	6.38	2.79	4.78	90°	N/A	OVERALL
A-4094-NDS197	42663-1182	25.40	17.00	3.38	6.30	90°	N/A	OVERALL
A-4094-NAA197	42663-0542	17.27	7.72	3.15	10.21	60°	N/A	OVERALL
A-4094-NAD241	42663-0563	17.53	9.37	3.86	5.59	90°	5.08	3.43
A-4094-NAD197	42663-0562	17.53	9.37	3.86	5.59	90°	N/A	OVERALL

THIS DRAWING CONTAINS INFORMATION THAT IS PROPRIETARY TO MOLEX ELECTRONIC TECHNOLOGIES, LLC AND SHOULD NOT BE USED WITHOUT WRITTEN PERMISSION

DIMENSION UNITS: MM
SCALE: NTS

GENERAL TOLERANCES (UNLESS SPECIFIED)

	MM	INCH
4 PLACES	±	±
3 PLACES	±	± 0.005
2 PLACES	± 0.13	± 0.01
1 PLACE	± 0.25	±
0 PLACES	±	±
ANGULAR TOL	± 0.5 °	

DRAFT WHERE APPLICABLE MUST REMAIN WITHIN DIMENSIONS

CURRENT REV DESC: PN 22055050 ADDED

EC NO: 601372
DRWN: SS06 2018/05/21
CHK'D: ISHWARG 2018/07/13
APPR: ISHWARG 2018/07/13

INITIAL REVISION:
DRWN: KSS 1984/09/10
APPR: FSMITH 2014/08/05

THIRD ANGLE PROJECTION | DRAWING: C-SIZE | SERIES: 4094

molex

WAFER ASSY FLAT MINI KK
(4030 WITH BENT PINS) 4094 SERIES DRAWING

PRODUCT CUSTOMER DRAWING

DOCUMENT NUMBER	DOC TYPE	DOC PART	REVISION
SDA-4094	PSD	001	AE5

MATERIAL NUMBER	CUSTOMER	SHEET NUMBER
SEE TABLE	GENERAL MARKET	2 OF 3

DOCUMENT STATUS	P1	RELEASE DATE	2018/07/13 05:31:34

FORMAT: Eng-tega-master-tb-prod-C
REVISION: D
DATE: 2018/01/18

A-4094-NA197

PART NO.	ENG. NO.	VOID CIRCUIT
22-05-2021	A-4094-2A197	
22-05-2031	A-4094-3A197	
22-05-2041	A-4094-4A197	
22-05-2051	A-4094-5A197	
22-05-2061	A-4094-6A197	
22-05-2071	A-4094-7A197	
22-05-2081	A-4094-8A197	
22-05-2091	A-4094-9A197	
22-05-2101	A-4094-10A197	
22-05-2111	A-4094-11A197	
22-05-2121	A-4094-12A197	
22-05-2131	A-4094-13A197	
22-05-2141	A-4094-14A197	
22-05-2151	A-4094-15A197	
22-05-2161	A-4094-16A197	
22-05-5050	A-4094-5A197-3	3

A-4094-NA241

PART NO.	ENG. NO.	VOID CIRCUIT
22-12-2021	A-4094-2A241	
22-12-2031	A-4094-3A241	
22-12-2041	A-4094-4A241	
22-12-2051	A-4094-5A241	
22-12-2061	A-4094-6A241	
22-12-2071	A-4094-7A241	
22-12-2081	A-4094-8A241	
22-12-2091	A-4094-9A241	
22-12-2101	A-4094-10A241	
22-12-2111	A-4094-11A241	
22-12-2121	A-4094-12A241	
22-12-2131	A-4094-13A241	
22-12-2141	A-4094-14A241	
22-12-2151	A-4094-15A241	
22-12-2161	A-4094-16A241	
22-19-2054	A-4094-5A241-2	2

A-4094-NAJ197

PART NO.	ENG. NO.
	A-4094-2AJ197
22-05-3038	A-4094-3AJ197
22-05-3048	A-4094-4AJ197
22-05-3058	A-4094-5AJ197
22-05-3068	A-4094-6AJ197
22-05-3078	A-4094-7AJ197
22-05-3088	A-4094-8AJ197
22-05-3098	A-4094-9AJ197
22-05-3108	A-4094-10AJ197
22-05-3118	A-4094-11AJ197
22-05-3128	A-4094-12AJ197
22-05-3138	A-4094-13AJ197
22-05-3148	A-4094-14AJ197
22-05-3158	A-4094-15AJ197
22-05-3168	A-4094-16AJ197

A-4094-NAP197

PART NO.	ENG. NO.
22-05-3022	A-4094-2AP197
22-05-3032	A-4094-3AP197
22-05-3042	A-4094-4AP197
22-05-3052	A-4094-5AP197
22-05-3062	A-4094-6AP197
22-05-3072	A-4094-7AP197
22-05-3082	A-4094-8AP197
22-05-3092	A-4094-9AP197
22-05-3102	A-4094-10AP197
22-05-3112	A-4094-11AP197
22-05-3122	A-4094-12AP197
22-05-3132	A-4094-13AP197
22-05-3142	A-4094-14AP197
22-05-3152	A-4094-15AP197
22-05-3162	A-4094-16AP197

A-4094-NBT197

PART NO.	ENG. NO.
22-05-3020	A-4094-2BT197
22-05-3030	A-4094-3BT197
22-05-3040	A-4094-4BT197
22-05-3050	A-4094-5BT197
22-05-3060	A-4094-6BT197
22-05-3070	A-4094-7BT197
22-05-3080	A-4094-8BT197
22-05-3090	A-4094-9BT197
22-05-3100	A-4094-10BT197
22-05-3110	A-4094-11BT197
22-05-3120	A-4094-12BT197
22-05-3130	A-4094-13BT197
22-05-3140	A-4094-14BT197
22-05-3150	A-4094-15BT197
22-05-3160	A-4094-16BT197

A-4094-NDS197

PART NO.	ENG. NO.
22-06-3021	A-4094-2DS197
22-06-3031	A-4094-3DS197
22-06-3041	A-4094-4DS197
22-06-3051	A-4094-5DS197
22-06-3061	A-4094-6DS197
22-06-3071	A-4094-7DS197
22-06-3081	A-4094-8DS197
22-06-3091	A-4094-9DS197
22-06-3101	A-4094-10DS197
22-06-3111	A-4094-11DS197
22-06-3121	A-4094-12DS197
22-06-3131	A-4094-13DS197
22-06-3141	A-4094-14DS197
22-06-3151	A-4094-15DS197
22-06-3161	A-4094-16DS197

A-4094-NAA197

PART NO.	ENG. NO.
	A-4094-2AA197
	A-4094-3AA197
	A-4094-4AA197
	A-4094-5AA197
46999-0606	A-4094-6AA197
46999-0650	A-4094-7AA197
	A-4094-8AA197
	A-4094-9AA197
	A-4094-10AA197
	A-4094-11AA197
	A-4094-12AA197
	A-4094-13AA197
	A-4094-14AA197
	A-4094-15AA197
	A-4094-16AA197

A-4094-NAD241

PART NO.	ENG. NO.
46999-0808	A-4094-3AD241

A-4094-NAD197

PART NO.	ENG. NO.
22-05-4030	A-4094-3AD197

THIS DRAWING CONTAINS INFORMATION THAT IS PROPRIETARY TO MOLEX ELECTRONIC TECHNOLOGIES, LLC AND SHOULD NOT BE USED WITHOUT WRITTEN PERMISSION

DIMENSION UNITS	SCALE
INCH	NTS

GENERAL TOLERANCES (UNLESS SPECIFIED)

	MM	INCH
4 PLACES	±	±
3 PLACES	±	± 0.005
2 PLACES	± 0.13	± 0.01
1 PLACE	± 0.25	±
0 PLACES	±	±
ANGULAR TOL	± 0.5 °	

DRAFT WHERE APPLICABLE MUST REMAIN WITHIN DIMENSIONS

CURRENT REV DESC: PN 22055050 ADDED

EC NO: 601372
DRWN: SS06 2018/05/21
CHK'D: ISHWARG 2018/07/13
APPR: ISHWARG 2018/07/13

INITIAL REVISION:
DRWN: KSS 1984/09/10
APPR: FSMITH 2014/08/05

THIRD ANGLE PROJECTION | DRAWING: C-SIZE | SERIES: 4094

molex

WAFER ASSY FLAT MINI KK
(4030 WITH BENT PINS) 4094 SERIES DRAWING

PRODUCT CUSTOMER DRAWING

DOCUMENT NUMBER	DOC TYPE	DOC PART	REVISION
SDA-4094	PSD	001	AE5

MATERIAL NUMBER	CUSTOMER	SHEET NUMBER
SEE TABLE	GENERAL MARKET	3 OF 3

DOCUMENT STATUS	P1	RELEASE DATE	2018/07/13 05:31:34

FORMAT: Eng-tega-master-tb-prod-C
REVISION: D
DATE: 2018/01/18