

VG95351 and VG96934 Qualified Products

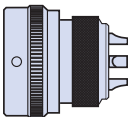
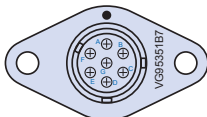
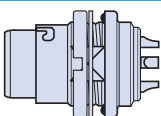
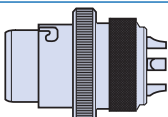
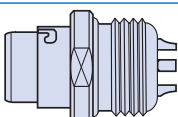
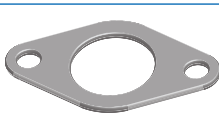

About The VG Specifications

The German Federal Office of Defense Technology and Procurement (BWB) establishes procurement standards for defense items not covered by commercial specifications. VG standards are established by the Deutsches Institut für Normung (DIN). These standards are widely used in European and North American defense programs. Like their U.S. military specification counterparts, these VG specs require rigorous qualification testing in order to guarantee performance and interchangeability.

Which VG Spec is Preferred?

VG96934 covers the ten pin connector and is the preferred version for new applications. Choose the 10 pin connector per VG96934 if shielding is a requirement, or printed circuit tail contacts are required, or if the connector should be furnished with a backshell. These options are not available on the 7 pin connector covered by **VG95351**. Both the seven pin and the ten pin connector share identical external dimensions. VG95351 does not have provisions for alternate key positions. If keyed connectors are necessary, then use VG96934 ten pin connectors, or instead specify the appropriate Glenair CB Series connector.

VG 95351 SEVEN POLE CONNECTORS AND ACCESSORIES

VG PART NUMBER	GLENAIR PART NUMBER	CONFIGURATION	DESCRIPTION	PAGE
VG95351A7	CB07A1L0		Cable Plug For use with heatshrink boot	Page 27
VG95351B7	CB07B1L0		Flange Mount Receptacle for panel mounting	Page 27 Panel cutout page 13
VG95351C7	CB07C1L0		Jam Nut Receptacle for rear panel mounting	Page 27 Panel cutout page 13
VG95351D7	CB07D1L0		In-Line Receptacle for free- hanging cables	Page 28
VG95351E7	CB07E1L0		Thread-In Panel Mount Receptacle with PG9 thread	Page 28 Panel cutout page 13
VG95351Z1	CBGK-B		Elastomeric Gasket for use with Style B flange mount receptacle	Page 28
VG95351Z2	CBOR-B		O-Ring for use with Style B flange mount connector	Page 28

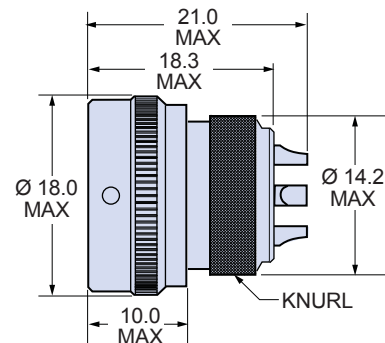
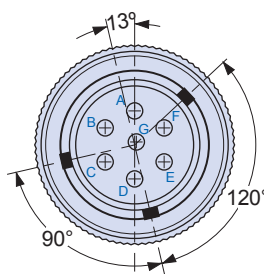
VG95351 STYLE A: PLUG



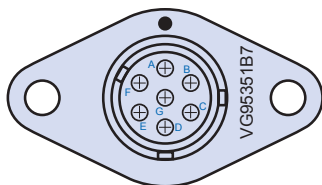
VG95351 A7

7 pin cable plug with solder cup contacts. Knurled platform for attachment of heatshrink boot for watertight seal. Maximum weight 7 grams.

VG Part Number	Glenair Part no.
VG95351A7	CB07A1L0



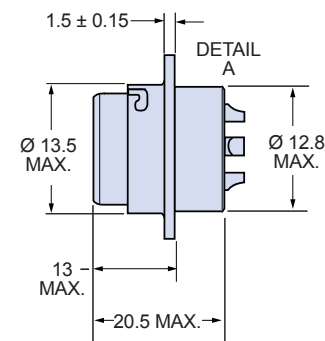
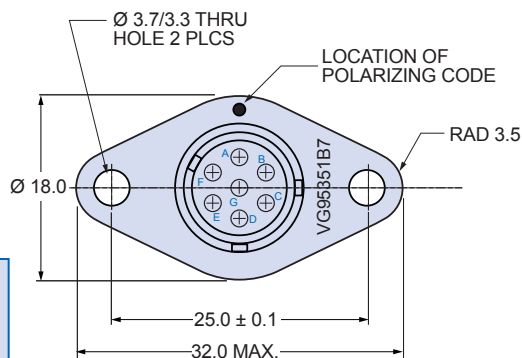
VG95351 STYLE B: FLANGE MOUNT RECEPTACLE



VG95351 B7

7 pin flange mount receptacle with solder cup contacts. Maximum weight 16 grams.

VG Part Number	Glenair Part no.
VG95351B7	CB07B1L0



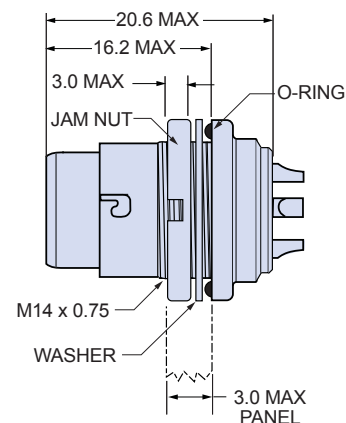
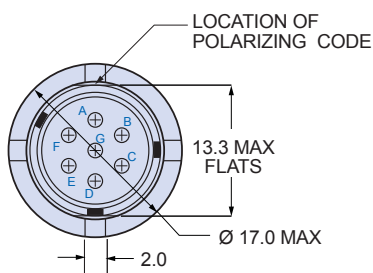
VG95351 STYLE C: JAM NUT MOUNT RECEPTACLE



VG95351 C7

7 pin jam nut mount receptacle with solder cup contacts. Maximum weight 13 grams.

VG Part Number	Glenair Part no.
VG95351C7	CB07C1L0



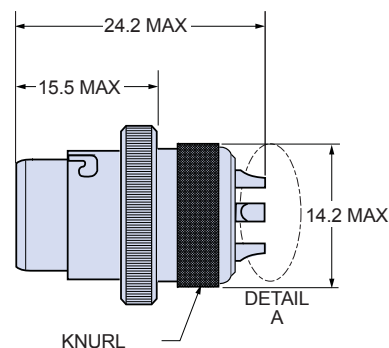
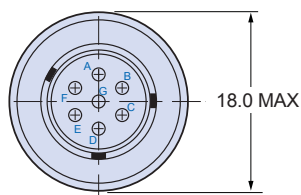
VG95351 STYLE D: IN-LINE RECEPTACLE



Shown with heatshrink boot purchased separately.

VG95351 D7

7 pin in-line receptacle with solder cup contacts. Maximum weight 16 grams.



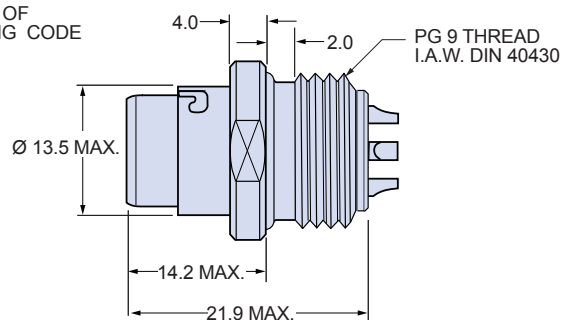
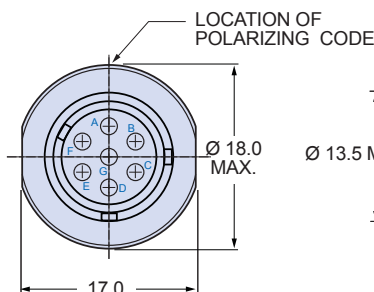
VG Part Number	Glenair Part no.
VG95351D7	CB07D1L0

VG95351 STYLE E: THREADED-IN PANEL MOUNT RECEPTACLE



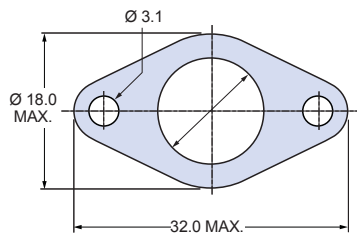
VG95351 E7

7 pin panel mount receptacle with PG9 thread and solder cup pins. Maximum weight 16 grams.



VG Part Number	Glenair Part no.
VG95351E7	CB07E1L0

VG95351 STYLE Z1: GASKET

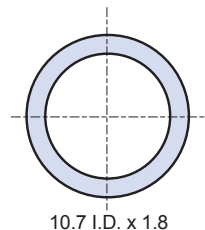


VG95351 Z1

Gasket for use with VG95351 Style B connector. Nitrile rubber. Maximum weight 3 grams.

VG Part Number	Glenair Part no.
VG95351Z1	CBGK-B

VG95351 STYLE Z2: O-RING



VG95351 Z2

O-ring for use with VG95351 Style B connector. Nitrile rubber. Maximum weight 2 grams.

VG Part Number	Glenair Part no.
VG95351Z2	CBOR-B