samtec



(1.27 mm) .050"

SOLC SERIES

QUAD ROW SMT SOCKET

SPECIFICATIONS

For complete specifications and recommended PCB layouts see www.samtec.com?SOLC

Insulator Material:
Black Liquid Crystal Polymer
Contact Material:
Phosphor Bronze
Plating:
Au over 50 µ" (1.27 µm) Ni
Current Rating:
2.4 A per pin
(6 adjacent pins powered)
Operating Temp Range:
-55 °C to +125 °C
Insertion Depth:
(1.68 mm) .066" to
(3.61 mm) .142" with
(0.38 mm) .015" wipe
Normal Force:
75 grams (0.74 N) average
Max Cycles:
100+
RoHS Compliant:
Yes

Mates with:
TOLC

TIGER BUY™ CONTACT

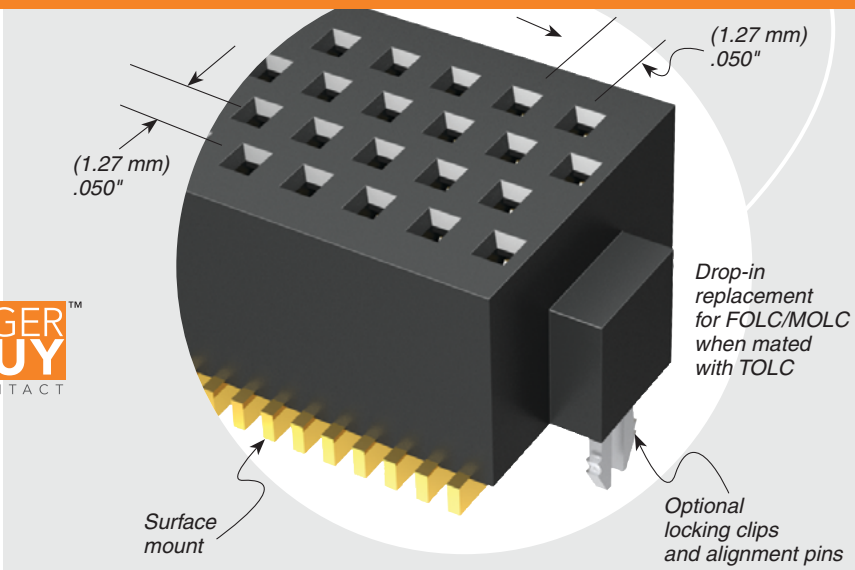

PROCESSING

Lead-Free Solderable:
Yes
SMT Lead Coplanarity:
(0.10 mm) .004" max (05-35)
(0.15 mm) .006" max (40-50)*
*(.004" stencil solution may be available; contact IPG@samtec.com)

RECOGNITIONS

For complete scope of recognitions see www.samtec.com/quality

FILE NO. E111594

OTHER SOLUTIONS

- For Micro Rugged, see the MOLC/FOLC pages located in the Tiger Eye™ section.

ALSO AVAILABLE (MOQ Required)

- Other sizes
- Other platings

Note:
Some sizes, styles and options are non-standard, non-returnable.

SOLC	–	1	NO. PINS PER ROW	–	02	–	PLATING OPTION	–	Q	–	OPTION

05, 10, 15, 20, 25, 30, 35, 40, 45, 50
(Standard sizes)

–F
= Gold flash on contact, Gold flash on tail

–L
= 10 µ" (0.25 µm) Gold on contact, Gold flash on tail

–A
= Alignment Pin (N/A with -LC)

–LC
= Locking Clip (N/A with -A) (Manual placement required)

–K
= (7.00 mm) .276" DIA Polyimide film Pick & Place Pad

–P
= Pick & Place Pad

–TR
= Tape & Reel

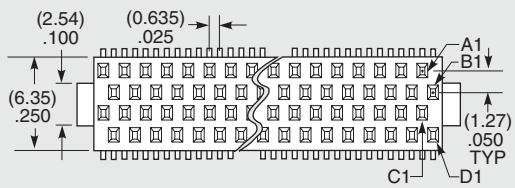

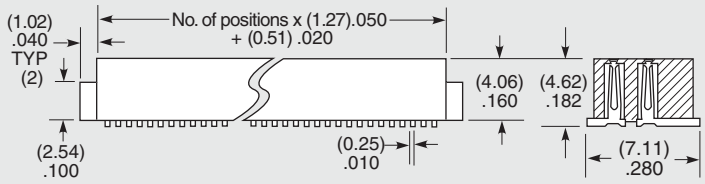

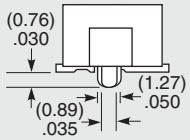

–A OPTION

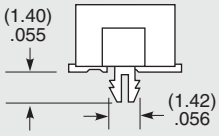

–LC OPTION

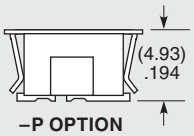

–P OPTION

Due to technical progress, all designs, specifications and components are subject to change without notice.

All parts within this catalog are built to Samtec's specifications.
Customer specific requirements must be approved by Samtec and identified in a Samtec customer-specific drawing to apply.