THIS DRAWING IS UNPUBLISHED. RELEASED FOR PUBLICATION ,19 .
© COPYRIGHT 19 BY AMP INCORPORATED. ALL RIGHTS RESERVED.

LOC	DIST
AD	00

REVISIONS

P	LTR	DESCRIPTION	DATE	DWN	APVD
	O	NEW RELEASE	1SEPT99	MM	SG

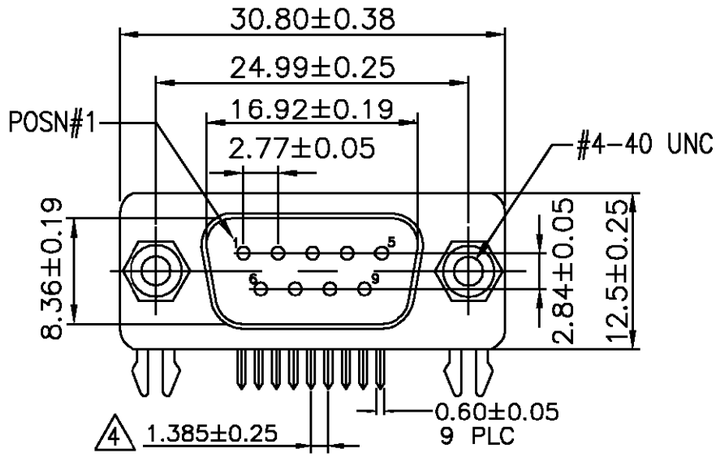

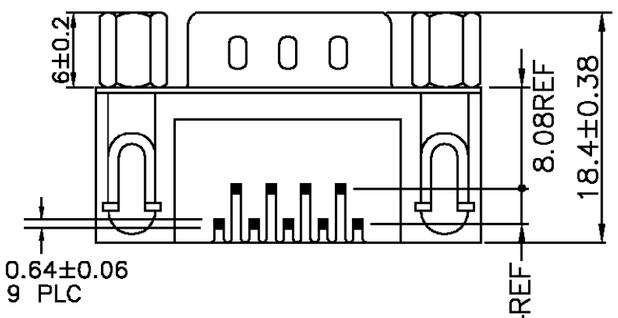

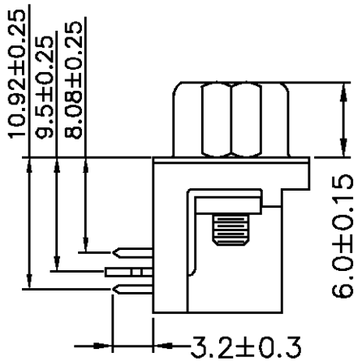

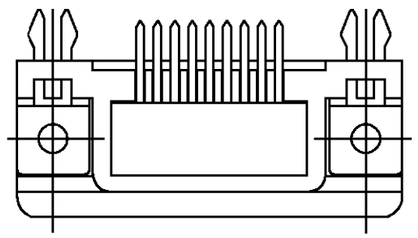

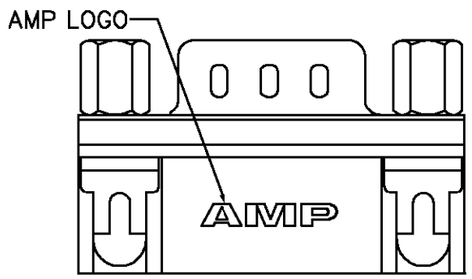

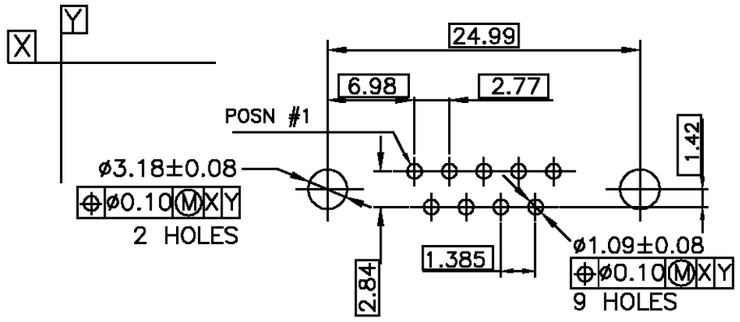

P.C.B LAYOUT

{1.57 (.062) PC Board Thickness}

1. HOUSING: PBT, UL 94V-0 RATED, COLOR (SEE TABLE)
   CONTACTS: BRASS
   SHELL: STEEL.
   BOARDLOCKS: BRASS.
   THREADED INSERTS: BRASS.
   SCREWLOCK: BRASS.

2. CONTACTS: GOLD PLATED (SEE TABLE) ON MATING END, 2.54µm[.000100in] MIN TIN-LEAD ON SOLDER TAILS ALL OVER 1.27µm[.000050in] MIN NICKEL ON ENTIRE CONTACT.
   SHELL: NICKEL PLATED.
   BOARDLOCK: TIN OR TIN-LEAD PLATED 2.54µm[.000100in]
   THREADED INSERT: NICKEL PLATED 0.76µm[.000030in].
   SCREWLOCK: NICKEL PLATED 0.76µm[.000030in].

3. SPECIFICATIONS:
   CURRENT RATING: 2 AMPS. (SIGNAL APPLICATION ONLY)
   VOLTAGE RATING: 250 VAC.
   DIELECTRIC WITHSTANDING VOLTAGE: 500 VAC(RMS).
   INSULATION RESISTANCE: 1000 MEGOHMS MIN.
   CONTACT RESISTANCE: 20 MILLIOHMS MAX.
   OPERATING TEMPERATURE: -55° TO 105°C.
   SCREWLOCK TORQUE:[1.0in-lb]MIN. UNLOCKING TORQUE.

4. DIMENSION IS NON-CUMULATIVE.

5. SPECIFICATIONS SUBJECT TO CHANGES WITHOUT NOTICE.
   CONTACT AMP FOR THE LATEST SPECIFICATIONS.

Packaging	Color	Contact Finish	AMP Part NO.
Tray	Black	0.38µm[.000015in]	788753-2
Tray	Black	Gold-Flash	788753-1

THIS DRAWING IS A CONTROLLED DOCUMENT.

DIMENSIONS: MM

TOLERANCES UNLESS OTHERWISE SPECIFIED:

0 PLC	± -
1 PLC	± 0.3
2 PLC	± 0.2
3 PLC	± 0.1
4 PLC	± -
ANGLES	± -

MATERIAL SEE NOTES 1

FINISH SEE NOTES 2

DWN	M.MORRIS	01SEPT99
CHK	S.GOOD	01SEPT99
APVD	S.GOOD	01SEPT99
PRODUCT SPEC	SEE NOTES 3	
APPLICATION SPEC	-	
WEIGHT	-	

AMP Incorporated
Harrisburg, PA 17105-3608

NAME: PLUG ASSEMBLY, 9 POSN, RIGHT ANGLE, 8.08mm[0.318in] SERIES, AMPLIMITE, WITH SCREWLOCKS

SIZE	CAGE CODE	DRAWING NO	RESTRICTED TO
A3	00779	C-788753	-

CUSTOMER DRAWING | SCALE 1:1 | SHEET 1 OF 1 | REV 0

SUPERSEDED
NOT the LATEST REVISION