SIGN	DATE	DESCRIPTION	APPROVER
—			

THIS IS CAD DRAWING, DO NOT REVISE MANUALLY!!!

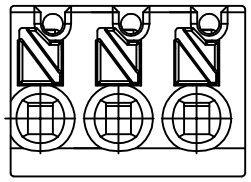

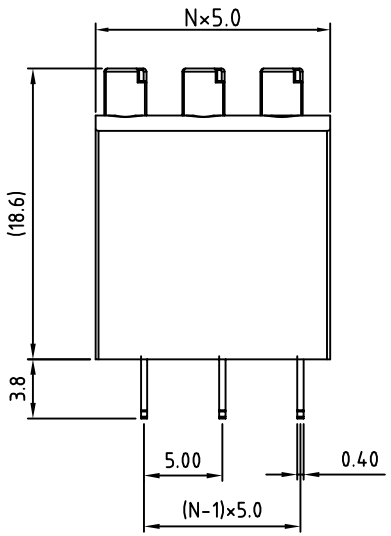

N=Number of contacts

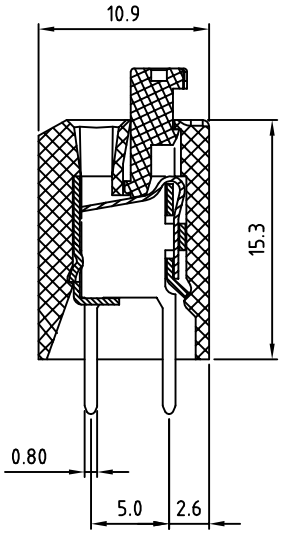

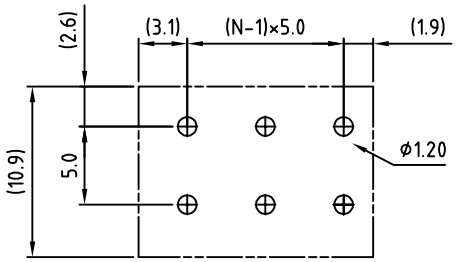

P.C.B. LAYOUT

Material

- Terminal body (Contact pin): Brass
- Wire guard: Stainless steel
- Surface of solder tail: Tin plated
- Insulator (housing): Thermoplastic (UL94V-0)

Electrical cULus

- Voltage rating: 300VAC
- Current rating: 10A
- Wire range:
  Solid wire(AWG): 16-20
  Wire strip length: 6-7mm
- Withstanding Voltage: 1.6KV
- Operating temperature: -30°C to +105°C
- Soldering temperature: 250°C±10°C/5 Sec
- Safety Approval: c us

RoHS Compliant

PART NUMBER:

OSTHFXX7081

No. of Poles
02: 2 Poles
03: 3 Poles
... ...
24: 24 Poles

COLOR:
3: Orange
8: Grey(Standard)

THESE DRAWINGS AND SPECIFICATIONS ARE THE PROPERTY OF ON-SHORE TECHNOLOGY, INC. AND SHALL NOT BE REPRODUCED, COPIED OR USED IN ANY MANNER WITHOUT THE PRIOR WRITTEN CONSENT OF ON-SHORE TECHNOLOGY, INC.

ON-SHORE TECHNOLOGY, INC.

TITLE	OSTHF-5.0mm Series High Profile Type				
PART NO.	OSTHFXX7081			DWG NO.	OSTHFXX7081.DWG
APPROVED	CHECKED	DESIGNED	DRAWN	CUST NO.	
Shi jun 2006.11.01	Marvin 2006.07.03	Steady 2006.10.06	Steady 2006.10.06	UNIT: mm / SCALE: NONE / SHEET: 01/01 / REV.: D	

Tolerance	
X.	±0.50
X.X	±0.30
X.XX	±0.10
X°	±1°