


**■ Features :**

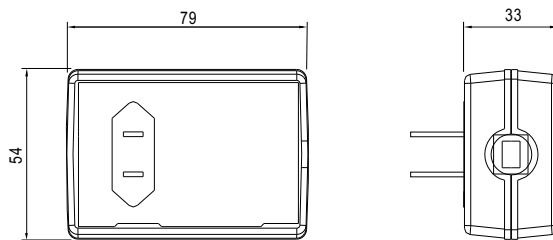
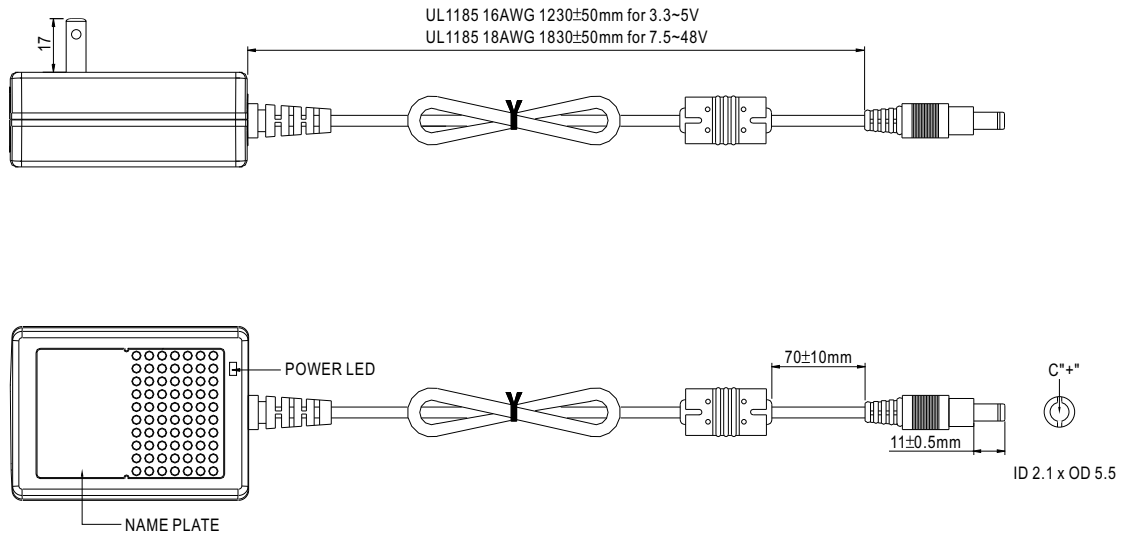
- Universal AC input / Full range
- No load power consumption<0.5W
- Pass energy star(CEC) level IV for 5~48V output
- 2 pole USA plug
- Class II power (without earth pin)
- Full output 3~48V safety approval
- Protections: Short circuit / Over load / Over voltage
- Fully enclosed plastic case
- LED indicator for power on
- Approvals: UL/ CUL / BSMI / CB / FCC / CE
- Pass LPS for 9~48V output
- 1 year warranty


**SPECIFICATION**

ORDER NO.		GS18U03-P1J	GS18U05-P1J	GS18U07-P1J	GS18U09-P1J	GS18U12-P1J	GS18U15-P1J	GS18U18-P1J	GS18U24-P1J	GS18U28-P1J	GS18U48-P1J
OUTPUT	SAFETY MODEL NO.	GS18U03	GS18U05	GS18U07	GS18U09	GS18U12	GS18U15	GS18U18	GS18U24	GS18U28	GS18U48
	DC VOLTAGE <small>Note.2</small>	3.3V	5V	7.5V	9V	12V	15V	18V	24V	28V	48V
	RATED CURRENT	3.0A	3.0A	2.0A	2.0A	1.50A	1.20A	1.0A	0.75A	0.64A	0.375A
	CURRENT RANGE	0 ~ 3.0A	0 ~ 3.0A	0 ~ 2.0A	0 ~ 2.0A	0 ~ 1.50A	0 ~ 1.20A	0 ~ 1.0A	0 ~ 0.75A	0 ~ 0.64A	0 ~ 0.375A
	RATED POWER (max.)	10W	15W	15W	18W	18W	18W	18W	18W	18W	18W
	RIPPLE & NOISE (max.) <small>Note.3</small>	50mVp-p	50mVp-p	80mVp-p	80mVp-p	80mVp-p	100mVp-p	150mVp-p	180mVp-p	240mVp-p	240mVp-p
	VOLTAGE TOLERANCE <small>Note.4</small>	±5.0%	±5.0%	±5.0%	±5.0%	±3.0%	±3.0%	±3.0%	±2.0%	±2.0%	±2.0%
	LINE REGULATION <small>Note.5</small>	±1.0%	±1.0%	±1.0%	±1.0%	±1.0%	±1.0%	±1.0%	±1.0%	±1.0%	±1.0%
	LOAD REGULATION <small>Note.6</small>	±5.0%	±5.0%	±5.0%	±5.0%	±3.0%	±3.0%	±3.0%	±2.0%	±2.0%	±2.0%
SETUP, RISE, HOLD TIME		500ms, 20ms, 50ms/230VAC      500ms, 20ms, 15ms/115VAC at full load									
INPUT	VOLTAGE RANGE	90 ~ 264VAC    135 ~ 370VDC									
	FREQUENCY RANGE	47 ~ 63Hz									
	EFFICIENCY (Typ.)	68%	73%	79%	79%	81%	81%	82%	84%	84%	85%
	AC CURRENT	0.5A / 100VAC									
	INRUSH CURRENT (max.)	25A / 115VAC									
PROTECTION	LEAKAGE CURRENT(max.)	0.25mA / 240VAC									
	OVER LOAD	110 ~ 150% rated output power Protection type : Hiccup mode, recovers automatically after fault condition is removed									
	OVER VOLTAGE	105 ~ 150% rated output voltage Protection type : Clamp by zener diode, output short									
ENVIRONMENT	WORKING TEMP.	0 ~ +50℃ (Refer to output load derating curve)									
	WORKING HUMIDITY	20% ~ 90% RH non-condensing									
	STORAGE TEMP., HUMIDITY	-20 ~ +85℃, 10 ~ 95% RH									
	TEMP. COEFFICIENT	±0.03% / °C (0 ~ 50℃)									
	VIBRATION	10 ~ 500Hz, 2G 10min./1cycle, period for 60min. each along X, Y, Z axes									
SAFETY & EMC (Note. 7)	SAFETY STANDARDS	UL60950-1, CSA C22.2, BSMI, CNS14336 Approved									
	WITHSTAND VOLTAGE	I/P-O/P:3KVAC									
	ISOLATION RESISTANCE	I/P-O/P:100M Ohms / 500VDC / 25℃ / 70% RH									
	EMI CONDUCTION & RADIATION	Compliance to EN55022 class B, FCC PART 15 / CISPR22 class B, CNS13438 class B									
	HARMONIC CURRENT	Compliance to EN61000-3-2,3									
OTHERS	EMS IMMUNITY	Compliance to EN61000-4-2,3,4,5,6,8,11, Light industry level, criteria A									
	MTBF	500Khrs min. MIL-HDBK-217F(25℃)									
	DIMENSION	79*54*33mm (L*W*H)									
	PACKING	210g ; 60pcs / 13.5kg / CARTON									
CONNECTOR	PLUG	Standard type P1J: 2.1φ * 5.5φ * 11mm, tuning fork type, center positive for stock ; Other type available by customer requested									
	CABLE	Standard type UL1185 6ft (4FT for 3.3 ~ 5V output) for stock ; Other type available by customer requested									
NOTE		1. All parameters are specified at 115VAC input, rated load, 25℃ 70% RH. Ambient. 2. DC voltage: The output voltage set at point measure by plug terminal & 50% load. 3. Ripple & noise are measured at 20MHz by using a 12" twisted pair terminated with a 0.1uf & 47uf capacitor. 4. Tolerance: includes set up tolerance, line regulation, load regulation. 5. Line regulation is measured from low line to high line at rated load. 6. Load regulation is measured from 20% to 100% rated load 7. The power supply is considered a component which will be installed into a final equipment. The final equipment must be re-confirmed that it still meets EMC directives.									

## Mechanical Specification

Unit:mm

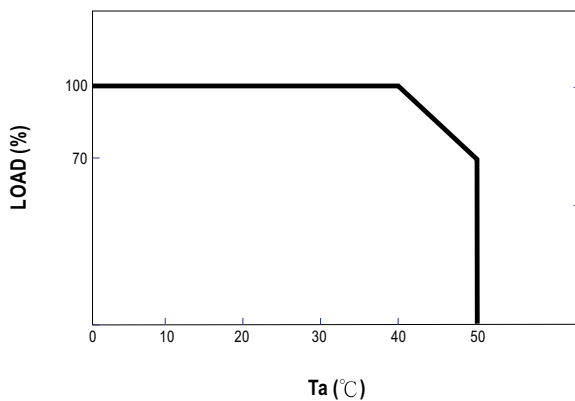


## Plug Assignment

Standard plug: P1J (option)

P1J	
P/N	OUTPUT
CENTER	+

## Derating Curve



## Static Characteristics

