THIS DRAWING IS UNPUBLISHED. RELEASED FOR PUBLICATION 2008
© COPYRIGHT 2008 ALL RIGHTS RESERVED.

LOC	DIST
AD	00

REVISIONS

P	LTR	DESCRIPTION	DATE	DWN	APVD
	A	REVISED PER ECO-14-013100	02SEP2014	AP	RP

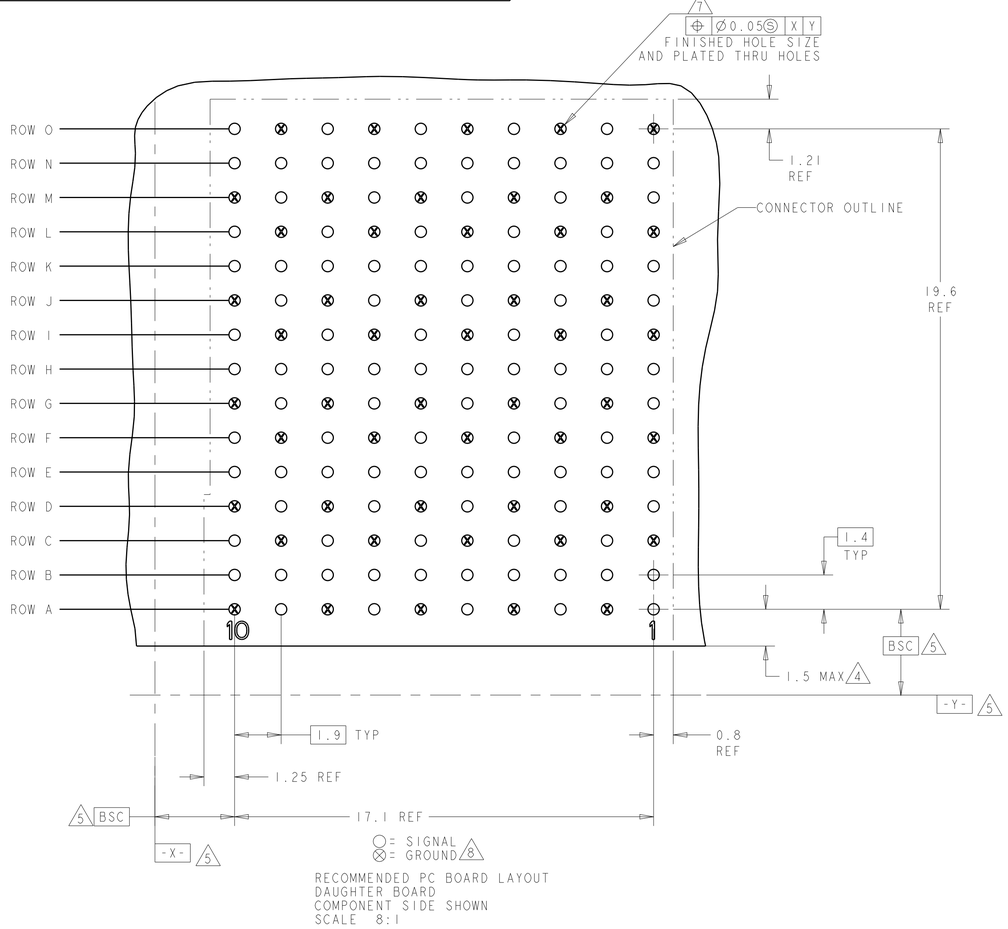

RECOMMENDED PC BOARD LAYOUT
DAUGHTER BOARD
COMPONENT SIDE SHOWN
SCALE 8:1

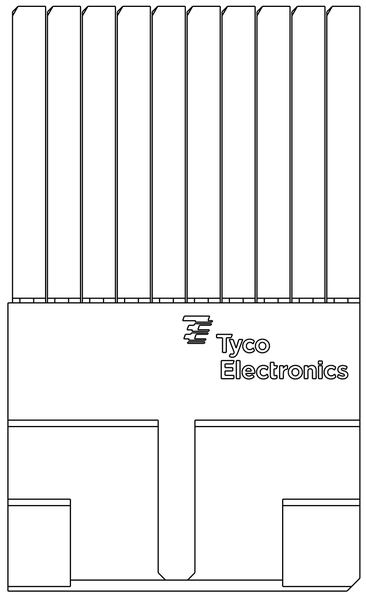

1. MATERIAL:
   CONTACT AND SHIELD: PHOS BRONZE
   HOUSING AND CHICKLET: LCP, UL 94V-0, COLOR: BLACK

2. FINISH:
   CONTACT AREA FINISH CONFORMS TO THE REQUIREMENTS OF TE PRODUCT SPECIFICATION 108-2303; BASED ON TELCORDIA GR-1217-CORE FOR SYSTEM QUALITY LEVEL III APPLICATIONS IN CONTROLLED ENVIRONMENTS (CENTRAL OFFICE).

3. CONNECTOR MARKED WITH PART NUMBER, DATE CODE, 85 OHM, AND STANDARD IN APPROXIMATE AREA SHOWN.

4. DIMENSION APPLIES TO CENTERLINE OF THRU HOLE.

5. DATUMS AND BASIC DIMENSIONS ESTABLISHED BY CUSTOMER.

6. CONTACT AREA LUBRICATED WITH BELLCORE APPROVED LUBRICANT. TECHNICAL REFERENCE: GR-1217-CORE, ISSUE 1, NOVEMBER 1995.

7. REFERENCE APPLICATION SPEC FOR RECOMMENDED PLATED THRU HOLE DIAMETER AND PLATING THICKNESS.

8. THE GROUNDS IN EACH COLUMN ARE COMMONED.

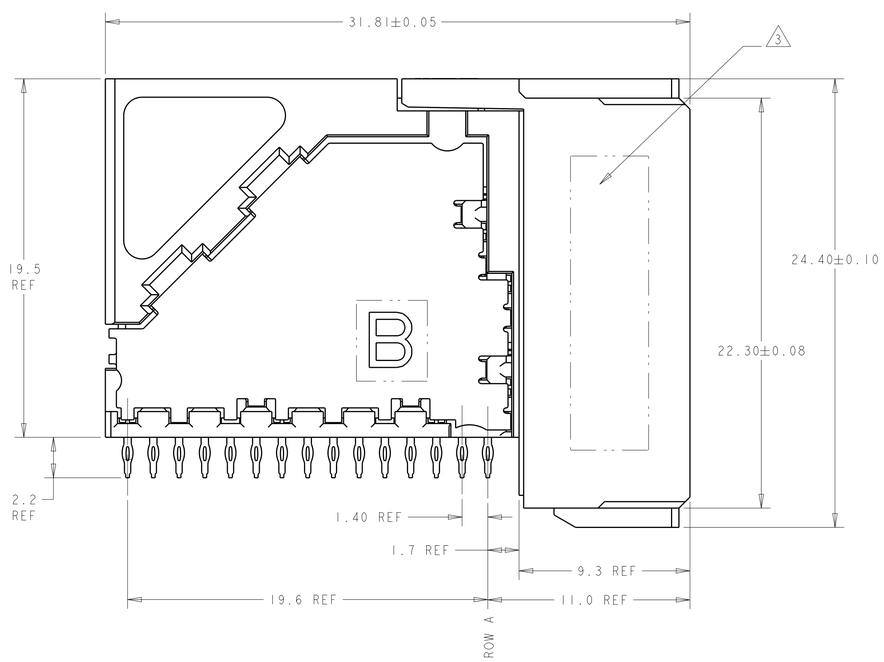

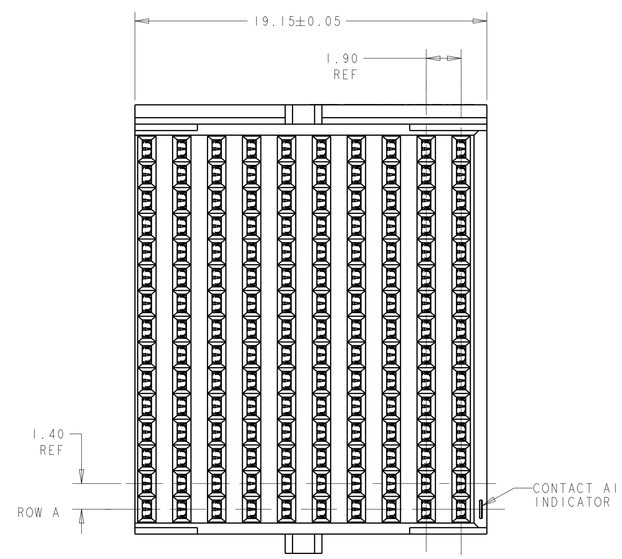

1934932-1

PART NUMBER

THIS DRAWING IS A CONTROLLED DOCUMENT.	DWN W SOURBEER 02MAY2008	TE Connectivity	
DIMENSIONS: mm	CHK C. RITTER 02MAY2008	NAME RECEPTACLE ASSEMBLY, 5 PAIR, 10 COLUMN TinMan 85 OHM	
TOLERANCES UNLESS OTHERWISE SPECIFIED: 0 PLC ±; 1 PLC ±; 2 PLC ±; 3 PLC ±; 4 PLC ±; ANGLES ±;	APVD		
	PRODUCT SPEC 108-2303-1		
	APPLICATION SPEC 114-13243	SIZE A1 / CAGE CODE 00779 / DRAWING NO C-1934932	RESTRICTED TO -
MATERIAL 1	WEIGHT -		
FINISH 2	CUSTOMER DRAWING	SCALE 6:1 / SHEET 1 OF 1	REV A

4805 (3/11)