


specifications

Stainless steel faceplates shall be 2, 4 and 6 port single gang and 4, 8 and 10 port double gang configurations. Each faceplate shall accept copper and fiber modules that snap in and out. Faceplates shall be flush mounted for clean look. Stainless steel material shall be riveted to a high impact ABS backing to provide a durable faceplate with brush finish.



MINI-COM® Stainless Steel Faceplates

technical information

Faceplate dimensions:	Single gang H x W x L = 0.22 x 2.75 x 4.50in. (5.6 x 69.8 x 114.3mm) Double gang H x W x L = 0.22 x 4.60 x 4.50in. (5.6 x 116.8 x 114.3mm)
Mounting options:	Screw holes spaced for single and double gang openings; works with <i>PANDUIT</i> ® wall board adapters, single gang (MWBA1) and double gang (MWBA-2G)
Number of ports:	2, 4, 6, 8 and 10 module spaces
Color options:	Stainless steel
Packaging:	Supplied with two or four 1" long #6-32 slotted/Phillips pan head stainless steel screws. Faceplates packaged 1 per bag, 10 per box

key features and ...benefits

Modularity	Accepts all <i>Mini-Com</i> modules; individual modules snap in and out
Flush mounting	Clean look and feel
Durable	Impact resistant for light industrial environments

applications

Mini-Com Stainless Steel Faceplates are ideal for use in hospitals, laboratories, institutions, school and office environments. The faceplates, with their clean look and feel, work with most standard single and double

gang electrical boxes. The faceplates also work well with wall board adapters and raceway mounting brackets. Labeling the stainless steel faceplates is easy with adhesive modular labels.

Single Gang Faceplates

2 module space:	CFP2S
4 module space:	CFP4S
6 module space:	CFP6S

Double Gang Faceplates

4 module space:	CFP4S-2G
8 module space:	CFP8S-2G
10 module space:	CFP10S-2G

Modules

Category 6:	CJ688T3**
Category 5e:	CJ5E88T**
Fiber multimode prepolished:	FJJSMM5CEI
Fiber singlemode:	FJGS9CBU
<small>Additional modules are available, please consult catalog</small>	

Adhesive Labels

LS3E:	L3EFPL2-WH
Laser and ink jet:	JLEFPS-1
Dot matrix:	EFPL-1

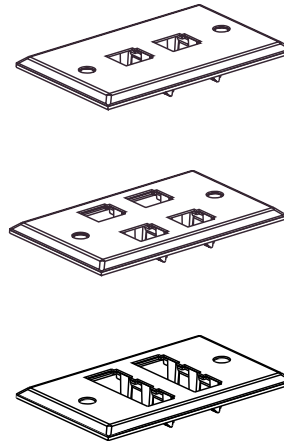
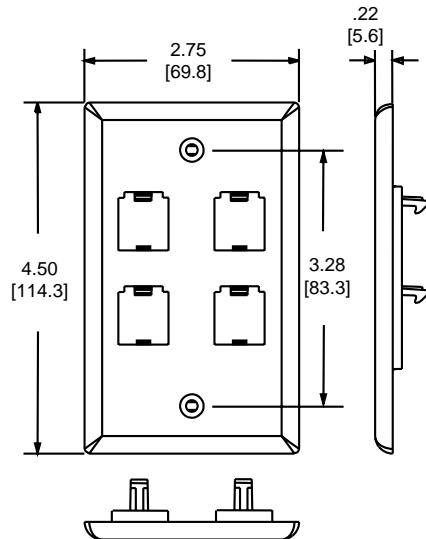
** Color Substitution:	
IW	= Off White
EI	= Electrical Ivory
IG	= International Gray
WH	= White
BL	= Black
OR	= Orange
RD	= Red
BU	= Blue
GR	= Green
YL	= Yellow
VL	= Violet

installer tip

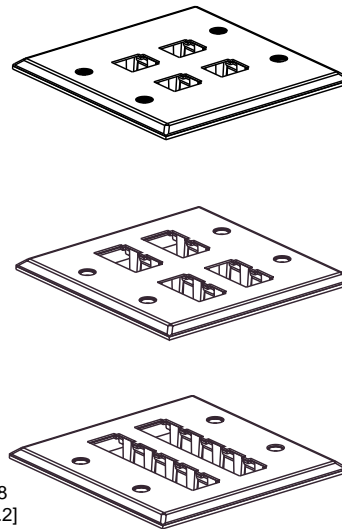
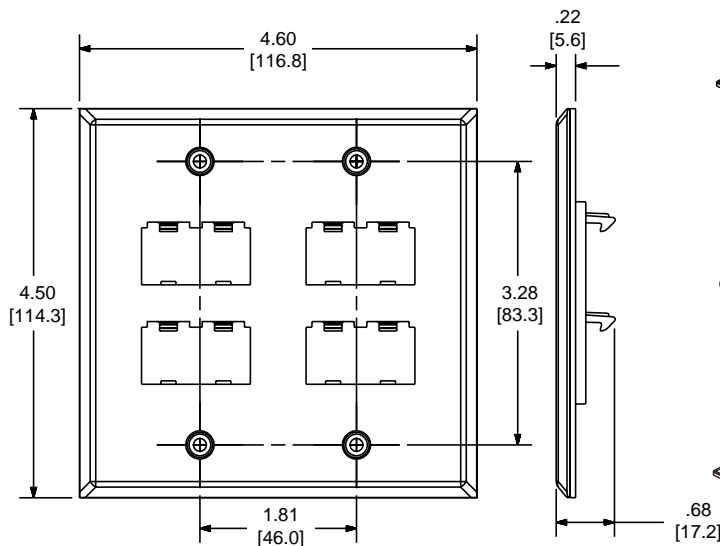
CFP4S & CFP6S
May not fit in some electrical boxes, check your box dimensions.
(will fit 1.9"W x 2.0"H)

MINI-COM® Stainless Steel Faceplates

2, 4, and 6 Module Space Single Gang Faceplates



4, 8 and 10 Module Space Double Gang Faceplates



Dimensions are in inches (Dimensions in parentheses are metric)

Our products are warranted to be free from defects in material and workmanship at the time of sale but our obligation under this warranty is limited to the replacement of any product proved to be defective within 6 months (for product) or 90 days (for tools) from the date of delivery. Tool warranty is void if Panduit tools are modified, altered or misused in any way. Use of Panduit tooling with any product other than the specified Panduit products for which the tool was designed, constitutes misuse. Before using, user shall determine the suitability of the product for his intended use and user assumes all risk and liability whatsoever in connection therewith.

This warranty is made in lieu of and excludes all other warranties, expressed or implied. THE IMPLIED WARRANTIES OF MERCHANTABILITY AND FITNESS FOR A PARTICULAR USE ARE SPECIFICALLY EXCLUDED. Neither seller nor manufacturer shall be liable for any other injury, loss or damage whether direct or consequential, arising out of the use of, or the inability to use, the product. The information contained in this literature is based on our experience to date and is believed to be reliable. It is intended as a guide for use by persons having technical skill at their own discretion and risk. We do not guarantee favorable results or assume any liability in connection with its use. Dimensions contained herein are for reference purposes only. For specific dimensional requirements consult the factory. This publication is not be taken as a license to operate under, or a recommendation to infringe any existing patents. This supersedes and voids all previous literature, etc.



WORLD HEADQUARTERS
PANDUIT CORP.
Tinley Park, Illinois, USA
Phone: 888-506-5400, ext. 6914
708-532-1800, ext. 6914
Fax: 708-460-2897
Email: info@panduit.com
Internet: www.panduit.com/ngc

**For Pricing and Further Information —
Contact your local authorized
PANDUIT PAN-NET™ Distributor or Sales Office**

PANDUIT CANADA
Div. of PANDUIT CORP.
Markham, Ontario
Phone: 905-475-6922

EUROPEAN HEADQUARTERS
PANDUIT EUROPE LTD.
London, UK
Phone: 44(0) 208-601-7200

ASIAN HEADQUARTERS
PANDUIT SINGAPORE PTE. LTD.
Republic of Singapore
Phone: (65) 379 6700

PANDUIT CORP.
Japan Branch
Phone (81) (3) 3767-7011

PANDUIT MEXICO/LATIN AMERICA
& CARIBBEAN
Phone: (52) 3 666-2501

PANDUIT (AUST.) PTY. LTD.
Phone: (61) 3-9794 9020