THIS DRAWING IS UNPUBLISHED. RELEASED FOR PUBLICATION -,- .
© COPYRIGHT - By - ALL RIGHTS RESERVED.

LOC	DIST
H	—

REVISIONS

P	LTR	DESCRIPTION	DATE	DWN	APVD
	A1	ECR-16-005009	06APR2016	TB	BvH

NOTES:
Tolerances cable lengths:

0m to 0.5m	+30mm
0.5m to 1.0m	+50mm
1.0m to 3.0m	+100mm
< 3.0m	+1.5%

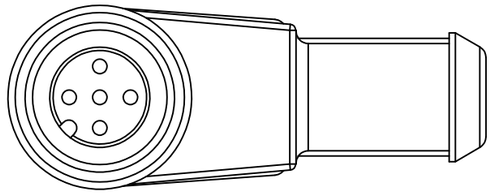

VIEW 'A'



Contact Layout
Female

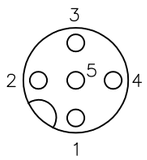

Schematic diagram



PVC CABLE	
No./diameter of wires	5 x 0.34 mm²
Wire isolation	PVC (br, wh, bl, bk, gnye)
C-track properties	
Jacket	PVC (UL/CSA)
Outer diameter	approx. 5.2 mm
Bend radius (moving)	10 x outer diameter
Temperature range (fixed)	-30...+80 °C
Temperature range (mobile)	-5...+80 °C

TECHNICAL DATA	
Operating voltage	max. 125 V AC/DC
Operating current per contact	max. 4 A
Locking of ports	Screw thread M12 x 1 mm (recommended torque 0.6 Nm) self-securing
Protection	IP65 and IP67 when plugged and screwed down (EN 60529)

PUR CABLE	
No./diameter of wires	5 x 0.34 mm²
Wire isolation	PP (br, wh, bl, bk, gnye)
C-track properties	yes
Jacket	PUR (UL/CSA)
Outer diameter	approx. 5.0 mm
Bend radius (moving)	10 x outer diameter
Temperature range (fixed)	-50...+80 °C
Temperature range (mobile)	-25...+80 °C

	LENGTH"L"	MATERIAL	JACKET COLOR	TE PN	DESCRIPTION	ITEM
5 pos	10mtr	PVC	Black	1-2273089-4	5x22AWG PVC 10.0m	8
	5mtr			1-2273089-3	5x22AWG PVC 5.0m	7
	3mtr			1-2273089-2	5x22AWG PVC 3.0m	6
	1.5mtr			1-2273089-1	5x22AWG PVC 1.5m	5
5 pos	10mtr	PUR	Black	2273089-4	5x22AWG PUR 10.0m	4
	5mtr			2273089-3	5x22AWG PUR 5.0m	3
	3mtr			2273089-2	5x22AWG PUR 3.0m	2
	1.5mtr			2273089-1	5x22AWG PUR 1.5m	1

THIS DRAWING IS A CONTROLLED DOCUMENT.

DIMENSIONS: mm

TOLERANCES UNLESS OTHERWISE SPECIFIED:
0 PLC ± -
1 PLC ± -
2 PLC ± -
3 PLC ± -
4 PLC ± -
ANGLES ± -

MATERIAL -
FINISH -

DWN SATHISH KUMAR .G 26NOV2013
CHK B.VELDHOVEN 26NOV2013
APVD A.VAN ZANDVOORT 26NOV2013
PRODUCT SPEC —
APPLICATION SPEC —
WEIGHT 0

TE Connectivity

NAME
M12 X 1.0 ANGLED SOCKET PIGT A
-
-

SIZE	CAGE CODE	DRAWING NO	RESTRICTED TO
A3	00779	C-2273089	—

CUSTOMER DRAWING
SCALE NTS
SHEET 1 OF 1
REV A1