





HW-15-08-G-S-335-SM



HW-25-15-L-D-474-SM-A



(2.54 mm) .100"

HW SERIES

FLEXIBLE .025" SQ BOARD STACKERS

Mates with:

SSW, SSQ, ESW, ESQ, CES, SLW, BSW, BCS, SSM, IDSS, IDSD, HLE, PHF, SMSD, SMSS

SPECIFICATIONS

For complete specifications and recommended PCB layouts see www.samtec.com?HW-SM

Insulator Material:

Top: Natural LCP
Bottom: Black LCP

Terminal Material:

Phosphor Bronze

Plating:

Au or Sn over

50µ" (1.27 µm) Ni

Operating Temp Range:

-55°C to +125°C with Gold

-55°C to +105°C with Tin

RoHS Compliant:

Yes

Processing:

Lead-Free Solderable:

Yes

SMT Lead Coplanarity:

(0.15 mm) .006" max

RECOGNITIONS

For complete scope of recognitions see www.samtec.com/quality



FILE NO. E111594 FILE NO. 99071_0_000

ALSO AVAILABLE (MOQ Required)

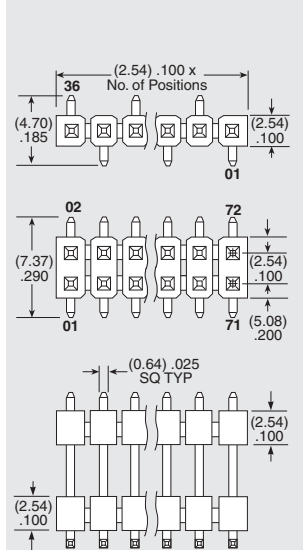
- Other platings
- Locking Clip (Manual placement required) available with double row -SM Contact Samtec.

Note: For added mechanical stability, Samtec recommends mechanical board spacers be used in applications with gold or selective gold plated connectors. Contact ipg@samtec.com for more information.

Note: This Series is non-standard, non-returnable.

HW	NO. PINS PER ROW	LEAD STYLE	PLATING OPTION	ROW OPTION	STACKER HEIGHT	SM	OTHER OPTIONS
-----------	-------------------------	-------------------	-----------------------	-------------------	-----------------------	-----------	----------------------

02 thru 36



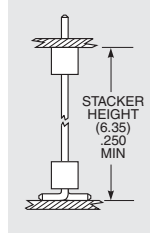
Specify LEAD STYLE from chart

LEAD STYLE	OAL (SMT)
-08	(11.81) .465
-09	(16.89) .665
-10	(19.43) .765
-11	(21.97) .865
-12	(24.51) .965
-15	(14.35) .565
-16	(9.65) .380
-17	(10.54) .415
-20	(27.05) 1.065

- S
= Single Row

- D
= Double Row

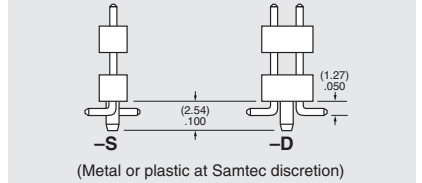
- "XXX"
= Stacker Height



- "XXX"
= Polarized

Specify omitted pin position

- A
= Alignment Pin



-TR
= Tape & Reel Packaging (27 positions Max.)
(Not Available on Lead Styles 10, 11, 12 & 20)

-F
= Gold flash on contact, Matte Tin on tail

-L
= 10µ" (0.25 µm) Gold on contact area of longer tail, Matte Tin on tail

-G
= 10µ" (0.25 µm) Gold on contact area of longer tail, Gold flash on balance

-T
= Matte Tin