




(1,27mm) .050"


ZML SERIES

ZML-125-53-G-D-795-SM

ZML-125-04-G-D



ZML-110-03-G-D



ZML-113-54-G-D-650-SM

SHROUDED ELEVATED STACKER

SPECIFICATIONS

For complete specifications and recommended PCB layouts see www.samtec.com?ZML

Insulator Material:
Black LCP



Terminal Material:
Phosphor Bronze

Plating:
Au or Sn over 50µ" (1,27µm) Ni



Current Rating:
1A

Operating Temp Range:
-55°C to +105°C with Tin;
-55°C to +125°C with Gold

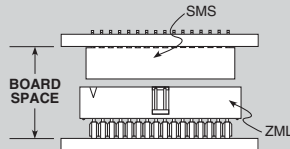
RoHS Compliant:
Yes

Processing:
Lead-Free Solderable:
Yes

SMT Lead Coplanarity:
(0,10mm) .004" max (05-20)
(0,15mm) .006" max (25-40)

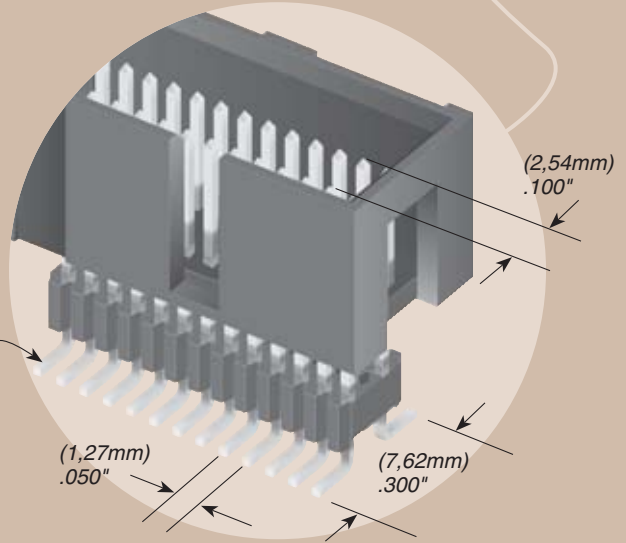
Mates with:
SMS, RSM

APPLICATIONS



APPLICATIONS	BOARD SPACE
ZML Style -01 mated with SMS	(13,72) .540
ZML Style -02 mated with SMS	(15,11) .595
ZML Style -03 mated with SMS	(17,53) .690
ZML Style -04 mated with SMS	(20,57) .810

Surface Mount or Through-hole



ZML - 1 NO. PINS PER ROW - LEAD STYLE - PLATING OPTION - D - BODY HEIGHT - TAIL STYLE

05, 08, 10, 13, 17, 20, 25, 30, 32, 36, 40
(Call Samtec for other sizes)

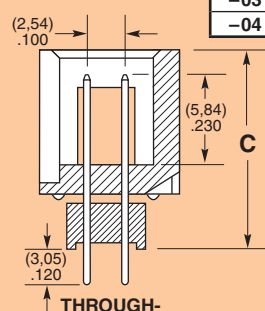
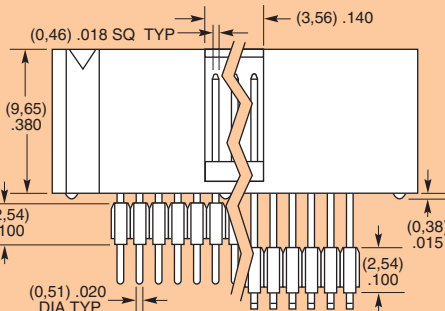
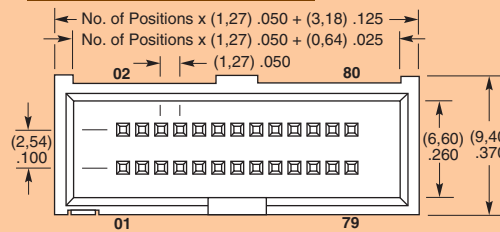
Specify LEAD STYLE from chart

-L = 10µ" (0,25µm)
Gold on post, Matte Tin on tail

-G = 10µ" (0,25µm)
Gold on post, Gold flash on tail

(Leave blank for Through-hole)
- "XXX"
= -SM Body Height (Specify board space "B" in inches from lead style charts.)

(Leave blank for Through-hole)
-SM = Surface Mount



THROUGH-HOLE	
LEAD STYLE	BODY HEIGHT (C)
-01	(12,83) .505
-02	(14,22) .560
-03	(16,64) .655
-04	(19,69) .775

SURFACE MOUNT		
LEAD STYLE	POST HEIGHT (A)	BODY HEIGHT (B)
-53	(3,05) .120	(13,46) to (20,19) .530 to .795
-54	(5,84) .230	(13,46) to (17,40) .530 to .685

Note: Other Gold plating options available. Contact Samtec.

Note: This Series is non-standard, non-returnable.

Due to technical progress, all designs, specifications and components are subject to change without notice.

WWW.SAMTEC.COM