SYMBOL DEFINITION			MISSING NUMBERS
THE NUMBER INSIDE THE SYMBOL ( ) CORRESPONDS TO THE NUMBER ON THE INSPECTION REPORT FOR THIS DRAWING/PART NUMBER	TOTAL NO. OF SYMBOLS ON DRAWING	13	
	LAST NO. USED	13	

DWG STATUS					ZONE	REVISION HISTORY	AUTH	DR	APVD	APVD 2
DATE	STS	REV	N/P	CHG						
20DE99	R	01	-	-	-	CLEARED REV COLUMN; ALL PARTS - REDRAWN TO PD	990009	APV	RMM	GO
20DE99	R	02	-	-	-	15J58823 - RELEASED	990005	APV	RMM	GO
01NOV2	R	03	-	-	-	ALL PARTS - ADDED NOTES (2 PLCS),REVISED MAT'L SPEC	230540	JFN	JTO	GO
03APO3	R	04	-	-	-	ALL PARTS - ADDED NOTE	239388	JAN	JAN	EM
06APO6	R	05	-	-	-	15J58823 - OBSOLETE	278490	JOA	JAW	EEM

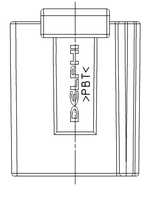

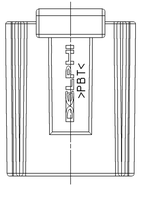

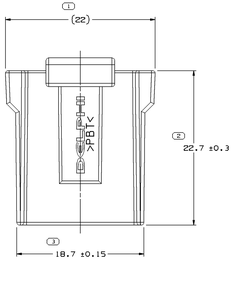

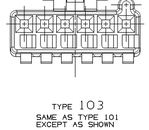

TYPE 103
SAME AS TYPE 101
EXCEPT AS SHOWN

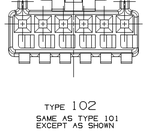

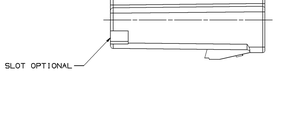

TYPE 102
SAME AS TYPE 101
EXCEPT AS SHOWN

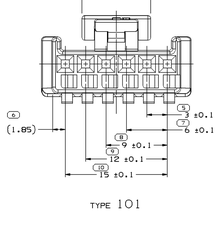

TYPE 101

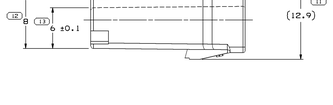

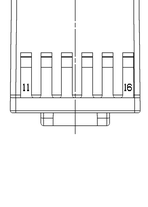

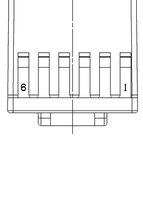

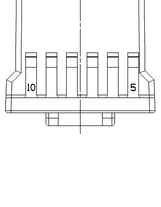

NOTES

1. UNLESS OTHERWISE SPECIFIED AND/OR INDICATED:

   DIMENSIONS ARE TO FACE OF VIEW SHOWN AND AUTOMATICALLY ROUNDED BY COMPUTER FOR INSPECTION (SEE MATH MODEL FOR PRECISE DIMENSIONS). FOR ALL OTHER DIMENSIONS NOT SHOWN BUT REQUIRED FOR TOOL BUILD, SEE MATH MODEL FOR PRECISE TOOL PATH DATA.

2. THIS PART ACCEPTS THE FOLLOWING COMPONENTS OR EQUIVALENT:

   CONNECTOR POSITION ASSURANCE LOCK 12084989
   CAVITIES 5 & 10 TO ACCEPT 12089649 TERMINAL OR EQUIVALENT.
      MAX. INSULATION CRIMP MUST BE LESS
      THAN 3.55 HIGH AND 4.6 WIDE
      MAX CABLE O. D. 3.53
   ALL CAVITIES TO ACCEPT 12089660 TERMINAL OR EQUIVALENT.
      MAX. INSULATION CRIMP MUST BE LESS
      THAN 2.3 HIGH AND 4.6 WIDE
      MAX CABLE O.D. 2.4
      REFER TO ESA-605 FOR CRIMP DIMENSIONS.

3. BUTTON LOCKS MUST BE CLOSED (LOCKED) UPON COMPLETION OF HARNESS BUILD, SINCE THESE FUNCTION AS THE TPA FOR THE PARTS.

4. MATERIAL RECYCLING CODE PER ISO 11469. (0.7) X (0.2) RAISED CHARACTERS AS SHOWN TO BE LOCATED ON ANY EXTERIOR SURFACE. OPTIONAL CONSTRUCTION TO BE NO MATERIAL RECYCLING CODE.

5. (0.7)X(0.2) RAISED DELPHI CORPORATE BRAND TO BE LOCATED ON ANY EXTERIOR SURFACE, PREFERABLY VISIBLE AT FINAL ASSEMBLY. OPTIONAL CONSTRUCTION TO BE "PBD" OR NO LOGO.

PART NO	REV	N/P	STATUS	MATERIAL SPECIFICATION AND COLOR	TYPE	MATING CONNECTOR	VOLUME
15J58823	G1	AC	OBSOLETE	M46/95007 PBT-GRN	101	12040952	1.785
12065942	D4			M46/95001 PBT-NAT	103	12059114	1.682
12047529	E4			M46/95003 PBT-GRA	102	12047532	1.697
12040953	J4			M46/95002 PBT-BLK	101	12040952	1.785

DRAWING NUMBER							
12048251							
SIZE	SCALE	FRAME NO	SHEET NO	SHEETS	REV	N/P	
A1x3	5:1	2 OF 2	1 OF 1	R	05	-	

SYMBOLS ENCLOSED IN ( ) INDICATE REFERENCE DIMENSION, NO 4D TOLERANCE LIMITS ARE ESTABLISHED	
(2) PROCESS SENSITIVE DIMENSION	

DIMENSIONAL RANGE (MM)											
FROM	0	3	6	30	120	315	1000	2000	4000	7200	
TO	3	6	30	120	315	1000	2000	4000	7200	10000	
TOLERANCE UNLESS OTHERWISE SPECIFIED											
±0.15	±0.2	±0.3	±0.4	±0.5	±0.6	±0.8	±1	±1.2			
MODULE TOLERANCE ±0.1											

DRAWN BY	DATE
APVD1 A. PALOMINO	20DE99
APVD2 R. MOYSEN M.	21DE99
APVD3	
APVD4	
APVD5	

SUBSTANCES OF CONCERN AND RECYCLED CONTENT PER DELPHI (DPVPO)

MATERIAL
SEE CHART

REFERENCE

DRAWING NAME
TAXI CONN F WIC/P 100

DRAWING NUMBER							
12048251							
SIZE	SCALE	FRAME NO	SHEET NO	SHEETS	REV	N/P	
A1x3	5:1	1 OF 2	1 OF 1	R	05	-	

THIRD ANGLE PROJECTION

DO NOT SCALE

USE MATH DATA

DELPHI
DELPHI PACKARD ELECTRIC SYSTEMS
WARREN, OH

DWG TYPE
PART DRAWING

STYLE

VOLUME (CM³)
SEE CHART

SIZE
D

UNLESS OTHERWISE SPECIFIED
THIS DOCUMENT IS IN ACCORDANCE WITH ASME Y14.100-1998 AS CONTROLLED BY DELPHI SUPERSEDING THE ASME Y14.5M-1994 WITH THE EXCEPTION OF THE TOLERANCE AND MATERIAL STORE ONLY BOX. THE FOLLOWING ITEMS ARE NOT CONTROLLED BY THIS DOCUMENT: DRAWING TO DRAWING CONVERSION UNCERTAINTY OF LOCATING TOLERANCES, DRAWING TO MATH DATA UNCERTAINTY, AND SURFACE DEPARTURES, DEVIATION OF FORM MATERIALS.
ALL DIMENSIONS ARE IN MILLIMETERS

12048251

1 OF 1

Mouser Electronics

Authorized Distributor

Click to View Pricing, Inventory, Delivery & Lifecycle Information:

Delphi Connection Systems:

12040953-B