■ Examples Type 10E□□□L

[Dimensions in mm]
(not to scale)

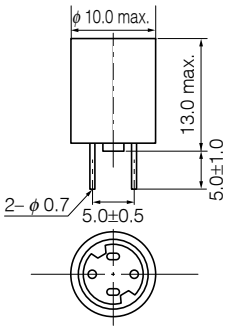

Recommended PWB
piercing plan

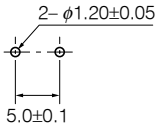

Connection Schematic

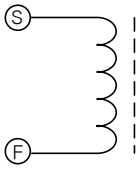

Part No.	Inductance (μH)	Tolerance (%)	Test Freq. (kHz)	RDC.(Ω) [at 20˚C] (Tol.±20 %)	*IDC. [at 20˚C] (A)max.
ELC10E3R9L	3.9	±20	10	0.024	2.90
ELC10E4R7L	4.7			0.027	2.80
ELC10E5R6L	5.6			0.030	2.70
ELC10E6R8L	6.8			0.032	2.60
ELC10E8R2L	8.2			0.035	2.50
ELC10E100L	10.0			0.038	2.40
ELC10E120L	12.0			0.040	2.30
ELC10E150L	15.0			0.046	2.20
ELC10E180L	18.0			0.049	2.10
ELC10E220L	22.0	±15		0.056	2.00
ELC10E270L	27.0			0.062	1.90
ELC10E330L	33.0			0.068	1.80
ELC10E390L	39.0			0.074	1.70
ELC10E470L	47.0			0.098	1.50
ELC10E560L	56.0			0.120	1.30
ELC10E680L	68.0	±10		0.150	1.20
ELC10E820L	82.0			0.190	1.00
ELC10E101L	100.0			0.210	0.96
ELC10E121L	120.0			0.240	0.92
ELC10E151L	150.0			0.260	0.83
ELC10E181L	180.0			0.290	0.74
ELC10E221L	220.0			0.410	0.64
ELC10E271L	270.0			0.590	0.54
ELC10E331L	330.0			0.660	0.52
ELC10E391L	390.0			0.720	0.50
ELC10E471L	470.0			0.800	0.45
ELC10E561L	560.0			1.100	0.41
ELC10E681L	680.0			1.200	0.37
ELC10E821L	820.0			1.600	0.33
ELC10E102L	1000.0			1.800	0.31
ELC10E122L	1200.0			2.000	0.29
ELC10E152L	1500.0			2.800	0.26
ELC10E182L	1800.0			3.200	0.23
ELC10E222L	2200.0			3.600	0.20
ELC10E272L	2700.0			5.200	0.18
ELC10E332L	3300.0			5.900	0.17
ELC10E392L	3900.0			6.500	0.16
ELC10E472L	4700.0			9.600	0.14
ELC10E562L	5600.0			10.800	0.12
ELC10E682L	6800.0			11.900	0.11
ELC10E822L	8200.0			13.200	0.10

*Allowable DC Current:Smaller current value either when the inductance is -10 % or when the temperature has risen 45 degrees Celsius

Design, Specifications are subject to change without notice. Ask factory for technical specifications before purchase and/or use.
Whenever a doubt about safety arises from this product, please inform us immediately for technical consultation without fail.

■ Examples Type 12E□□□L

[Dimensions in mm]
(not to scale)

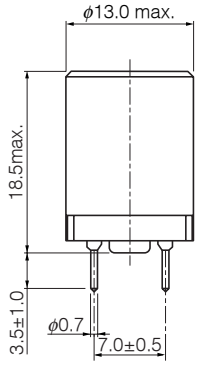

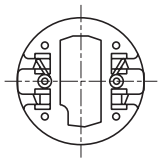

Recommended PWB
piercing plan

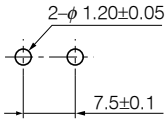

Connection Schematic

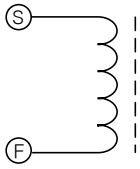

Part No.	Inductance (μH)	Tolerance (%)	Test Freq. (kHz)	RDC.(Ω) [at 20˚C] (Tol.±20 %)	*IDC. [at 20˚C] (A)max.
ELC12E4R7L	4.7	±25	10	0.014	4.40
ELC12E5R6L	5.6			0.016	4.10
ELC12E6R8L	6.8			0.018	3.90
ELC12E8R2L	8.2			0.020	3.70
ELC12E100L	10.0	±20		0.023	3.50
ELC12E120L	12.0			0.024	3.30
ELC12E150L	15.0			0.028	3.20
ELC12E180L	18.0			0.030	3.10
ELC12E220L	22.0	±10		0.033	2.80
ELC12E270L	27.0			0.037	2.50
ELC12E330L	33.0			0.041	2.40
ELC12E390L	39.0			0.044	2.20
ELC12E470L	47.0			0.048	2.00
ELC12E560L	56.0			0.053	1.80
ELC12E680L	68.0			0.073	1.70
ELC12E820L	82.0			0.098	1.40
ELC12E101L	100.0			0.140	1.30
ELC12E121L	120.0			0.160	1.20
ELC12E151L	150.0			0.180	1.10
ELC12E181L	180.0			0.200	1.00
ELC12E221L	220.0			0.220	0.91
ELC12E271L	270.0			0.320	0.83
ELC12E331L	330.0			0.360	0.79
ELC12E391L	390.0			0.400	0.70
ELC12E471L	470.0			0.440	0.64
ELC12E561L	560.0			0.490	0.57
ELC12E681L	680.0			0.610	0.52
ELC12E821L	820.0			0.760	0.47
ELC12E102L	1000.0			1.100	0.43
ELC12E122L	1200.0			1.200	0.40
ELC12E152L	1500.0			1.400	0.36
ELC12E182L	1800.0			1.900	0.32
ELC12E222L	2200.0			2.500	0.30
ELC12E272L	2700.0			3.500	0.26
ELC12E332L	3300.0			3.900	0.24
ELC12E392L	3900.0			4.300	0.22
ELC12E472L	4700.0			6.000	0.20
ELC12E562L	5600.0			6.600	0.17
ELC12E682L	6800.0			9.900	0.15
ELC12E822L	8200.0			10.900	0.14
ELC12E103L	10000.0			12.200	0.13

*Allowable DC Current:Smaller current value either when the inductance is -10 % or when the temperature has risen 45 degrees Celsius

Design, Specifications are subject to change without notice. Ask factory for technical specifications before purchase and/or use.
Whenever a doubt about safety arises from this product, please inform us immediately for technical consultation without fail.

■ Examples Type 15E□□□

[Dimensions in mm]
(not to scale)

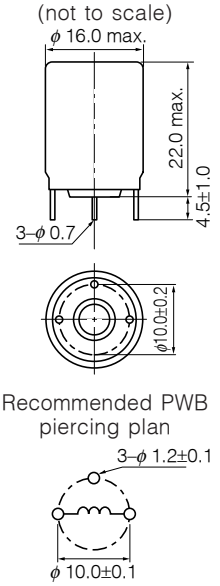

Part No.	Inductance (μH)	Tolerance (%)	Test Freq. (kHz)	RDC.(Ω) [at 20˚C] (Tol.±20 %)	*IDC. [at 20˚C] (A)max.
ELC15E100	10	±20	10	0.018	5.40
ELC15E180	18			0.024	4.50
ELC15E330	33	±10		0.032	4.00
ELC15E560	56			0.039	3.60
ELC15E101	100			0.053	3.00
ELC15E181	180			0.100	2.30
ELC15E331	330			0.170	1.60
ELC15E561	560			0.280	1.20
ELC15E102	1000			0.490	0.95
ELC15E182	1800			0.870	0.75
ELC15E332	3300			1.600	0.53
ELC15E562	5600			2.600	0.39
ELC15E103	10000			4.600	0.30

*Allowable DC Current:Smaller current value either when the inductance is -10 % or when the temperature has risen 45 degrees Celsius

■ Examples Type 18E□□□

[Dimensions in mm]
(not to scale)

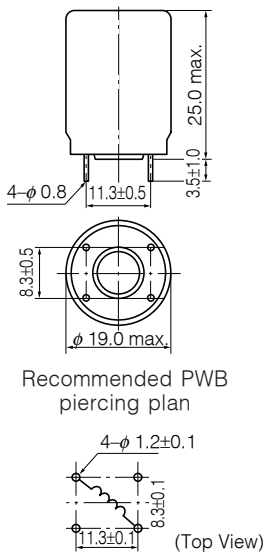

Part No.	Inductance (μH)	Tolerance (%)	Test Freq. (kHz)	RDC.(Ω) [at 20˚C] (Tol.±20 %)	*IDC. [at 20˚C] (A)max.
ELC18E100	10	±20	10	0.014	5.90
ELC18E180	18			0.019	5.20
ELC18E330	33	±10		0.026	4.60
ELC18E560	56			0.031	3.80
ELC18E101	100			0.044	3.00
ELC18E181	180			0.067	2.50
ELC18E331	330			0.110	1.90
ELC18E561	560			0.170	1.40
ELC18E102	1000			0.280	1.00
ELC18E182	1800			0.570	0.80
ELC18E332	3300			1.000	0.60
ELC18E562	5600			1.600	0.46
ELC18E103	10000			2.700	0.33

*Allowable DC Current:Smaller current value either when the inductance is -10 % or when the temperature has risen 45 degrees Celsius

Design, Specifications are subject to change without notice. Ask factory for technical specifications before purchase and/or use.
Whenever a doubt about safety arises from this product, please inform us immediately for technical consultation without fail.