

INTRODUCTION:

Adam Tech .050" HPH Series Pin Headers are fine pitched, low profile, PCB mounted pin headers intended for limited space applications or where overall size is a factor. Our specially tooled insulators and contacts offer consistent high quality through automated production processes. This series offers an extensive range of single, dual and stacked versions. Each is available in thru-hole PCB or SMT mounting with choice of tin, gold or selective gold plating.

FEATURES:

Single and Dual Row
Stacked, Thru-Hole and SMT mounting
Pin Header and Female Header sets
Lightweight and Compact
Hi Temp Insulator available
Choice of plating

MATING OPTIONS:

Mates with all industry standard .050" [1.27mm] pitch female headers designed for use with 0.4mm Sq. pins and Low profile receptacle

SPECIFICATIONS:

Material:

Standard Hi-Temp insulator: Nylon 6T or Nylon 46, rated UL94V-0
Insulator Color: Black

Contacts: Brass or Phosphor Bronze

Plating:

U = Gold flash over nickel underplate overall
SG = Gold flash over nickel underplate on contact area, tin over copper underplate on tails.
T = Tin over copper underplate overall

Electrical:

Operating voltage: 250V AC max.
Current rating: 1 Amp max
Contact resistance: 20 mΩ max. Initial
Insulation resistance: 5000 MΩ min.
Dielectric withstanding voltage: 1000V AC for 1 minute

Mechanical:

Mating durability: 500 Cycles min.

Temperature Rating:

Operating temperature: -40°C to +105°C
Soldering process temperature: 260°C

PACKAGING:

Anti-ESD plastic bags

APPROVALS AND CERTIFICATIONS:

UL Recognized & CSA Certified, File no. E224053

HI-TEMP
INSULATOR
AVAILABLE



OPTIONS:

Add designator(s) to end of part number


HT = Hi-Temp insulator for Hi-Temp soldering processes up to 260°C
(Add this option for thru-hole products only. All SMT products are manufactured with Hi-Temp insulators)

SMT = Dual Row Surface Mount leads with Hi-Temp insulator for Hi-Temp soldering processes up to 260°C

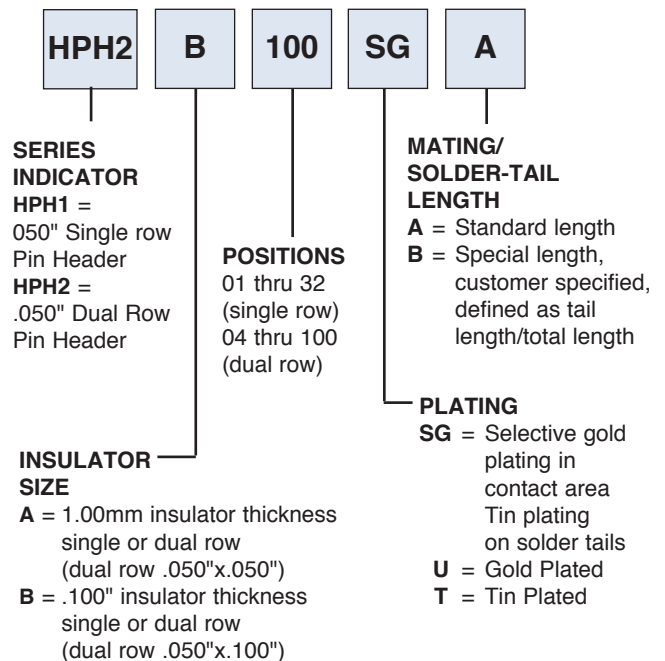
SMT-A = Single Row Surface Mount Leads Type A

SMT-B = Single Row Surface Mount Leads Type B

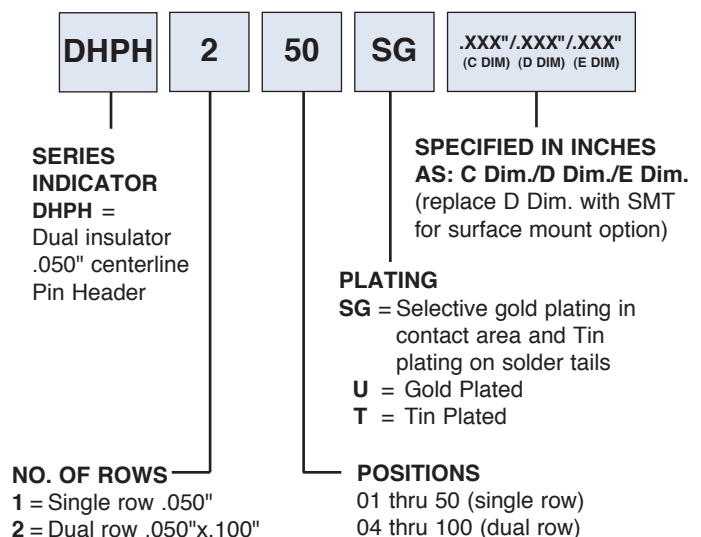
P = Optional locating peg

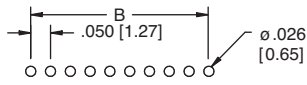
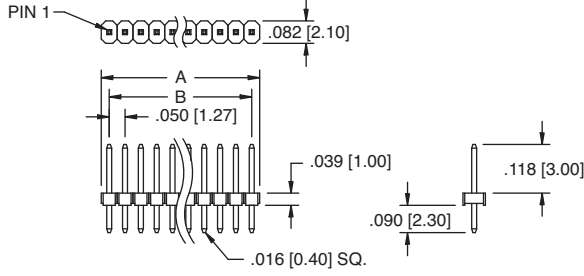

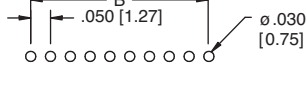
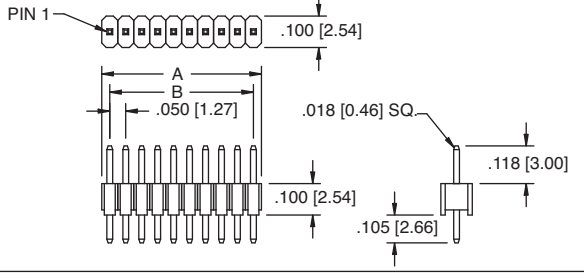

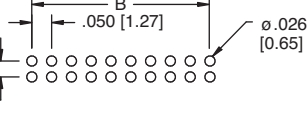
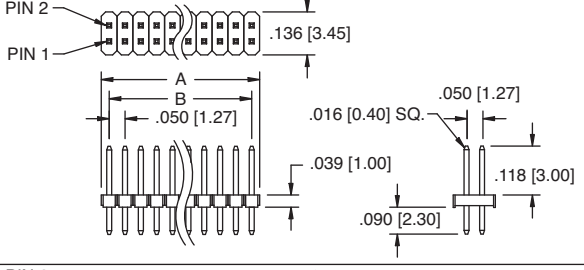

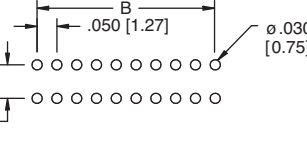
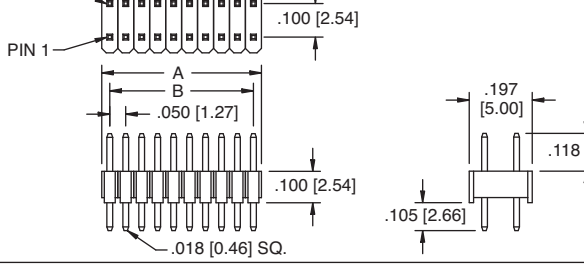

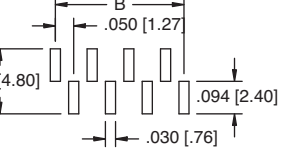
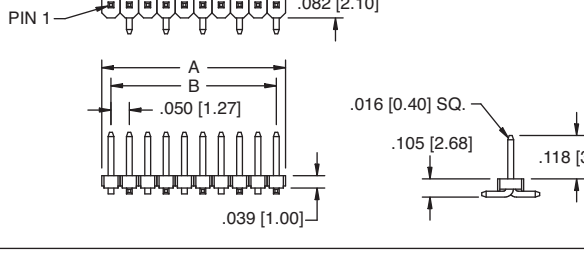

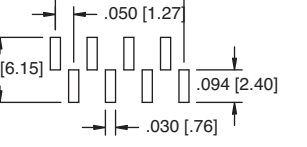
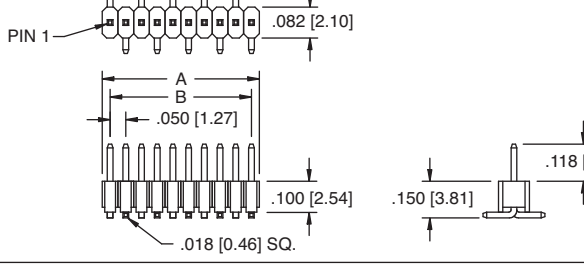



ORDERING INFORMATION



ORDERING INFORMATION



<p>A = .050 [1.27] X No. of Positions B = .050 [1.27] X No. of Spaces</p> <p>Recommended PCB Layout</p> 		<p>HPH1-A SINGLE ROW STRAIGHT WITH 1.00mm INSULATOR</p>  <p>HPH1-A-20-UA</p>
<p>A = .050 [1.27] X No. of Positions B = .050 [1.27] X No. of Spaces</p> <p>Recommended PCB Layout</p> 		<p>HPH1-B SINGLE ROW STRAIGHT WITH .100" INSULATOR</p>  <p>HPH1-B-20-UA</p>
<p>A = .050 [1.27] X No. of Positions per row B = .050 [1.27] X No. of Spaces</p> <p>Recommended PCB Layout</p> 		<p>HPH2-A DUAL ROW STRAIGHT WITH 1.00mm INSULATOR</p>  <p>HPH2-A-40-UA</p>
<p>A = .050 [1.27] X No. of Positions per row B = .050 [1.27] X No. of Spaces</p> <p>Recommended PCB Layout</p> 		<p>HPH2-B DUAL ROW STRAIGHT WITH .100" INSULATOR</p>  <p>HPH2-B-40-UA</p>
<p>A = .050 [1.27] X No. of Positions B = .050 [1.27] X No. of Spaces</p> <p>Recommended PCB Layout</p> 		<p>HPH1-A (SMT) SINGLE ROW STRAIGHT SMT WITH 1.00mm INSULATOR</p>  <p>HPH1-A-20-UA-SMT</p>
<p>A = .050 [1.27] X No. of Positions B = .050 [1.27] X No. of Spaces</p> <p>Recommended PCB Layout</p> 		<p>HPH1-B (SMT) SINGLE ROW STRAIGHT SMT WITH .100" INSULATOR</p>  <p>HPH1-B-20-UA-SMT</p>