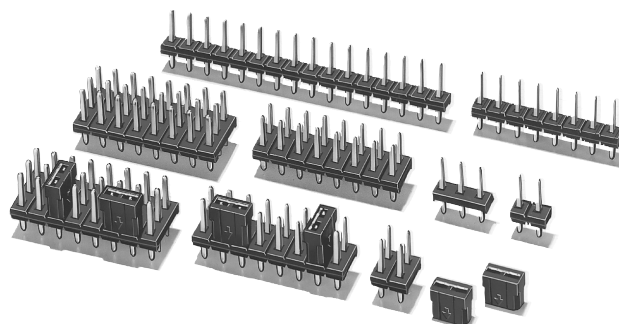




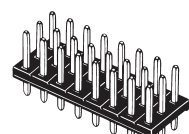



## Header Plugs / Jumpers

**XJ8/XG8S/XG8T****Low-profile Circuit Jumper Connectors**

- Low profiles of 5.8 mm (XJ8) and 6.8 mm (XG8S/T).
- 2.54-mm grid can be mounted horizontally or vertically.
- Chose from Single-row, Double-row or Triple-row Connectors.
- Designed for easy insertion and protection against accidental removal.
- Highly-reliable Jumper with 2-point contacts (XJ8A).
- All versions employ flame-resistant materials for base and housing.
- XJ8 Connectors conform to UL standards (file no. E103202) and CSA standards (file no. LR 62678).

**Header Plugs / Jumpers**

Model	XG8S	XG8T	XJ8B	XJ8C	XJ8D	XJ8A
Appearance	Single-row	Double-row	Single-row	Double-row	Triple-row	Jumper
						

**■ Ratings and Characteristics**

Item	Gold plating	Tin plating
Rated voltage	2 A	
Rated current	300 VAC	
Contact resistance	20 mΩ max. (at 20 mV, 100 mA max.)	
Insulation resistance	1,000 MΩ min. (at 500 VDC)	
Withstand voltage	750 VAC for 1 min (leakage current: 1 mA max.)	
Insertion force (See note.)	200 gf (1.96 N) max.	800 gf (7.85 N) max.
Removal force (See note.)	40 gf (0.39 N) min.	100 gf (0.98 N) min.
Insertion durability	50 times	20 times
Ambient temperature	Operating: – 55 to 105°C (with no icing)	

**Note:** Insertion and removal force are for the XJ8A.

**■ Materials and Finish**

Item	XJ8A	XJ8B/C/D	XG8S/T
Base	Fiber-glass reinforced PBT resin (UL94V-0)/black	Fiber-glass reinforced PPS resin (UL94V-0)/black	Fiber-glass reinforced PBT resin (UL94V-0)/black
Contacts	Phosphor bronze/nickel base, 0.15-μm gold plating	Brass/nickel base, 0.15-μm gold plating (See note.)	Brass/nickel base, 0.15-μm gold plating
	Phosphor bronze/nickel base, tin plating	---	Brass/nickel base, tin plating

**Note:** For non-standard plating, contact your OMRON representative.

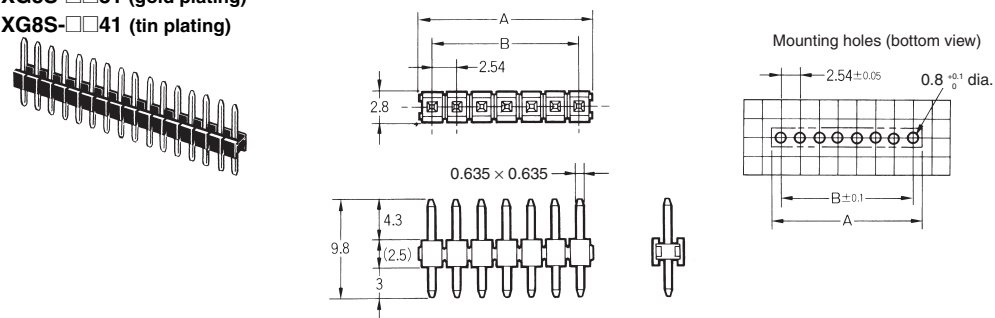
# XG8S / XG8T - Headers / Jumper Plugs

## Dimensions

### ■ XG8S - Single Row

XG8S-□□31 (gold plating)

XG8S-□□41 (tin plating)

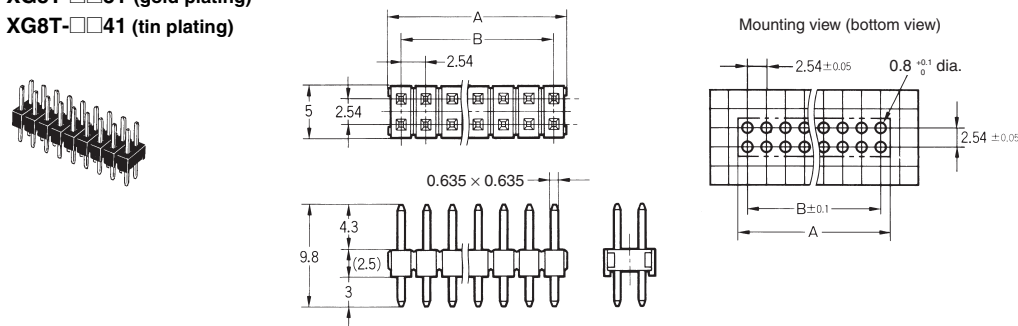


No. of contacts	Dimensions (mm)	
	A	B
2	5.1	2.54
3	7.6	5.08
4	10.2	7.62
6	15.2	12.70
8	20.3	17.78
16	40.6	38.10
18	45.7	43.18

### ■ XG8T - Double Row



XG8T-□□31 (gold plating)

XG8T-□□41 (tin plating)



No. of contacts	Dimensions (mm)	
	A	B
2	2.5	---
4	5.1	2.54
6	7.6	5.08
8	10.2	7.62
10	12.7	10.16
12	15.2	12.70
14	17.8	15.24
16	20.3	17.78
18	22.9	20.32
20	25.4	22.86

## Ordering Information

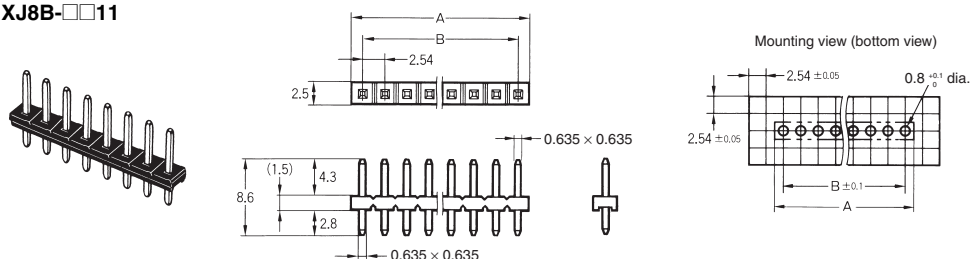
Model	XG8S (Single Row)		XG8T (Double Row)	
				
No. of contacts	Model (gold plating)	Model (tin plating)	Model (gold plating)	Model (tin plating)
2	XG8S-0231	XG8S-0241	XG8T-0231	XG8T-0241
3	XG8S-0331	XG8S-0341	---	---
4	XG8S-0431	XG8S-0441	XG8T-0431	XG8T-0441
6	XG8S-0631	---	XG8T-0631	XG8T-0641
8	XG8S-0831	XG8S-0841	XG8T-0831	XG8T-0841
10	---	---	XG8T-1031	XG8T-1041
12	---	---	XG8T-1231	XG8T-1241
14	---	---	XG8T-1431	XG8T-1441
16	XG8S-1631	XG8S-1641	XG8T-1631	XG8T-1641
18	XG8S-1831	---	XG8T-1831	XG8T-1841
20	---	---	XG8T-2031	XG8T-2041

# XJ8B/XJ8C/XJ8D - Low-profile Single-, Double-, and Triple-row Jumper Plugs

## Dimensions

### ■ XJ8B - Single Row

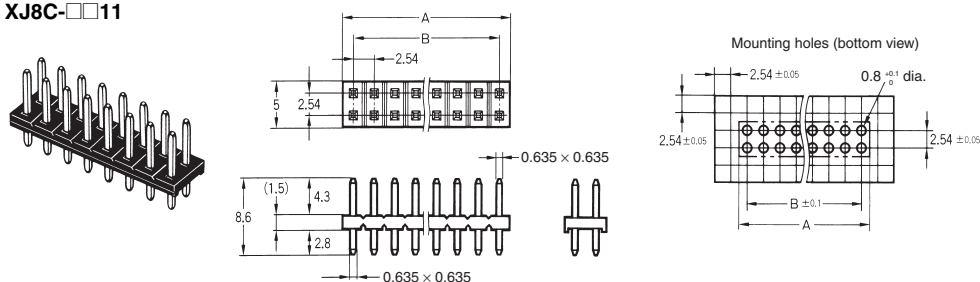
XJ8B-□□11



No. of contacts	Dimensions (mm)	
	A	B
2	5.1	2.54
3	7.6	5.08
4	10.2	7.62
8	20.3	17.78
16	40.6	38.10

### ■ XJ8C - Double Row

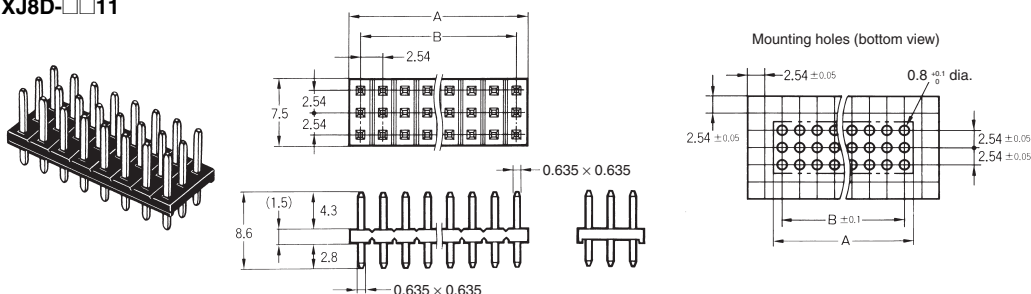
XJ8C-□□11



No. of contacts	Dimensions (mm)	
	A	B
2	2.5	---
4	5.1	2.54
6	7.6	5.08
8	10.2	7.62
10	12.7	10.16
12	15.2	12.70
14	17.8	15.24
16	20.3	17.78

### ■ XJ8D - Triple Row

XJ8D-□□11



No. of contacts	Dimensions (mm)	
	A	B
3	2.5	---
6	5.1	2.54
9	7.6	5.08
12	10.2	7.62
15	12.7	10.16
18	15.2	12.70
21	17.8	15.24
24	20.3	17.78

## Ordering Information

XJ8B (Single Row)		XJ8B (Double Row)		XJ8B (Triple Row)	
No. of contacts	Model (gold plated)	No. of contacts	Model (gold plated)	No. of contacts	Model (gold plated)
2	XJ8B-0211	2	XJ8C-0211	3	XJ8D-0311
3	XJ8B-0311	4	XJ8C-0411	6	XJ8D-0611
4	XJ8B-0411	6	XJ8C-0611	9	XJ8D-0911
8	XJ8B-0811	8	XJ8C-0811	12	XJ8D-1211
16	XJ8B-1611	10	XJ8C-1011	15	XJ8D-1511
		12	XJ8C-1211	18	XJ8D-1811
		14	XJ8C-1411	21	XJ8D-2111
		16	XJ8C-1611	24	XJ8D-2411

# XJ8A Jumper Socket

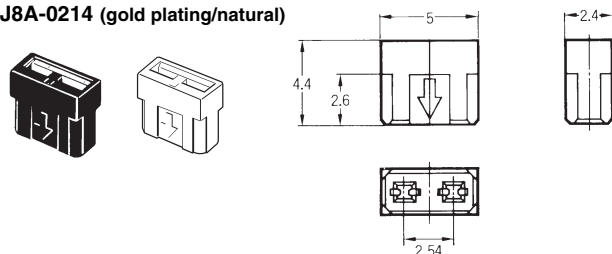
## Dimensions

### ■ XJ8A


XJ8A-0211 (gold plating/black)

XJ8A-0241 (tin plating/black)

XJ8A-0214 (gold plating/natural)



## Ordering Information

Appearance			
No. of contacts	Plating	Housing color	Model
2	Gold plating	Black	XJ8A-0211
	Tin plating	Black	XJ8A-0241
	Gold plating	Natural	XJ8A-0214

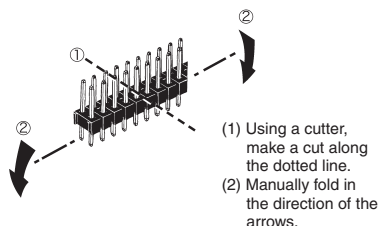
## Precautions

### ■ Correct Use

#### Dividing the XJ8 / XG8S / XG8T

The above mentioned models may have the number of terminals and rows reduced prior to pcb assembly, using the following method:

- Plugs can be easily cut along the V-groove. Using a Cutter, make a cut on the slot as indicated by the dotted line in the diagram. Then fold the Plug manually in the direction of the arrows.

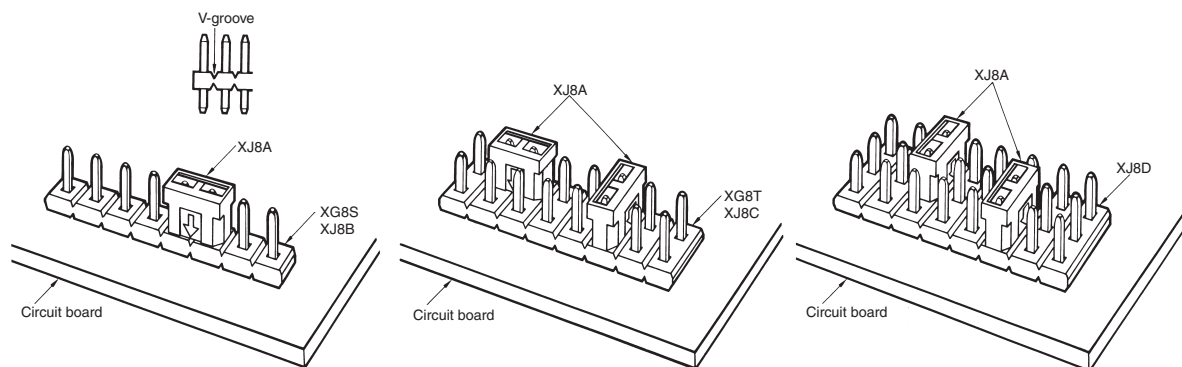



#### Automated Soldering Conditions (Jet Flow)

- Soldering temperature:  $250 \pm 5^{\circ}\text{C}$
- Continuous soldering time: Within 5 s

### Mounting Example

- Jumper Socket should be inserted so that the arrow points down.





All sales are subject to Omron Electronic Components LLC standard terms and conditions of sale, which can be found at [http://www.components.omron.com/components/web/webfiles.nsf/sales\\_terms.html](http://www.components.omron.com/components/web/webfiles.nsf/sales_terms.html)

**ALL DIMENSIONS SHOWN ARE IN MILLIMETERS.**

To convert millimeters into inches, multiply by 0.03937. To convert grams into ounces, multiply by 0.03527.

---

**OMRON**<sup>®</sup>

**OMRON ELECTRONIC  
COMPONENTS LLC**

55 E. Commerce Drive, Suite B  
Schaumburg, IL 60173

**847-882-2288**

**OMRON ON-LINE**

Global - <http://www.omron.com>

USA - <http://www.components.omron.com>