



FCIconnect.com

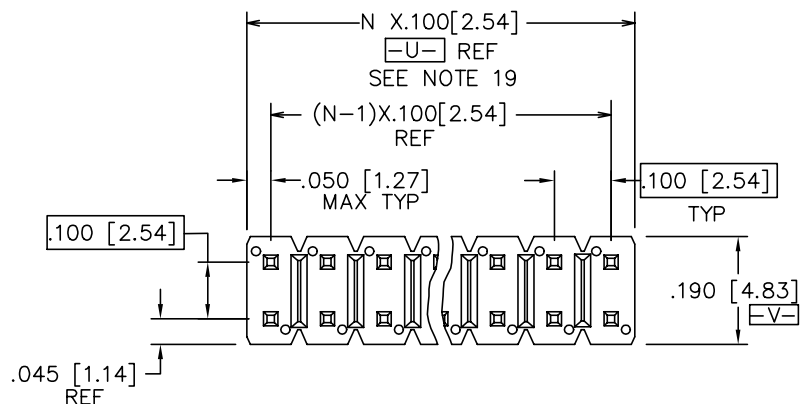
Copyright FCI

PRODUCT NUMBER
XXXXX-YYYHPLF

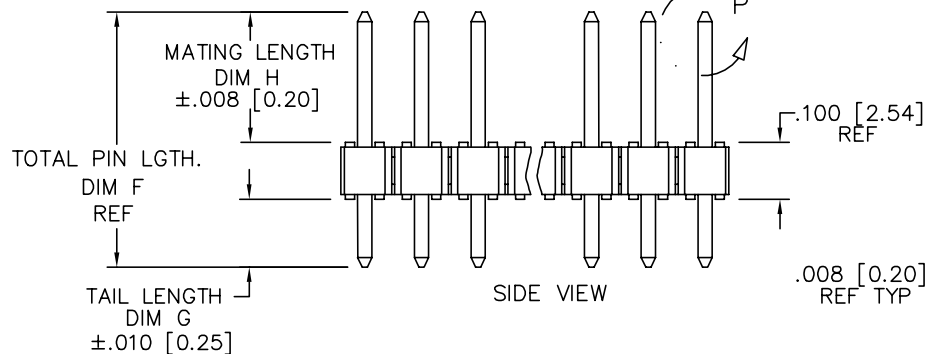
- LEAD FREE OPTION
SEE NOTE 1,13
- SPECIAL OPTIONS
SEE NOTE 1 OR 10
- HIGH TEMPERATURE PLASTIC
SEE NOTE 1
- NO OF
POSITIONS
SEE NOTE 1
- PIN PLATING
SEE SHEET 2
- BASE PART NO.

67996-X XX-XXX XXX LF

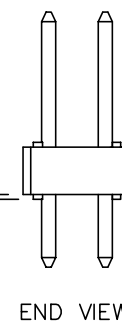
- TAIL LENGTH (EXAMPLE BELOW)
3.0mm=030 12.8mm=128
(SEE NOTE 16 & 17)
- MATING LENGTH (EXAMPLE BELOW)
5.0mm=050 25.5mm=255
(SEE NOTE 16 & 17)
- TOTAL NUMBER OF POSITIONS
FROM 2 (2X1) THRU 72 (2X36) POS.
- PIN PLATING (SEE NOTE 14)
1=0.76µm Au
4= PURE TIN
8=0.36µm Au
- BASE PART NO.
DOUBLE ROW



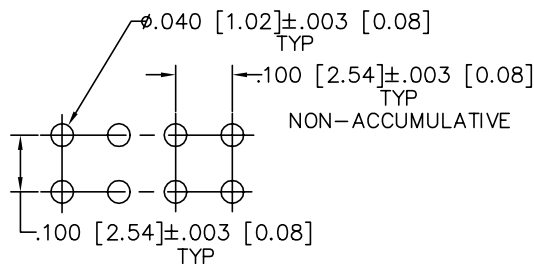
TOP VIEW



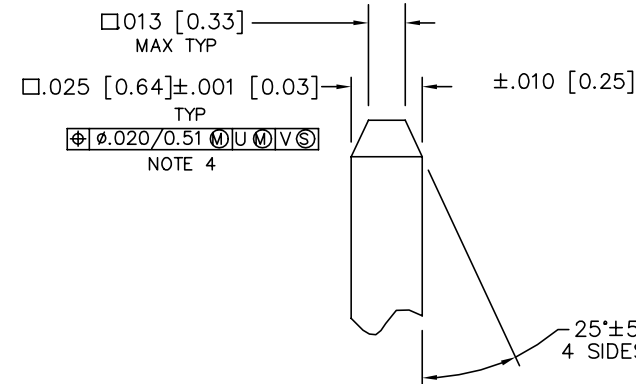
SIDE VIEW





END VIEW



RECOMMENDED HOLE PATTERN



DETAIL P
SCALE 5:1
TYP BOTH ENDS

mat'l. code				surface		tolerance		projection		product family			
NOTE 2 & 3				ISO 1302 ✓		ISO 406 ISO 1101				BERGSTIK			
ltr	ecn no	dr	date	tolerances unless otherwise specified				INCH/MM		title BERGSTIK II HEADER D/R .100/2.54cc STRAIGHT			
DF	N11-0180	J.Z	2011-05-31	angles	linear	.XXX±.01/.X±.3							
DG	ELX-N-13471	J.Z	2011-11-16			.XXX±.005/.XX±.13							
DH	ELX-N-16105	ZK	2013-10-22			.XXX±.0020/.XXX±.05							
				0°±2'				scale 2:1		dwg no 67996 type Product Customer Drawing			
				dr	T.BREWBAKER	12/21/94							
				enr	T.HANNA	12/21/94							
				chr	J.MURPHY	12/21/94							
				appd	T.HANNA	12/21/94				sheet 1 of 8		size	
										A3			
sheet index	revision sheet	DH	...	DH									
		1	...	8									

PIN PLATING CODES:	
XXXX-1YY	30u"/0.76u MIN (SEE NOTE 14) OVER 50u"/1.27u MIN Ni
XXXX-2YY	15u"/0.38u MIN (SEE NOTE 14) OVER 50u"/1.27u MIN Ni
XXXX-3YY	50u"/1.27u MIN (SEE NOTE 14) OVER 50u"/1.27u MIN Ni
XXXX-4YY	100u"/2.54u MIN Sn OVER 50u"/1.27u MIN Ni (SEE NOTE 15)
XXXX-4YYHLF	
XXXX-5YY	15u"/0.38u MIN (SEE NOTE 14) OVER 50u"/1.27u MIN Ni
XXXX-6YY	30u"/0.76u MIN (SEE NOTE 14) OVER 50u"/1.27u MIN Ni
XXXX-7YY	30u"/0.76u MIN (SEE NOTE 14) OVER 50u"/1.27u MIN Ni
XXXX-8YY	15u"/0.38u MIN (SEE NOTE 14) OVER 50u"/1.27u MIN Ni
XXXX-9YY	15u"/0.38u MIN (SEE NOTE 14) OVER 50u"/1.27u MIN Ni
XXXX-0YY	30u"/0.76u MIN (SEE NOTE 14) OVER 50u"/1.27u MIN Ni

NOTES

1. PART NUMBER OPTIONS:
PIN PLATING CODES (SEE ABOVE)


HIGH TEMPERATURE MATERIAL:

PART NUMBERS WITH AND WITHOUT "H" WILL BE SUPPLIED WITH HIGH TEMPERATURE PLASTIC.

NUMBER OF POSITIONS :

EVEN NUMBER OF POSITIONS FROM 2 (2X1) THROUGH 72 (2X36).
-X00H INDICATES BERGSTRIIP PRODUCT. SEE PAGE 3
FOR SPECIAL GEOMETRY OF THIS CONTINUOUS STRIP PRODUCT.
AUTOMATED REELS WILL CONTAIN 45,000 PINS.
SEE SPECIFIC PART NUMBERS FOR AVAILABILITY.

PACKAGING:

PACKAGED IN POLY BAGS.
EIGHT DIGIT PART NUMBERS FOLLOWED BY A "T" ARE PACKAGED
IN TUBES. SEE SPECIFIC PART NUMBERS FOR AVAILABILITY.
EIGHT DIGIT PART NUMBERS FOLLOWED BY A "G" ARE PACKAGED
IN GPAX FOR IBM ONLY. SEE SPECIFIC PART NUMBERS FOR AVAILABILITY.
PART NUMBERS FOLLOWED BY A "C" ARE PACKAGED IN TUBES
WITH A PICKUP CAP APPLIED.
EIGHT DIGIT PART NUMBERS FOLLOWED BY A "A" ARE PACKAGED 
IN TAPE/REEL WITH PICKUP CAP P/N 95730-003 APPLIED, PER BUS-14-345.



LEAD FREE:

ADD "HLF" SUFFIX AT THE END OF PART NUMBER FOR LEAD FREE
OPTION, NOT AVAILABLE FOR -5YY,-5YYH, -6YY & -6YYH

2. BODY MATERIAL:

BODY MATERIAL : MANUFACTURER'S OPTION OF NYLON, PCT GLASS FIBER
REINFORCED OR MINERAL FILLED LCP FLAME RETARDENT PER UL-94V-0.
COLOR: BLACK
BERGSTRIIP™ PRODUCED WITH HIGH TEMPERATURE LCP
THERMOPLASTIC, FLAME RETARDENT PER UL-94V-0.
COLOR: BLACK
PART NUMBERS WITH "H" AND WITHOUT SUFFIX WILL WITHSTAND EXPOSURE
TO 260° C PEAK TEMPERATURE FOR 20 SECONDS IN
WAVE SOLDER, INFRA-RED OR VAPOR PHASE SOLDER PROCESS.

3. PIN MATERIAL: PHOS BRONZE.
4. MEASURED WITH PART IN RESTRAINED CONDITION.
5. TWO SIDES OF PIN TIPS NOT PLATED. TYPICAL BOTH ENDS.
6. 2LBS/0.9KG MIN PIN RETENTION IN EITHER DIRECTION.
7. MILITARY BERGSTIK HEADER
P/N XXXXX-XY-MIL
NOT AVAILABLE.
8. ±.010/0.25 TOL APPLIES TO ALL "G" TAILS EXCEPT
INDICATED PARTS ON TABLE WHERE +.010/0.25 -.000/0.00
APPLIES.
9. NOTCH CONFIGURATION WILL VARY PER VENDOR'S DISCRETION.
10. BERGSTRIIP™ PART NUMBERS FOLLOWED BY
BY A "B" ARE BULK PRICED.
11. TAIL LENGTH (DIM. G) TO BE ±.008/.020.
12. POSITIONS PER ROW 37 TO 50 CAN BE PRODUCED,
BUT FLATNESS AND CURVATURE MAY NOT BE
HELD AS CLOSE AS 36 POSITIONS.
13. THESE PRODUCTS MEETS EUROPEAN UNION DIRECTIVES AND OTHER
COUNTRY REGULATION AS DESCRIBED IN GS-22-008.
14. PLATING OPTIONS:
PERFORMANCE PLATING WILL BE EITHER GOLD OR GXT ON POST OR TAIL,
OPTIONALLY (78~295u"/2~7.5u) TIN ON TAIL.
15. "THIS PRODUCT HAS 100% TIN PLATING IN THE INTERFACE AND
HAS NOT BEEN TESTED FOR WHISKER GROWTH IN ALL INTERCONNECT
ENVIRONMENTS."
16. THE OAL DON'T EXCEED 34.5mm
17. INCREMENTS BY 0.1mm IN LENGTHS ONLY
18. FOR SPECIAL PACKAGING REQUEST PLEASE CONTACT PRODUCT MANAGER FOR AVAILABILITY
19. TO DETERMINE DIMENSIONS:
N=NUMBER OF POSITION PER ROW
EXAMPLE: 10 POS. N X .100/2.54

mat'l. code NOTE 2 & 3				surface ISO 1302 ✓	tolerance ISO 406 ISO 1101	projection 	product family BERGSTIK
ltr	ecn	no	dr	date	tolerances unless otherwise specified	INCH/MM scale 2:1 	title BERGSTIK II HEADER D/R .100/2.54cc STRAIGHT
DG					angles linear XX±01/XX±3 XXX±0.005/XXX±.13 XXXX±0020/XXX±.05		
					0°±2'		
				dr	T.BREWBAKER	12/21/94	dwg no
				enr	T.HANNA	12/21/94	sheet 2 of 8
				chr	J.MURPHY	12/21/94	size
				appd	T.HANNA	12/21/94	A3
sheet	revision						type
index	sheet						Product Customer Drawing

Copyright FCI



FCIconnect.com

A

B

C

D

form: A3

1

2

3

4

5

6

7

8

9

10

11

12

13

14

15

16

17

18

19

20

21

22

23

24

25

26

27

28

29

30

31

32

33

34

35

36

37

38

39

40

41

42

43

44

45

46

47

48

49

50

51

52

53

54

55

56

57

58

59

60

61

62

63

64

65

66

67

68

69

70

71

72

73

74

75

76

77

78

79

80

81

82

83

84

85

86

87

88

89

90

91

92

93

94

95

96

97

98

99

100

101

102

103

104

105

106

107

108

109

110

111

112

113

114

115

116

117

118

119

120

121

122

123

124

125

126

127

128

129

130

131

132

133

134

135

136

137

138

139

140

141

142

143

144

145

146

147

148

149

150

151

152

153

154

155

156

157

158

159

160

161

162

163

164

165

166

167

168

169

170

171

172

173

174

175

176

177

178

179

180

181

182

183

184

185

186

187

188

189

190

191

192

193

194

195

196

197

198

199

200

201

202

203

204

205

206

207

208

209

210

211

212

213

214

215

216

217

218

219

220

221

222

223

224

225

226

227

228

229

230

231

232

233

234

235

236

237

238

239

240

241

242

243

244

245

246

247

248

249

250

251

252

253

254

255

256

257

258

259

260

261

262

263

264

265

266

267

268

269

270

271

272

273

274

275

276

277

278

279

280

281

282

283

284

285

286

287

288

289

290

291

292

293

294

295

296

297

298

299

300

301

302

303

304

305

306

307

308

309

310

311

312

313

314

315

316

317

318

319

320

321

322

323

324

325

326

327

328

329

330

331

332

333

334

335

336

337

338

339

340

341

342

343

344

345

346

347

348

349

Mouser Electronics

Authorized Distributor

Click to View Pricing, Inventory, Delivery & Lifecycle Information:

FCI:

[67997-428HLF](#)