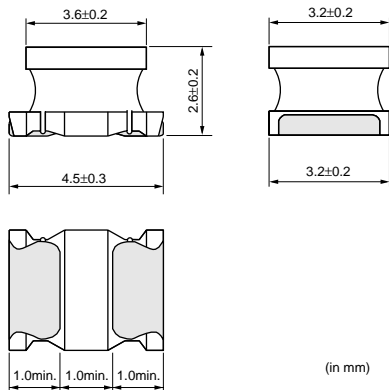


Chip Inductor (Chip Coil) Power Inductor (Wire Wound Type for Choke)

LQH43C_03 Series (1812 Size)

■ Dimensions



■ Packaging

Code	Packaging	Minimum Quantity
L	180mm Embossed Tape	500

■ Rated Value (□: packaging code)

Part Number	Inductance	Test Frequency	Rated Current	Max. of DC Resistance	Self Resonance Frequency (min.)
LQH43CN1R0M03□	1.0μH±20%	1MHz	1080mA	0.08ohm	100MHz
LQH43CN1R5M03□	1.5μH±20%	1MHz	1000mA	0.09ohm	85MHz
LQH43CN2R2M03□	2.2μH±20%	1MHz	900mA	0.11ohm	60MHz
LQH43CN3R3M03□	3.3μH±20%	1MHz	800mA	0.13ohm	47MHz
LQH43CN4R7M03□	4.7μH±20%	1MHz	750mA	0.15ohm	35MHz
LQH43CN6R8M03□	6.8μH±20%	1MHz	720mA	0.20ohm	30MHz
LQH43CN100K03□	10μH±10%	1MHz	650mA	0.24ohm	23MHz
LQH43CN150K03□	15μH±10%	1MHz	570mA	0.32ohm	20MHz
LQH43CN220K03□	22μH±10%	1MHz	420mA	0.6ohm	15MHz
LQH43CN330K03□	33μH±10%	1MHz	310mA	1.0ohm	12MHz
LQH43CN470K03□	47μH±10%	1MHz	280mA	1.1ohm	10MHz
LQH43CN680K03□	68μH±10%	1MHz	220mA	1.7ohm	8.4MHz
LQH43CN101K03□	100μH±10%	1MHz	190mA	2.2ohm	6.8MHz
LQH43CN151K03□	150μH±10%	1MHz	130mA	3.5ohm	5.5MHz
LQH43CN221K03□	220μH±10%	1MHz	110mA	4.0ohm	4.5MHz
LQH43CN331K03□	330μH±10%	1MHz	100mA	6.8ohm	3.6MHz
LQH43CN471K03□	470μH±10%	1kHz	90mA	8.5ohm	3.0MHz

Class of Magnetic Shield: No magnetic shield

Operating Temperature Range (Product temperature: self-temperature rise is included): -

Operating Temperature Range (Ambient temperature: self-temperature rise is not included): -40 to +85°C

Continued on the following page.

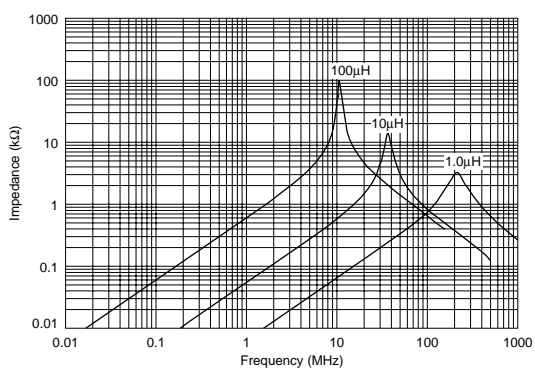
● This data sheet is applied for CHIP INDUCTORS (CHIP COILS) used for General Electronics equipment for your design.

⚠ Note:

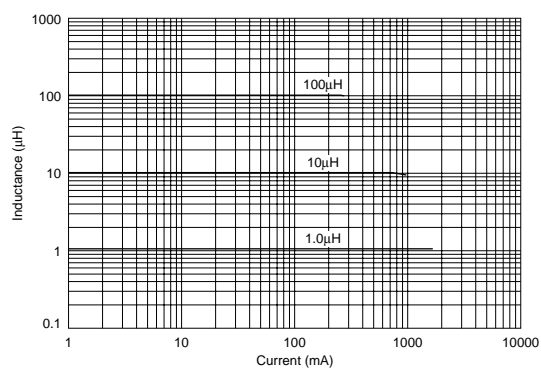
1. This datasheet is downloaded from the website of Murata Manufacturing co., Ltd. Therefore, it's specifications are subject to change or our products in it may be discontinued without advance notice. Please check with our sales representatives or product engineers before ordering.
2. This datasheet has only typical specifications because there is no space for detailed specifications. Therefore, please approve our product specifications or transact the approval sheet for product specifications before ordering.

Continued from the preceding page.

■ Impedance-Frequency Characteristics (Typ.)



■ Inductance-Current Characteristics (Typ.)



■ ⚠ Caution/Notice

⚠ Caution (Rating)

Do not use products beyond the rated current as this may create excessive heat.

Notice

Solderability of Tin plating termination chip might be deteriorated when low temperature soldering profile where peak solder temperature is below the Tin melting point is used. Please confirm the solderability of Tin plating termination chip before use.

● This data sheet is applied for CHIP INDUCTORS (CHIP COILS) used for General Electronics equipment for your design.

⚠ Note:

1. This datasheet is downloaded from the website of Murata Manufacturing co., Ltd. Therefore, it's specifications are subject to change or our products in it may be discontinued without advance notice. Please check with our sales representatives or product engineers before ordering.
2. This datasheet has only typical specifications because there is no space for detailed specifications. Therefore, please approve our product specifications or transact the approval sheet for product specifications before ordering.