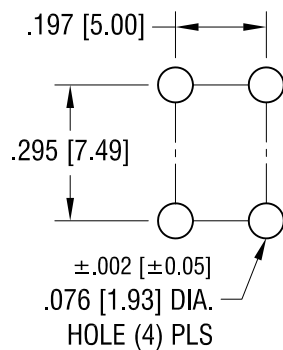
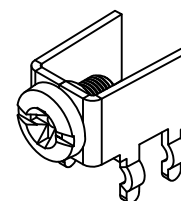
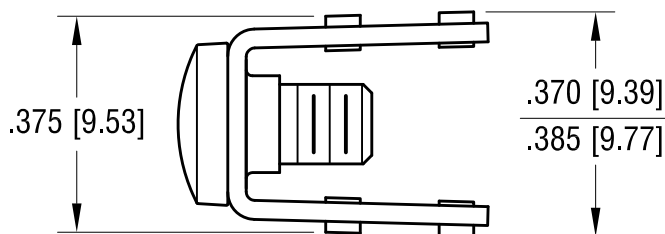


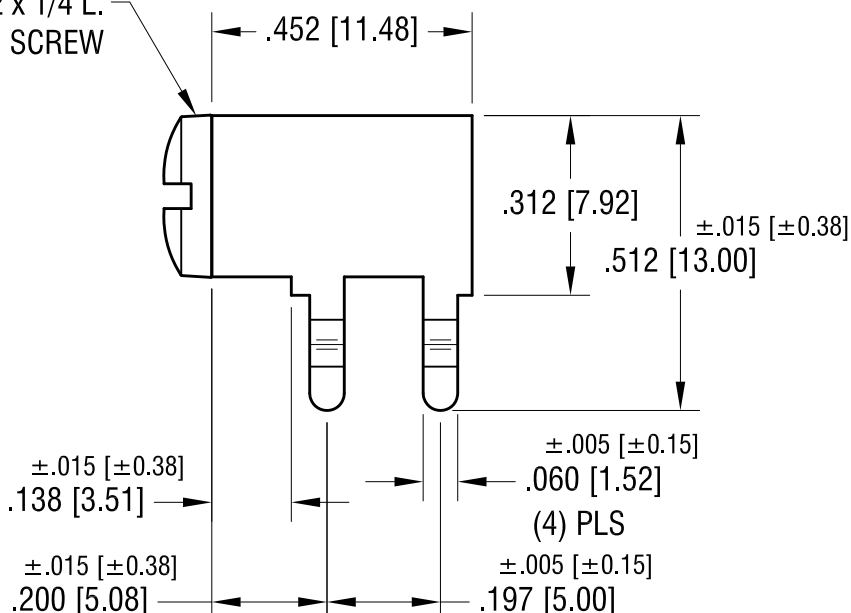
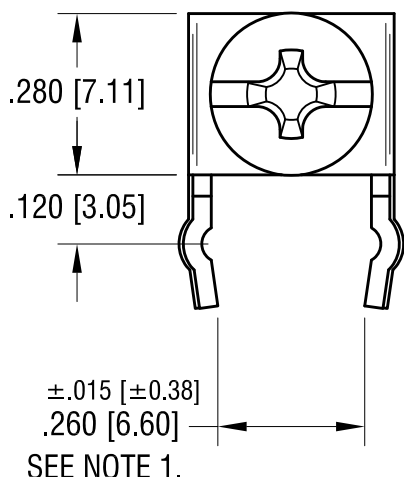
MOUNTING DETAIL



THIS DOCUMENT IS THE PROPERTY OF KEYSTONE ELECTRONICS CORP. AND SHALL NOT BE REPRODUCED, DISTRIBUTED OR USED AS A BASIS FOR MANUFACTURE WITHOUT PRIOR WRITTEN PERMISSION FROM KEYSTONE ELECTRONICS CORP.



6-32 x 1/4 L. CAPTIVATED SCREW



NOTE:

1. .260 [6.60] ±.015 [±0.38] DIMENSION TO BE MEASURED AT END OF LEG, NOT AT SEATING PLANE.
2. TERMINAL:
MAT'L - .032 [0.81] TH'K BRASS, MATTE TIN PLATE
- SCREW:
MAT'L - BRASS, NICKEL PLATE

PC SCREW TERMINAL WITH COLORED SCREW HEAD

PART NO.	HEAD COLOR	PART NO.	HEAD COLOR
7692-2	RED	7692-5	BLUE
7692-3	BLACK	7692-6	GREEN
7692-4	WHITE	7692-7	YELLOW

KEYSTONE ELECTRONICS CORP.

www.keyelco.com • ASTORIA, N.Y. 11105-2017 • Tel (718) 956-8900

PART NAME

PC SCREW TERM. W/ COLORED SCREW HEAD

MATERIAL

AS NOTED

FINISH

AS NOTED

DRN BY

BOONE

DATE

10.1.03

APP'D

LN

SCALE

3X

TOLERANCES

INCH [MM]

DECIMAL

±.010 [±0.25]

ANGULAR

± 1°

UNLESS OTHERWISE SPECIFIED

CODE

C

DWG NO.

7692-2 - 7692-7

7.08.09 CHANGE AS PER ECN 09-096

B

1.7.08 CHANGE AS PER ECN 08-031

A

DATE

DESCRIPTION

REV.

Mouser Electronics

Authorized Distributor

Click to View Pricing, Inventory, Delivery & Lifecycle Information:

[Keystone Electronics:](#)

[7692-3](#)