

NOTES:

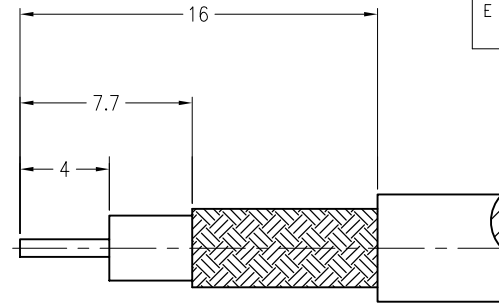
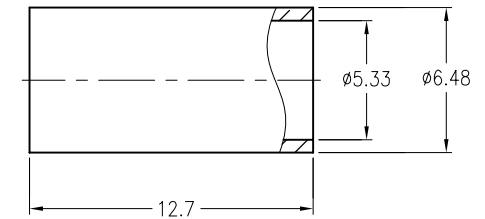
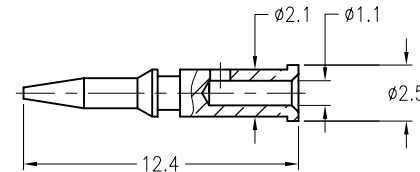
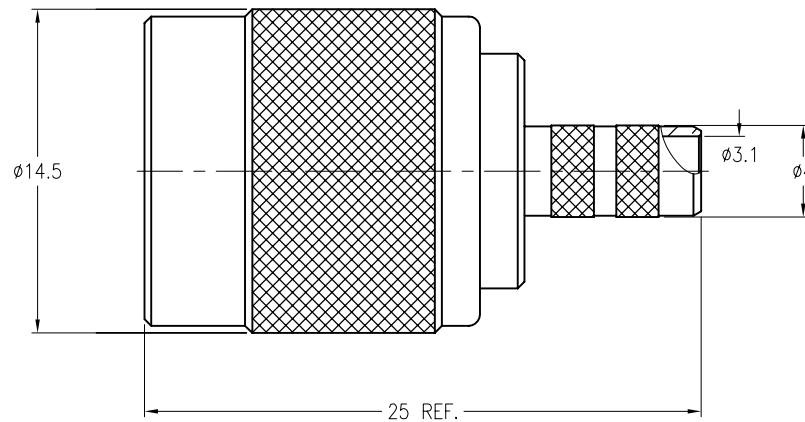
- MATERIALS AND FINISHES
BODY - BRASS, NICKEL PLATING
CONTACT - BRASS, GOLD PLATING
INSULATOR - DELRIN
- ELECTRICAL:
A. IMPEDANCE: 50 OHM
B. DIELECTRIC WITHSTANDING VOLTAGE: 1500 VRMS, MIN.
- MECHANICAL:
A. DURABILITY: 500 CYCLES MIN.
B. TEMPERATURE RANGE: - 40°C to +85°C
- CRIMPED FERRULE
HEX CRIMP SIZE .213"
- CRIMPED CONTACT PIN
HEX CRIMP SIZE .068"

THIRD ANGLE PROJ.



REVISIONS

REV	DESCRIPTION	DATE	ECO	APPR
A	RELEASE TO MFG.			
B	SEE SHEET 1	09-23-96		TONY
E	REDRAWN TO UPDATE FORMAT, ADDED NOTES 4,5 \ RD-DM09071601K	10-Aug-09	47655	SH

RECOMMENDED
CABLE STRIPPING DIM'S

CUSTOMER OUTLINE DRAWING

ALL OTHER SHEETS ARE FOR INTERNAL USE ONLY

UNLESS OTHERWISE SPECIFIED, DIMENSIONS ARE IN METRIC AND TOLERANCES ARE:
0.5 - 6mm ±0.1mm 6 - 30mm ±0.2mm 30 - 120mm ±0.3mm ANGLES ±1°

NOTICE - These drawings, specifications, or other data (1) are, and remain the property of Amphenol Corp. (2) must be returned upon request; and (3) are confidential and not to be disclosed to any person other than those to whom they are given by Amphenol Corp. The furnishing of these drawings, specifications, or other data by Amphenol Corp., or to any other person to anyone for any purpose is not to be regarded by implication or otherwise in any manner licensing, granting rights or permitting such holder or any other person to manufacture, use or sell any product, process or design, patented or otherwise, that may in any way be related to or disclosed by said drawings, specifications, or other data.

MATERIAL

REFERENCE

FINISH

DRAWN

K.LI

ENGINEER

KERRY

APPROVED

S.HSIEH

CAD FILE

F:\DWG\T\1121A1\142AU-50\ND3G-ESZ

DATE

23-Jul-09

DATE

06-13-00

DATE

23-Jul-09

TITLE

TNC CRIMP PLUG
FOR RG-55/U, 142A/U,
400/U, 223/U

SCALE: 3/1

DWG SIZE

B

SHEET 2 OF 2

CODE ID

74868

REV

E

Amphenol RF

Danbury CT USA, Tainan Taiwan, Shenzhen China
www.amphenolrf.com

DRAWING NO. T1121A1-ND3G-142AU-50

ITEM NO. 021121AAA02ND5F

PART NO. 31-2367-RFX