

TERMINATIONS

Type N, up to 18 GHz, 2 Watts

SPECIFICATIONS:

Models: 3070M, 3070F, 3070MC, 3070 FC

RoHS
Compliant

Electrical:

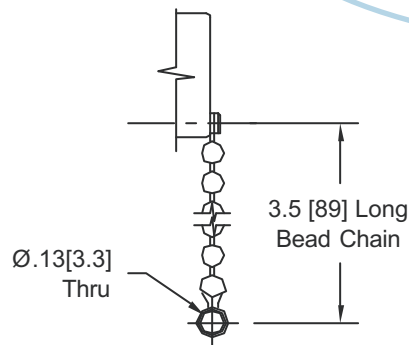
Frequency Range	DC - 18 GHz
Standard Freq. Values	6** & 18 GHz
VSWR	Male Units Female Units
DC - 8 GHz	1.20:1 Max. 1.20:1 Max.
8 - 12.4 GHz	1.20:1 Max. 1.25:1 Max.
12.4 - 18 GHz	1.25:1 Max. 1.30:1 Max.
Impedance	50 Ohms
Input Power	2 Watts Avg. @ +25°C Derated Linearly to 1 Watts @ +125°C
Peak Power	1.0 kW Max. (5uSec Pulse, .05% Duty Cycle)
Operating Temp Range	-65°C to +125°C

Mechanical:

Type N Connectors	Nickel Plated Brass
Mates with MIL-STD-348	
Conductors	Gold Plated Beryllium Copper
Bead Chain	Passivated Stainless Steel

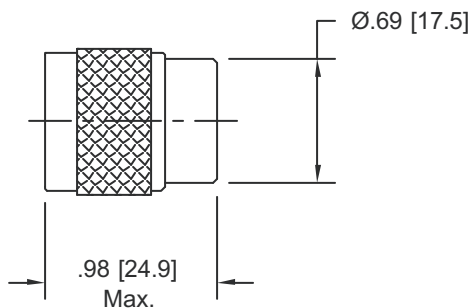
**For DC - 6 GHz Male Units add -067 to the Model Number.
For DC - 6 GHz Female Units please contact sales.

AEROFLEX
A passion for performance.

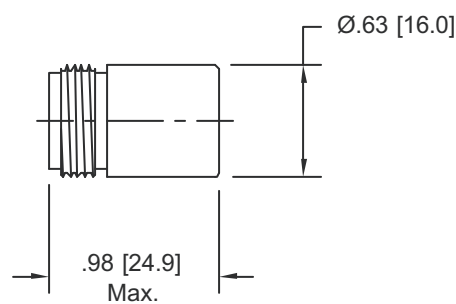


CHAIN DETAIL

Model Number: **3070M**
Type N Male Connector



Model Number: **3070F**
Type N Female Connector



HOW TO ORDER:

Model Number: **3070XY-XXX**

Connector Configuration	Frequency Range
M = Male	= DC - 18 GHz
F = Female	067 = DC - 6 GHz
Style	
= No Chain	
C = Chain Included	

Ordering Examples:

Model Number: **3070FC**
DC - 18 GHz; Type N Female; Chain Included

Model Number: **3070M-067**
DC - 6 GHz; Type N Male; No Chain

Model Number: **3070M**
DC - 18 GHz; Type N Male; No Chain

Note: Please contact Sales for information on 6 GHz Female unit.
chain units are not offered on DC-6 GHz Female units.

Note: Dimensions in Brackets are Expressed in Millimeters and are for Reference Only.
Design, specifications are subject to change without notice. Contact factory for technical
specifications before purchasing and/or use.

3070: REV H

AEROFLEX
INMET

Aeroflex / Inmet, Inc. 300 Dino Drive, Ann Arbor, MI 48103 • U.S.A.
888-244-6638 or 734-426-5553 • FAX: 734-426-5557
www.aeroflex.com/inmet • inmet-sales@eroflex.com