X

Kontaktanordnung

Contact arrangement

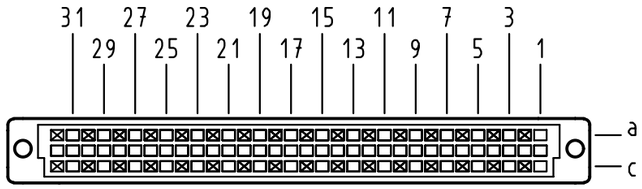

32 Einlöt-Kontakte

32 solder-contacts

⊠ = Einlöt-Kontakt
= *solder-contact*

■ = kinked Einlöt-Kontakt
= *kinked solder-contact*

□ = Kontaktpositon nicht belegt
= *position without contact*

Z

2:1

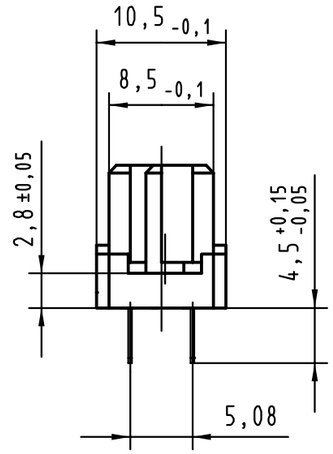

X

(Lochbild)

(Board drillings)

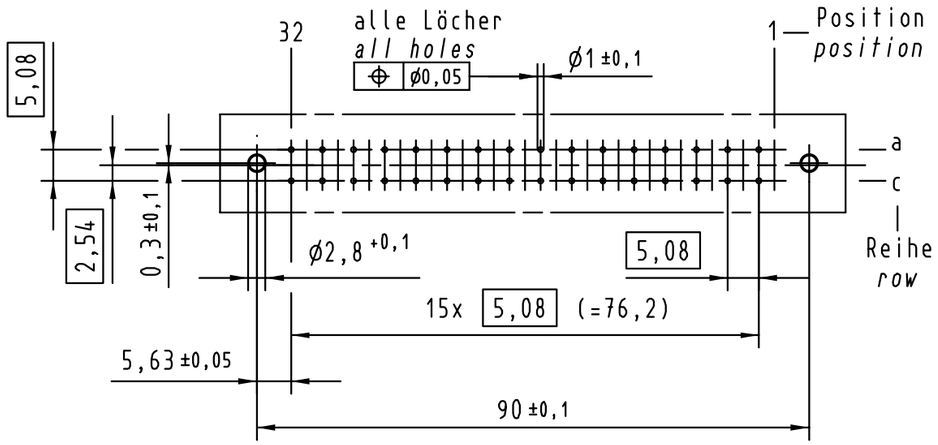

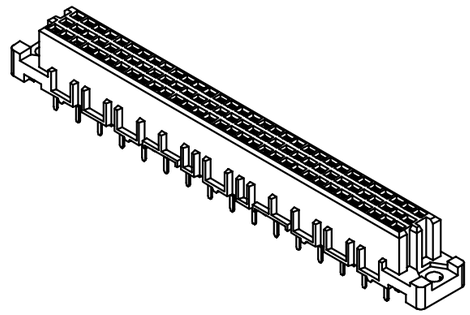

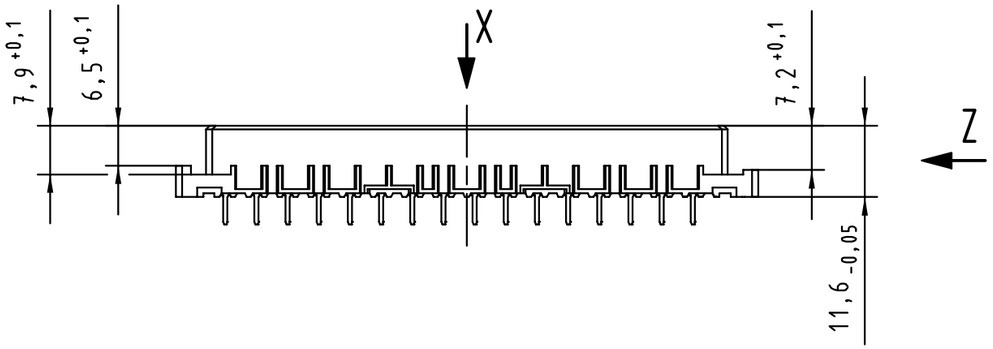

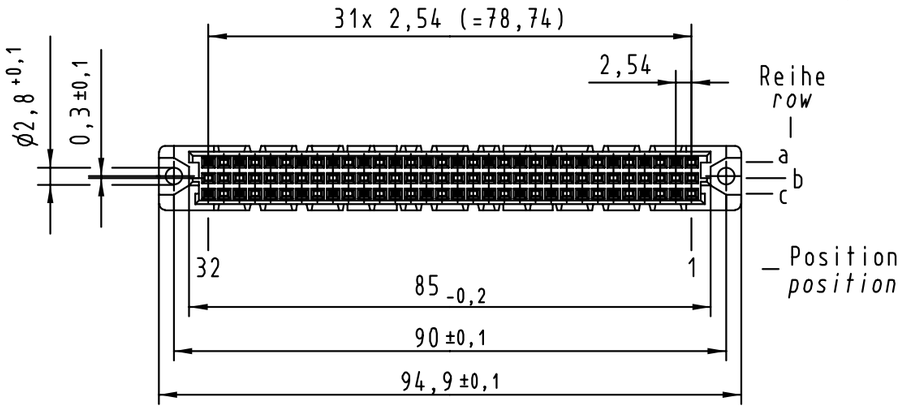

09 03 232 5825	–	min.0,76µm (30µin) Au über/over min.1,27µm (50µin) Ni
09 03 232 4825	VG	Au über/over Ni
09 03 232 7825	3	Au über/over Ni
09 03 232 6825	2	Au über/over Ni
09 03 232 2825	1	Au über/over Ni
Bestell-Nr. *Part-No.*	Anforderungsstufe nach IEC *performance level per IEC*	Kontaktoberfläche *Contact Plating*

All Dimensions in mm Original Size DIN A 3			Techn. Character.			Nicht tolerierte Maße/*Free size tolerances* siehe / *see* IEC 603-2
				Dat.	Name	Maßstab/*Scale*
			Detail.	01.09.99	Rie.	1:1 2:1
			Insp.	01.09.99	Pa.	har-bus C Federleiste, Einlöt *har-bus C female connector, solder*
			Stand.			
26919	12.11.99	Rie.	HARTING KGaA D-32339 ESPELKAMP			TB 09 03 232 x825
26082						Blatt/*page*
Mod.	Dat.	Name				Sub.

Alle Rechte vorbehalten/ *All rights reserved*