# 851 Series

## Applications

**Former connector for military applications. Now used in the fields of professional and general electronics.**

## Standards

**MIL-C 26482 G Series 1**
**NFC 93422-He 301 B**
**VG 95328**
**BS 9522 F 0017**
**GAM T1 list**
**QPL approved (solder version)**



## Description

- Bayonet coupling
- Environmental and hermetic versions
- Solder, crimp, straight spills and wire wrap versions
- Thermocouple contacts available
- Cadmium free plating (Zinc Cobalt) version

## Characteristics

### Mechanical

- Shell :
  - environmental version : aluminum alloy plating
    - olive green cadmium
    - black anodized
    - white cadmium
    - satin finish bright nickel
    - zinc cobalt (olive green)
  - hermetic version : steel
  - plating : - iridescent yellow cadmium, nickel
- Insulator :
  - front section : neoprene elastomer (85 shore)
  - rear section : neoprene elastomer (40 shore)
- Contact :
  - crimp : inserted and removed from rear of insulator retained by metallic clip ; solder and straight spills : non removable ; wire wrap : removable or not removable
  - material : copper alloy
  - plating : gold overall or gold plated active zone and tin/lead plated termination
  - min retention force of contacts in insulator

| contact size | crimp | solder straight spill ww |
|---|---|---|
| 20 (Ø 1 mm) | ≥ 68 N | ≥ 68 N |
| 16 (Ø 1.6 mm) | ≥ 113 N | ≥ 113 N |

- Mechanical endurance :
  500 cycles (full mating-unmating)

### Electrical

- Dielectric withstanding voltage :
  - at standard pressure :
    mated and unmated connectors
    - 1 500 Vrms between size 20 contacts (service 1)
    - 2 300 Vrms between size 16 contacts (service 2)
    - 1 500 Vrms between mixed size 20 and 16 contacts (service 1)
  - at reduced pressure (10 mbar) :
    connectors mated and unmated
    - 200 Vrms between size 20 contacts (service 1)
    - 300 Vrms between size 16 contacts (service 2)
- Insulation resistance : ≥ 5 000 MΩ under 500 Vdc
- Current rating per contact :
  size 20 : 7.5 A size 16 : 13 A
- Contact resistance :
  - environmental version :
    size 20 : 4 mΩ size 16 : 3 mΩ
  - hermetic version :
    size 20 : 30 mΩ size 16 : 14 mΩ
- Shielding : 70 dB to 5 MHz
  40 dB to 100 MHz

### Climatic

- Working temperature : -55°C to +125°C
- Sealing :
  - crimp contact version, 1 bar differential pressure, leakage ≤ 8 $cm^3$/hr
  - solder contact version, 2 bar differential pressure, leakage ≤ 16 $cm^3$/hr
- Hermiticity : 1 bar differential pressure leakage ≤ 2,8 $mm^3$/hr
- Chemical resistance :
  - to MIL-C 26482 G Series 1 and
  - NFC 93422-HE 301 B code A
- Resistance to salt spray : 48 hours at environmental temperature
- Damp heat : 21 days
- Vibration : to NFC 20-616

## Ordering information - Environmental connectors

| | | | | | | | | | | |
|---|---|---|---|---|---|---|---|---|---|---|
| **basic series** | solder version | **851** | **- 00** | **E** | **8 -** | **3A** | **P** | **•** | **50** | **•••** |
| | crimp version | **851** | **- 00** | **R** | **8 -** | **3A** | **P** | **•** | **50** | **•••** |

**shell type**

| solder | crimp | | |
|---|---|---|---|
| **00** | **00** | - | square flange receptacle accepting backshells |
| **01** | **01** | - | cable connecting receptacle |
| **02E** | **02R** | - | square flange receptacle not accepting backshells |
| **07** | **07** | - | jam nut receptacle accepting backshells |
| **07A** | | - | jam nut receptacle not accepting backshells |
| **06** | **06** | - | plug for use with straight backshells |
| **08** | **08** | - | plug for use with 90° backshells |
| **36** | **36** | - | screened plug for use with straight backshells |
| **76** | **76** | - | screened plug with lock finger |

**backshell type** see table next page

**shell size** **8 - 10 - 12 - 14 - 16 - 18 - 20 - 22 - 24**

**contact layout** see table p 20

**contact type** **P** = male - **S** = female

**orientation** normal (not included in part number) **w, x, y, z,** see table p 21

**obligatory suffix**

| | |
|---|---|
| **50** | gold plated crimp contacts - solder contacts size 20 - contacts with a gold plated active zone and tin plated terminations - other gold plated terminations |
| **51** | solder contacts gold plated size 20 |
| **52** | zinc cobalt olive green plated (contacts : idem specif. 50) |

**specification**

| | | |
|---|---|---|
| - | olive green cadmium plate (without specification) | |
| **02** | white cadmium plate | |
| **29** | black anodized (solder contacts) | |
| **031** | black anodized (crimp contacts) | |
| **44** | nickel plate | |
| **38** | nickel plate | backshell type T* and RT* |
| **42** | olive green cadmium plate | backshell type T* and RT* |

# 851 Series

## Backshell type

| solder | crimp | shells / backshell | solder version | | | | | | | crimp version | | | | | | |
|---|---|---|---|---|---|---|---|---|---|---|---|---|---|---|---|---|
| | | | 00 | 01 | 07 | 06 | 08 | 36 | 76 | 00 | 01 | 07 | 06 | 08 | 36 | 76 |
| **E** | **R** | backnut | • | • | • | • | - | - | - | • | • | • | • | - | - | - |
| **EC** | **RC** | straight cable clamp | • | • | • | • | - | - | - | • | • | • | • | - | - | - |
| **EC** | **RC** | 90° cable clamp | - | - | - | - | • | - | - | - | - | - | - | • | - | - |
| **AC** | | straight cable clamp without grommet | • | • | • | • | - | - | - | - | - | - | - | - | - | - |
| **P** | **RP** | straight backshell for potting | • | • | • | • | - | - | - | • | • | • | • | - | - | - |
| **P** | **RP** | 90° backshell for potting | - | - | - | - | • | - | - | - | - | - | - | • | - | - |
| **A** | **RA** | straight adapter | • | • | - | • | - | • | - | • | • | - | • | - | • | - |
| **T** | **RT** | straight backshell for heatshrink sleeving | • | • | • | • | - | - | - | • | • | • | • | - | - | - |
| **M** | **RM** | straight removable backshell for heatshrink sleeving | • | • | - | • | - | - | - | • | • | - | • | - | - | - |
| ***T** | ***RT** | straight removable backshell for screen termination and heatshrink sleeving | • | • | • | - | - | • | - | • | • | • | - | - | • | - |
| **G** | **RG** | straight removable backshell for screen termination and heatshrink sleeving | • | • | • | - | - | • | - | • | • | • | - | - | • | - |
| **J** | | straight backshell with sealing gland | • | • | - | • | - | - | - | - | - | - | - | - | - | - |
| **JC** | | straight backshell with sealing gland and cable clamp | • | • | - | • | - | - | - | - | - | - | - | - | - | - |
| **U** | **RU** | short backshell for screen termination and heatshrink sleeving | - | - | - | - | - | - | • | - | - | - | - | - | - | • |
| **Z** | **RZ** | straight adapter for electrical pitch access | - | - | - | • | - | - | - | - | - | - | • | - | - | - |

## Hermetic connectors

| | | | | | | | | |
|---|---|---|---|---|---|---|---|---|
| **basic series** | **851** | **-02H** | **8** | **-3A** | **P** | **•** | **50** | **••** |

**shell type**
- **02H** - square flange receptable
- **07H** - jam nut receptable
- **IH** - solder fixing receptable

**shell size** **8 - 10 - 12 - 14 - 16 - 18 - 20 - 22 - 24**

**contact layout** see table p 20

**contact type** **P** = male only

**orientation** **N** normal (not included in part number) **w, x, y, z,** see table p 21

**obligatory suffix**
- **50** - pre-tinning contact size 20 (termination area), gold plating for other contacts
- **51** - gold plating for size 20 contacts

**specification**
- - 02H and 07H, yellow cadmium plating. IH, nickel (without specification)
- **44** - 02H and 07H, nickel

# 851 Series

## Straight spills and wire wrap connectors

| | | | | | | | | | |
|---|---|---|---|---|---|---|---|---|---|
| **basic series** | **851** | **-02E** | **8** | **-3A** | **P** | **•** | **50** | **16** |

**shell type**
- **02E** - square flange receptable not accepting backshell
- **07A** - jam nut receptable not accepting backshell

**shell size** **8 - 10 - 12 - 14 - 16 - 18 - 20 - 22 - 24**

**contact layout** see table p 20

**contact type** **P** = male - **S** = female

**orientation** **N** normal (not included in part number) **w, x, y, z,** see table p 21

**obligatory suffix**
- **50** - pre-tinning for straight spill size 20 contacts (termination area), gold plating for other contacts
- **51** - gold plating for straight spill contacts size 20
- **52** - zinc cobalt olive green plated (contacts : idem specif. 50)

**specification**

| | | | |
|---|---|---|---|
| **straight spill** | **16** | olive green cadmium plated body | - Ø 1 mm contact, Ø 0,6 mm terminal<br>- Ø 1,6 mm contact, Ø 1 mm terminal |
| | **40** | white cadmium plated body | - Ø 1 mm contact, Ø 0,6 mm terminal<br>- Ø 1,6 mm contact, Ø 1 mm terminal |
| **wire wrap** | **34** | non-bonded contacts, olive green cadmium plated shell | |
| | **34A** | bonded contacts, olive green cadmium plated shell | |

## Cross reference list

### 851 version with crimp contacts (olive green cadmium plating) connectors with backshells

| FCI Souriau | NFC 93422 (HE 301 B) | MIL-C 26482 G Series I | VG 95328 |
|---|---|---|---|
| 851 00 R .. .. .. 50 .. | HE 301 B 00 R .. .. .. 1A | * MS 3120 E .. .. .. | VG 95328 A .. .. .. |
| 851 00 RC .. .. .. 50 .. | HE 301 B 00 RC .. .. .. 1A | * MS 3120 F .. .. .. | VG 95328 B .. .. .. |
| 851 00 RP .. .. .. 50 .. | HE 301 B 00 RP .. .. .. 1A | * MS 3120 P .. .. .. | |
| 851 00 RG .. .. .. 50 .. | | | VG 95328 R .. .. .. |
| 851 00 RA .. .. .. 50 .. | HE 301 B 00 RA .. .. .. 1A | | |
| 851 01 R .. .. .. 50 .. | HE 301 B 01 R .. .. .. 1A | * MS 3121 E .. .. .. | |
| 851 01 RC .. .. .. 50 .. | HE 301 B 01 RC .. .. .. 1A | * MS 3121 F .. .. .. | |
| 851 01 RP .. .. .. 50 .. | HE 301 B 01 RP .. .. .. 1A | * MS 3121 P .. .. .. | |
| 851 01 RA .. .. .. 50 .. | HE 301 B 01 RA .. .. .. 1A | | |
| 851 02 R .. .. .. 50 .. | HE 301 B 02 R .. .. .. 1A | * MS 3122 E .. .. .. | VG 95328 C .. .. .. |
| 851 06 R .. .. .. 50 .. | HE 301 B 06 R .. .. .. 1A | * MS 3126 E .. .. .. | |
| 851 06 RC .. .. .. 50 .. | HE 301 B 06 RC .. .. .. 1A | * MS 3126 F .. .. .. | VG 95328 K .. .. .. |
| 851 06 RP .. .. .. 50 .. | HE 301 B 06 RP .. .. .. 1A | * MS 3126 P .. .. .. | |
| 851 06 RT .. .. .. 50 .. | | | VG 95328 J .. .. .. |
| 851 06 RA .. .. .. 50 .. | HE 301 B 06 RA .. .. .. 1A | | |
| 851 36 RG .. .. .. 50 .. | | | VG 95328 M .. .. .. |
| 851 36 RA .. .. .. 50 .. | | | VG 95328 N .. .. .. |
| 851 07 R .. .. .. 50 .. | HE 301 B 07 R .. .. .. 1A | * MS 3124 E .. .. .. | VG 95328 D .. .. .. |
| 851 07 RC .. .. .. 50 .. | HE 301 B 07 RC .. .. .. 1A | * MS 3124 F .. .. .. | VG 95328 E .. .. .. |
| 851 07 RP .. .. .. 50 .. | HE 301 B 07 RP .. .. .. 1A | * MS 3124 P .. .. .. | |
| 851 07 RT .. .. .. 50 .. | | | VG 95328 S .. .. .. |
| 851 07 RG .. .. .. 50 .. | | | VG 95328 T .. .. .. |
| 851 76 RU .. .. .. 50 .. | | | VG 95328 U .. .. .. |
| 851 08 RC .. .. .. 50 .. | HE 301 B 08 RC .. .. .. 1A | | |
| 851 08 RP .. .. .. 50 .. | HE 301 B 08 RP .. .. .. 1A | | |

* Not QPL.

## Other plating

| plating | FCI Souriau solder version | FCI Souriau crimp version | NFC 93422 (HE 301 B) |
|---|---|---|---|
| white cadmium | 851 .. .. .. .. .. 5002 | 851 .. .. .. .. .. 5002 | HE 301 B .. .. .. .. .. 2A |
| black anodized | 851 .. .. .. .. .. 5029 | 851 .. .. .. .. .. 50031 | HE 301 B .. .. .. .. .. 4A |
| nickel | 851 .. .. .. .. .. 5044 | 851 .. .. .. .. .. 5044 | HE 301 B .. .. .. .. .. 5A |

# 851 Series

## 851 version with solder contacts (olive green cadmium plating) connectors with backshells

| FCI Souriau | NFC 93422 (HE 301 B) | MIL-C 26482 G Series I | VG 95328 |
|---|---|---|---|
| 851 00 E .. .. .. 50 .. | HE 301 B 00 E .. .. .. 1A | MS 3110 E .. .. .. | |
| 851 00 EC .. .. .. 50 .. | HE 301 B 00 EC .. .. .. 1A | MS 3110 F .. .. .. | |
| 851 00 AC .. .. .. 50 .. | HE 301 B 00 AC .. .. .. 1A | | |
| 851 00 P .. .. .. 50 .. | HE 301 B 00 P .. .. .. 1A | MS 3110 P .. .. .. | |
| 851 00 A .. .. .. 50 .. | HE 301 B 00 A .. .. .. 1A | | |
| 851 00 J .. .. .. 50 .. | HE 301 B 00 J .. .. .. 1A | | |
| 851 00 JC .. .. .. 50 .. | | MS 3110 J .. .. .. | |
| 851 01 E .. .. .. 50 .. | HE 301 B 01 E .. .. .. 1A | MS 3111 E .. .. .. | |
| 851 01 EC .. .. .. 50 .. | HE 301 B 01 EC .. .. .. 1A | MS 3111 F .. .. .. | |
| 851 01 AC .. .. .. 50 .. | HE 301 B 01 AC .. .. .. 1A | | |
| 851 01 P .. .. .. 50 .. | HE 301 B 01 P .. .. .. 1A | MS 3111 P .. .. .. | |
| 851 01 A .. .. .. 50 .. | HE 301 B 01 A .. .. .. 1A | | |
| 851 01 J .. .. .. 50 .. | HE 301 B 01 J .. .. .. 1A | | |
| 851 01 JC .. .. .. 50 .. | | MS 3111 J .. .. .. | |
| 851 02 E .. .. .. 50 .. | HE 301 B 02 E .. .. .. 1A | MS 3112 E .. .. .. | VG 95328 H .. .. .. |
| 851 06 E .. .. .. 50 .. | HE 301 B 06 E .. .. .. 1A | MS 3116 E .. .. .. | |
| 851 06 EC .. .. .. 50 .. | HE 301 B 06 EC .. .. .. 1A | MS 3116 F .. .. .. | |
| 851 06 AC .. .. .. 50 .. | HE 301 B 06 AC .. .. .. 1A | | |
| 851 06 P .. .. .. 50 .. | HE 301 B 06 P .. .. .. 1A | MS 3116 P .. .. .. | |
| 851 06 A .. .. .. 50 .. | HE 301 B 06 A .. .. .. 1A | | |
| 851 06 J .. .. .. 50 .. | HE 301 B 06 J .. .. .. 1A | | |
| 851 06 JC .. .. .. 50 .. | | MS 3116 J .. .. .. | |
| 851 08 EC .. .. .. 50 .. | HE 301 B 08 EC .. .. .. 1A | | |
| 851 08 P .. .. .. 50 .. | HE 301 B 08 P .. .. .. 1A | | |
| 851 07 E .. .. .. 50 .. | HE 301 B 07 E .. .. .. 1A | MS 3114 E .. .. .. | |
| 851 07 EC .. .. .. 50 .. | HE 301 B 07 EC .. .. .. 1A | MS 3114 F .. .. .. | |
| 851 07 AC .. .. .. 50 .. | HE 301 B 07 AC .. .. .. 1A | | |
| 851 07 P .. .. .. 50 .. | HE 301 B 07 P .. .. .. 1A | MS 3114 P .. .. .. | |
| 851 07 A .. .. .. 50 .. | HE 301 B 07 A .. .. .. 1A | | |

### 851 hermetic version

| FCI Souriau | NFC 93422 (model HE 301 B) | MIL-C 26482 G Series I | VG 95328 |
|---|---|---|---|
| 851 02 H .. .. P.50 | HE 301 B 02 H .. .. P.3A | | |
| 851 07 H .. .. P.50 | HE 301 B 07 H .. .. P.3A | * MS 3114 H .. .. P. | VG 95328 F .. .. .. |
| 851 IH .. .. P.50 | HE 301 B 1 H .. .. P.3A | * MS 3113 H .. .. P. | VG 95328 G .. .. .. |

* Not QPL.

## Contacts - Crimp contacts

| contact type | | | contact size | part numbers | section in mm² | gauge AWG | Ø over insulation min/Max (mm) | |
|---|---|---|---|---|---|---|---|---|
| standard | male | for contact layouts 82, 83 84 and 12.14 | 20 | 8500-9573 | 0.21 to 0.93 | 24 to 18 | 1.20 / 2.11 | |
| | female | | | 8500-9213 | | | | |
| | male | for other contact layouts | | 8500-697 | | | | |
| | female | | | 8500-1758A | | | | |
| | male | | 16 | 8500-1300 | 0.93 to 1.91 | 18 to 14 | 1.60 / 2.80 | |
| | female | | | 8500-9331 | | | | 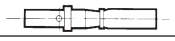 |
| reducing sleeve | | | 20 | 8500-781 | 0.26 to 0.21 | 30 to 24 | | |
| | | | 16 | 8500-1985 | 0.60 | 20 | | |
| thermocouple | chromel | male | 20 | 8500-809 | 0.21 to 0.93 | 24 to 18 | 1.20 / 2.11 | |
| | alumel | | | 8500-812 | | | | |
| | chromel | female | | 8500-2054 | | | | 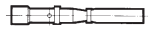 |
| | alumel | | | 8500-2055 | | | | |
| | chromel | male | 16 | 8500-1053 | 0.93 to 1.91 | 18 to 14 | 1.60 / 2.80 | |
| | alumel | | | 8500-1058 | | | | |
| | chromel | female | | 8500-1054 | | | | 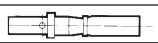 |
| | alumel | | | 8500-1059 | | | | |

## Wire wrap contacts

| contact type | contact size | part numbers | diagonals | gauge AWG | number of wraps | |
|---|---|---|---|---|---|---|
| male | 20 | 8500-4220 | 0.78 0.85 | 26-28-30 | 3 | |
| female | | 8500-9351 | 0.78 0.85 | 26-28-30 | 3 | 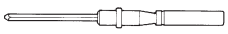 |
| male | 16 | 8500-4304 | 1.55 1.70 | 20-22-24-26 | 3 | 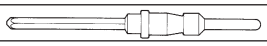 |
| female | | 8500-4305 | 1.55 1.70 | 20-22-24-26 | 3 | 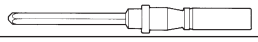 |

## Contact layouts

### Viewed from front face of male insulator

| shells | | | | | |
|---|---|---|---|---|---|
| **8** | **2** ■ ◆ ○<br>2 Ø 1 (# 20) | **3** ■ ◆ ○<br>3 Ø 1 (# 20) | **3A ou 98** ■ ▲ ● ◆ ○<br>3 Ø 1 (# 20) | **4** ■ ● ◆ ○<br>4 Ø 1 (# 20) | **33** ■ ▲ ● ◆ ○<br>3 Ø 1 (# 20) |
| **10** | **6** ■ ▲ ● ◆ ○<br>6 Ø 1 (# 20) | **7** □ ○ ◆<br>7 Ø 1 (# 20) | **98** ■ ▲ ◆ ○<br>6 Ø 1 (# 20) | | |
| **12** | **3** ■ ▲ ● ◆ ○<br>3 Ø 1,6 (# 16) | **8** ■ ▲ ● ◆ ○<br>8 Ø 1 (# 20) | **10** ■ ▲ ● ◆ ○<br>10 Ø 1 (# 20) | **2** □ ○ ◆<br>2 Ø 1,6 (# 16) | **14** □<br>14 Ø 1 (# 20) |
| **14** | **5** ■ ▲ ● ◆ ○<br>5 Ø 1,6 (# 16) | **12** ■ ▲ ● ◆ ○<br>8 Ø 1 (# 20)<br>4 Ø 1,6 (# 16) | **15** ■ ▲ ◆ ○<br>14 Ø 1 (# 20)<br>1 Ø 1,6 (# 16) | **18** ■ ▲ ◆ ○<br>18 Ø 1 (# 20) | **19** ■ ▲ ● ◆ ○<br>19 Ø 1 (# 20) |
| **16** | **8** ■ ▲ ● ◆ ○<br>8 Ø 1,6 (# 16) | **23** ■ ▲ ◆ ○<br>22 Ø 1 (# 20)<br>1 Ø 1,6 (# 16) | **26** ■ ▲ ● ◆ ○<br>26 Ø 1 (# 20) | **SN 0775**<br>7 Ø 1 (# 20)<br>3 Ø 1,6 (# 16) 1 coax 50Ω | |
| **18** | **11** ■ ▲ ◆ ○<br>11 Ø 1,6 (# 16) | **32** ■ ▲ ● ◆ ○<br>32 Ø 1 (# 20) | **30** ■ ▲ ◆ ○ ✣<br>29 Ø 1 (# 20)<br>1 Ø 1,6 (# 16) | | |
| **20** | **16** ■ ▲ ◆ ○<br>16 Ø 1,6 (# 16) | **39** ■ ▲ ◆ ○<br>37 Ø 1 (# 20)<br>2 Ø 1,6 (# 16) | **41** ■ ▲ ● ◆ ○<br>41 Ø 1 (# 20) | **24** ■ ▲ ◆ ○<br>24 Ø 1 (# 20) | **25** □ ▲ ◆ ○ ✣<br>25 Ø 1 (# 20) |
| | | | | | **27** ■ ▲ ◆ ○ ✣<br>27 Ø 1 (# 20) |
| **22** | **21** ■ ▲ ◆ ○<br>21 Ø 1,6 (# 16) | **36** □ ▲ ◆ ○<br>36 Ø 1 (# 20) | **55** ■ ▲ ● ◆ ○<br>55 Ø 1 (# 20) | **32** ■ ▲ ◆ ○ ✣<br>32 Ø 1 (# 20) | **34** ■ ▲ ◆ ○<br>34 Ø 1 (# 20) |
| **24** | **61** ■ ▲ ● ◆ ○<br>61 Ø 1 (# 20) | | | | |

■ solder contact layouts (QPL)

□ solder contact layouts

✣ solder contact layouts without grommet

▲ crimp contact layouts

SHTP

● hermetic version contact layouts

◆ straight spills contact layouts

○ wire wrap contact layouts

# 851 Series

## Polarization - insulator rotated inside metal body

Viewed from front face of male insulator (receptacle or plug)

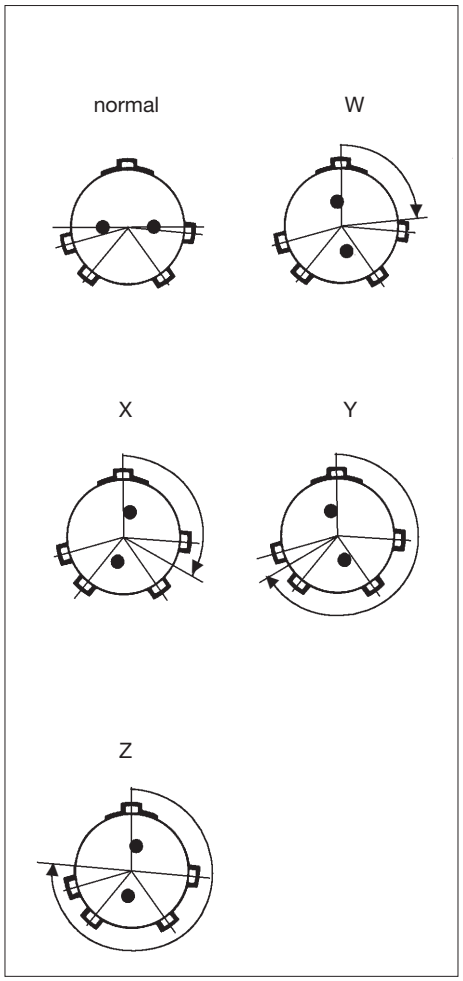


| shell | layout | angle in degrees | | | | NFC 93422 HE 30 1B | | MIL-C 26482G Serie 1 | | service 1 1500 Vrms | service 2 2300 Vrms |
|---|---|---|---|---|---|---|---|---|---|---|---|
| | | W | X | Y | Z | solder | crimp | solder | crimp | | |
| 8 | 2 | 58 | 122 | — | — | | | • | | X | |
| | 3 | 60 | 210 | — | — | | | • | | X | |
| | 3A (98)* | 60 | 210 | — | — | | | • | • | X | |
| | 4 | 45 | — | — | — | | | • | | X | |
| | 33 | 90 | — | — | — | | • | • | • | X | |
| 10 | 6 | 90 | — | — | — | • | • | • | • | X | |
| | 7 | — | — | — | — | | | | | X | |
| | 98 | 90 | 180 | 240 | 270 | | | • | • | X | |
| 12 | 3 | — | — | 180 | — | • | • | • | • | | X |
| | 8 | 90 | 112 | 203 | 292 | | | • | • | X | |
| | 10 | 60 | 155 | 270 | 295 | • | • | • | • | X | |
| | 2 | — | — | — | — | | | | | | X |
| | 14 | | | | | | | • | | X | |
| 14 | 5 | 40 | 92 | 184 | 273 | • | • | • | • | | X |
| | 12 | 43 | 90 | — | — | • | • | • | • | X | |
| | 15 | 17 | 110 | 155 | 234 | • | • | • | • | X | |
| | 18 | 15 | 90 | 180 | 270 | | | • | • | X | |
| | 19 | 30 | 165 | 315 | — | • | • | • | • | X | |
| 16 | 8 | 54 | 152 | 180 | 331 | • | • | • | • | | X |
| | 23 | 158 | 270 | — | — | • | • | • | • | X | |
| | 26 | 60 | — | 275 | 338 | • | • | • | • | X | |
| 18 | 11 | 62 | 119 | 241 | 340 | • | • | • | • | | X |
| | 32 | 85 | 138 | 222 | 265 | • | • | • | • | X | |
| | 30 | 180 | 193 | 285 | 350 | | • | | • | X | |
| 20 | 16 | 238 | 318 | 333 | 347 | • | • | • | • | | X |
| | 39 | 63 | 144 | 252 | 333 | • | • | • | • | X | |
| | 41 | 45 | 126 | 225 | — | • | • | • | • | X | |
| | 24 | 70 | 145 | 215 | 290 | | | • | • | X | |
| | 25 | 72 | 144 | 216 | 288 | | | | | X | |
| | 27 | 72 | 144 | 216 | 288 | | • | | • | X | |
| 22 | 21 | 16 | 135 | 175 | 349 | • | • | • | • | | X |
| | 36 | 72 | 144 | 216 | 288 | | • | | | X | |
| | 55 | 30 | 142 | 226 | 314 | • | • | • | • | X | |
| | 32 | 72 | 145 | 215 | 288 | | | | • | X | |
| | 34 | 62 | 142 | 218 | 298 | | | | • | X | |
| 24 | 61 | 90 | 180 | 270 | 324 | • | • | • | • | X | |

* 8-98 layout W and non standard orientations

## Dimensions - square flange receptacle with backnut

| | |
|---|---|
| solder 00 E | HE 301 B 00 E<br>MS 3110 E |
| crimp 00 R | HE 301 B 00 R<br>MS 3120 E<br>VG 95328 A |

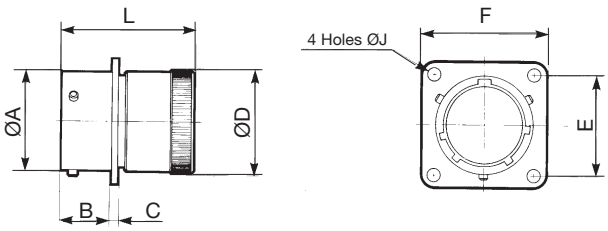


| shell size | L Max solder | L Max crimp | A | B Max | C Max | D Max | E | F Max | J |
|---|---|---|---|---|---|---|---|---|---|
| 08 | 32.70<br>1.287 | 32.00<br>1.260 | 12.03<br>.474 | 11.70<br>.461 | 1.32<br>.052 | 13.50<br>.531 | 15.09<br>.594 | 20.99<br>.826 | 3.13<br>.123 |
| 10 | 32.70<br>1.287 | 32.00<br>1.260 | 15.01<br>.591 | 11.70<br>.461 | 1.32<br>.052 | 16.70<br>.657 | 18.26<br>.719 | 24.19<br>.952 | 3.13<br>.123 |
| 12 | 32.70<br>1.287 | 32.00<br>1.260 | 19.07<br>.751 | 11.70<br>.461 | 1.32<br>.052 | 19.90<br>.783 | 20.62<br>.812 | 26.54<br>1.045 | 3.13<br>.123 |
| 14 | 32.70<br>1.287 | 32.00<br>1.260 | 22.25<br>.876 | 11.70<br>.461 | 1.32<br>.052 | 23.40<br>.921 | 23.00<br>.906 | 28.89<br>1.137 | 3.13<br>.123 |
| 16 | 32.70<br>1.287 | 32.00<br>1.260 | 25.42<br>1.001 | 11.70<br>.461 | 1.32<br>.052 | 26.60<br>1.047 | 24.61<br>.969 | 31.29<br>1.232 | 3.13<br>.123 |
| 18 | 32.70<br>1.287 | 32.00<br>1.260 | 28.60<br>1.126 | 11.70<br>.461 | 1.32<br>.052 | 29.50<br>1.161 | 26.97<br>1.062 | 33.69<br>1.326 | 3.13<br>.123 |
| 20 | 34.50<br>1.358 | 33.40<br>1.315 | 31.77<br>1.251 | 14.35<br>.565 | 2.15<br>.085 | 32.70<br>1.287 | 29.36<br>1.156 | 36.89<br>1.452 | 3.13<br>.123 |
| 22 | 34.50<br>1.358 | 33.40<br>1.315 | 34.95<br>1.376 | 14.35<br>.565 | 2.15<br>.085 | 36.00<br>1.417 | 31.75<br>1.250 | 39.99<br>1.574 | 3.13<br>.123 |
| 24 | 34.50<br>1.358 | 33.40<br>1.315 | 38.12<br>1.501 | 15.20<br>.598 | 2.15<br>.085 | 39.10<br>1.539 | 34.92<br>1.375 | 43.15<br>1.699 | 3.81<br>.150 |

# 851 Series

## Square flange receptacle with straight cable clamp

| | |
|---|---|
| solder<br>00 EC | HE 301 B 00 EC<br>MS 3110 F |
| 00 AC | HE 301 B 00 AC |
| crimp<br>00 RC | HE 301 B 00 RC<br>MS 3120 F<br>VG 95328 B |

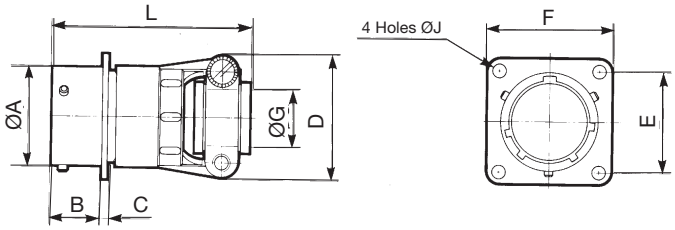


| shell size | L Max solder | L Max crimp | A | B Max | C Max | D Max | E | F Max | G | J |
|---|---|---|---|---|---|---|---|---|---|---|
| 08 | 48.00<br>1.890 | 47.30<br>1.862 | 12.03<br>.474 | 11.70<br>.461 | 1.32<br>.052 | 19.90<br>.783 | 15.09<br>.594 | 20.99<br>.826 | 3.50<br>.138 | 3.13<br>.123 |
| 10 | 48.00<br>1.890 | 47.30<br>1.862 | 15.01<br>.591 | 11.70<br>.461 | 1.32<br>.052 | 21.50<br>.846 | 18.26<br>.719 | 24.19<br>.952 | 5.00<br>.197 | 3.13<br>.123 |
| 12 | 48.00<br>1.890 | 47.30<br>1.862 | 19.07<br>.751 | 11.70<br>.461 | 1.32<br>.052 | 25.00<br>.984 | 20.62<br>.812 | 26.54<br>1.045 | 8.20<br>.323 | 3.13<br>.123 |
| 14 | 48.00<br>1.890 | 47.30<br>1.862 | 22.25<br>.876 | 11.70<br>.461 | 1.32<br>.052 | 27.80<br>1.094 | 23.00<br>.906 | 28.89<br>1.137 | 10.00<br>.394 | 3.13<br>.123 |
| 16 | 51.00<br>2.008 | 50.50<br>1.988 | 25.42<br>1.001 | 11.70<br>.461 | 1.32<br>.052 | 29.40<br>1.157 | 24.61<br>.969 | 31.29<br>1.232 | 13.00<br>.512 | 3.13<br>.123 |
| 18 | 51.00<br>2.008 | 50.50<br>1.988 | 28.60<br>1.126 | 11.70<br>.461 | 1.32<br>.052 | 35.30<br>1.390 | 26.97<br>1.062 | 33.69<br>1.326 | 16.00<br>.630 | 3.13<br>.123 |
| 20 | 53.00<br>2.087 | 51.50<br>2.028 | 31.77<br>1.251 | 14.35<br>.565 | 2.15<br>.085 | 35.30<br>1.390 | 29.36<br>1.156 | 36.89<br>1.452 | 16.00<br>.630 | 3.13<br>.123 |
| 22 | 53.00<br>2.087 | 51.50<br>2.028 | 34.95<br>1.376 | 14.35<br>.565 | 2.15<br>.085 | 41.10<br>1.618 | 31.75<br>1.250 | 39.99<br>1.574 | 19.30<br>.760 | 3.13<br>.123 |
| 24 | 53.00<br>2.087 | 51.50<br>2.028 | 38.12<br>1.501 | 15.20<br>.598 | 2.15<br>.085 | 42.40<br>1.669 | 34.92<br>1.375 | 43.15<br>1.699 | 20.60<br>.811 | 3.81<br>.150 |

## Square flange receptacle with straight backshell for potting

| | |
|---|---|
| solder<br>00 P | HE 301 B 00 P<br>MS 3110 P |
| crimp<br>00 RP | HE 301 B 00 RP<br>MS 3120 P |

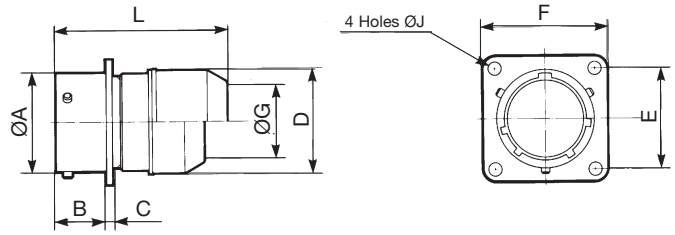


| shell size | L Max solder | L Max crimp | A | B Max | C Max | D Max | E | F Max | G Max | J |
|---|---|---|---|---|---|---|---|---|---|---|
| 08 | 36.20<br>1.425 | 41.70<br>1.642 | 12.03<br>.474 | 11.70<br>.461 | 1.32<br>.052 | 15.34<br>.604 | 15.09<br>.594 | 20.99<br>.826 | 10.46<br>.412 | 3.13<br>.123 |
| 10 | 36.20<br>1.425 | 41.70<br>1.642 | 15.01<br>.591 | 11.70<br>.461 | 1.32<br>.052 | 17.70<br>.697 | 18.26<br>.719 | 24.19<br>.952 | 13.55<br>.533 | 3.13<br>.123 |
| 12 | 36.20<br>1.425 | 41.70<br>1.642 | 19.07<br>.751 | 11.70<br>.461 | 1.32<br>.052 | 21.69<br>.854 | 20.62<br>.812 | 26.54<br>1.045 | 13.96<br>.550 | 3.13<br>.123 |
| 14 | 36.20<br>1.425 | 41.70<br>1.642 | 22.25<br>.876 | 11.70<br>.461 | 1.32<br>.052 | 23.90<br>.941 | 23.00<br>.906 | 28.89<br>1.137 | 17.42<br>.686 | 3.13<br>.123 |
| 16 | 36.20<br>1.425 | 41.70<br>1.642 | 25.42<br>1.001 | 11.70<br>.461 | 1.32<br>.052 | 27.00<br>1.063 | 24.61<br>.969 | 31.29<br>1.232 | 20.56<br>.809 | 3.13<br>.123 |
| 18 | 36.91<br>1.453 | 44.46<br>1.750 | 28.60<br>1.126 | 11.70<br>.461 | 1.32<br>.052 | 30.50<br>1.201 | 26.97<br>1.062 | 33.69<br>1.326 | 23.66<br>.931 | 3.13<br>.123 |
| 20 | 43.80<br>1.724 | 50.93<br>2.005 | 31.77<br>1.251 | 14.35<br>.565 | 2.15<br>.085 | 33.65<br>1.325 | 29.36<br>1.156 | 36.89<br>1.452 | 23.92<br>.942 | 3.13<br>.123 |
| 22 | 43.80<br>1.724 | 50.93<br>2.005 | 34.95<br>1.376 | 14.35<br>.565 | 2.15<br>.085 | 37.10<br>1.461 | 31.75<br>1.250 | 39.99<br>1.574 | 25.52<br>1.005 | 3.13<br>.123 |
| 24 | 43.80<br>1.724 | 51.40<br>2.024 | 38.12<br>1.501 | 15.20<br>.598 | 2.15<br>.085 | 40.00<br>1.575 | 34.92<br>1.375 | 43.15<br>1.699 | 32.00<br>1.260 | 3.81<br>.150 |

## Square flange receptacle with straight adapter

| | |
|---|---|
| solder<br>00 A | HE 301 B 00A |
| crimp<br>00 RA | HE 301 B 00 RA |

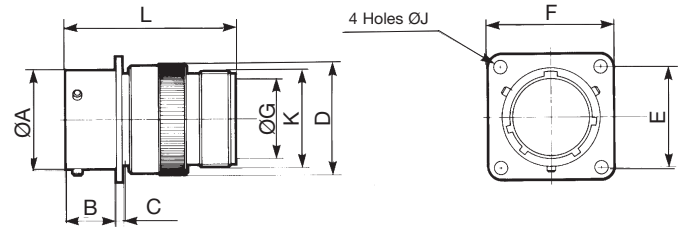


| shell size | L Max solder crimp | A | B Max | C Max | D Max | E | F Max | G Max | J | K threading UNEF 2A |
|---|---|---|---|---|---|---|---|---|---|---|
| 08 | 41.00<br>1.614 | 12.03<br>.474 | 11.70<br>.461 | 1.32<br>.052 | 14.50<br>.571 | 15.09<br>.594 | 20.99<br>.826 | 9.10<br>.358 | 3.13<br>.123 | 1/2 18 |
| 10 | 41.00<br>1.614 | 15.01<br>.591 | 11.70<br>.461 | 1.32<br>.052 | 18.70<br>.736 | 18.26<br>.719 | 24.19<br>.952 | 12.08<br>.476 | 3.13<br>.123 | 5/8 24 |
| 12 | 41.00<br>1.614 | 19.07<br>.751 | 11.70<br>.461 | 1.32<br>.052 | 21.70<br>.854 | 20.62<br>.812 | 26.54<br>1.045 | 15.25<br>.600 | 3.13<br>.123 | 3/4 20 |
| 14 | 41.00<br>1.614 | 22.25<br>.876 | 11.70<br>.461 | 1.32<br>.052 | 25.10<br>.988 | 23.00<br>.906 | 28.89<br>1.137 | 18.15<br>.715 | 3.13<br>.123 | 7/8 20 |
| 16 | 41.00<br>1.614 | 25.42<br>1.001 | 11.70<br>.461 | 1.32<br>.052 | 28.13<br>1.107 | 24.61<br>.969 | 31.29<br>1.232 | 21.32<br>.839 | 3.13<br>.123 | 1-20 |
| 18 | 41.00<br>1.614 | 28.60<br>1.126 | 11.70<br>.461 | 1.32<br>.052 | 31.38<br>1.235 | 26.97<br>1.062 | 33.69<br>1.326 | 24.32<br>.957 | 3.13<br>.123 | 1-3/16 18 |
| 20 | 44.00<br>1.732 | 31.77<br>1.251 | 14.35<br>.565 | 2.15<br>.085 | 34.30<br>1.350 | 29.36<br>1.156 | 36.89<br>1.452 | 26.73<br>1.052 | 3.13<br>.123 | 1-3/16 18 |
| 22 | 44.00<br>1.732 | 34.95<br>1.376 | 14.35<br>.565 | 2.15<br>.085 | 37.60<br>1.480 | 31.75<br>1.250 | 39.99<br>1.574 | 30.67<br>1.207 | 3.13<br>.123 | 1-7/16 18 |
| 24 | 44.00<br>1.732 | 38.12<br>1.501 | 15.20<br>.598 | 2.15<br>.085 | 40.70<br>1.602 | 34.92<br>1.375 | 43.15<br>1.699 | 33.08<br>1.302 | 3.81<br>.150 | 1-7/16 18 |

# 851 Series

## Square flange receptacle with straight backshell for heatshrink sleeving

solder
00 T

crimp
00 RT

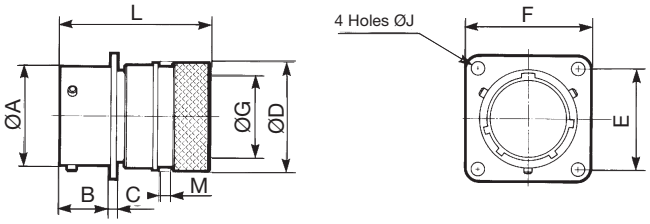


| shell size | L Max solder | L Max crimp | A | B Max | C Max | D Max | E | F Max | L Max solder | L Max crimp | J | M Max |
|---|---|---|---|---|---|---|---|---|---|---|---|---|
| 08 | 36.70<br>1.445 | 36.00<br>1.417 | 12.03<br>.474 | 11.70<br>.461 | 1.32<br>.052 | 15.35<br>.604 | 15.09<br>.594 | 20.99<br>.826 | 7.20<br>.283 | 6.70<br>.264 | 3.13<br>.123 | 3.70<br>.146 |
| 10 | 36.70<br>1.445 | 36.00<br>1.417 | 15.01<br>.591 | 11.70<br>.461 | 1.32<br>.052 | 18.15<br>.715 | 18.26<br>.719 | 24.19<br>.952 | 10.20<br>.402 | 9.40<br>.370 | 3.13<br>.123 | 3.70<br>.146 |
| 12 | 36.70<br>1.445 | 36.00<br>1.417 | 19.07<br>.751 | 11.70<br>.461 | 1.32<br>.052 | 23.45<br>.923 | 20.62<br>.812 | 26.54<br>1.045 | 13.20<br>.520 | 11.95<br>.470 | 3.13<br>.123 | 3.70<br>.146 |
| 14 | 36.70<br>1.445 | 36.00<br>1.417 | 22.25<br>.876 | 11.70<br>.461 | 1.32<br>.052 | 24.25<br>.955 | 23.00<br>.906 | 28.89<br>1.137 | 16.10<br>.634 | 15.15<br>.596 | 3.13<br>.123 | 3.70<br>.146 |
| 16 | 39.00<br>1.535 | 38.30<br>1.508 | 28.60<br>1.001 | 11.70<br>.461 | 1.32<br>.052 | 31.75<br>1.163 | 26.97<br>.969 | 33.69<br>1.232 | 21.30<br>.758 | 19.95<br>.711 | 3.13<br>.123 | 3.70<br>.146 |
| 18 | 39.00<br>1.535 | 38.30<br>1.508 | 28.60<br>1.126 | 11.70<br>.461 | 1.32<br>.052 | 31.75<br>1.250 | 26.97<br>1.062 | 33.69<br>1.326 | 21.30<br>.839 | 19.95<br>.785 | 3.13<br>.123 | 3.70<br>.146 |
| 20 | 45.30<br>1.783 | 44.20<br>1.740 | 31.77<br>1.251 | 14.35<br>.565 | 2.15<br>.085 | 35.85<br>1.411 | 29.36<br>1.156 | 36.89<br>1.452 | 24.40<br>.961 | 23.05<br>.907 | 3.13<br>.123 | 3.70<br>.146 |
| 22 | 45.30<br>1.783 | 44.20<br>1.740 | 34.95<br>1.376 | 14.35<br>.565 | 2.15<br>.085 | 38.20<br>1.504 | 31.75<br>1.250 | 39.99<br>1.574 | 27.50<br>1.083 | 25.55<br>1.006 | 3.13<br>.123 | 3.70<br>.146 |
| 24 | 44.00<br>1.732 | 42.60<br>1.677 | 38.12<br>1.501 | 15.20<br>.598 | 2.15<br>.085 | 41.30<br>1.626 | 34.92<br>1.375 | 43.15<br>1.699 | 30.60<br>1.205 | 28.65<br>1.128 | 3.81<br>.150 | 3.70<br>.146 |

## Square flange receptacle with removable straight backshell for heatshrink sleeving

solder
00 M

crimp
00 RM

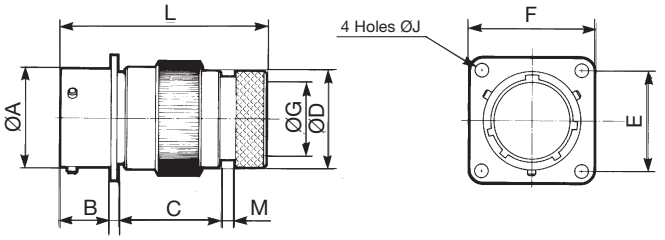


| shell size | L Max solder crimp | A | B Max | C Max | D Max | E | F Max | G Max | J | M Max |
|---|---|---|---|---|---|---|---|---|---|---|
| 08 | 50.00<br>1.969 | 12.03<br>.474 | 11.70<br>.461 | 1.32<br>.052 | 13.55<br>.604 | 15.09<br>.719 | 20.99<br>.952 | 7.05<br>.390 | 3.13<br>.123 | 3.50<br>.138 |
| 10 | 50.00<br>1.969 | 15.01<br>.591 | 11.70<br>.461 | 1.32<br>.052 | 15.35<br>.767 | 18.26<br>.812 | 24.19<br>1.045 | 9.90<br>.496 | 3.13<br>.123 | 3.50<br>.138 |
| 12 | 50.00<br>1.969 | 19.07<br>.751 | 11.70<br>.461 | 1.32<br>.052 | 19.48<br>.767 | 20.62<br>.812 | 26.54<br>1.045 | 12.60<br>.496 | 3.13<br>.123 | 3.50<br>.138 |
| 14 | 50.00<br>1.969 | 22.25<br>.876 | 11.70<br>.461 | 1.32<br>.052 | 21.30<br>.839 | 23.00<br>.906 | 28.89<br>1.137 | 15.90<br>.626 | 3.13<br>.123 | 3.50<br>.138 |
| 16 | 50.00<br>1.969 | 25.42<br>1.001 | 11.70<br>.461 | 1.32<br>.052 | 24.50<br>.965 | 24.61<br>.969 | 31.29<br>1.232 | 18.95<br>.746 | 3.13<br>.123 | 3.50<br>.138 |
| 18 | 50.00<br>1.969 | 28.60<br>1.126 | 11.70<br>.461 | 1.32<br>.052 | 26.45<br>1.041 | 26.97<br>1.062 | 33.69<br>1.326 | 20.90<br>.823 | 3.13<br>.123 | 3.50<br>.138 |
| 20 | 53.30<br>2.098 | 31.70<br>1.376 | 14.35<br>.565 | 2.15<br>.085 | 34.24<br>1.348 | 31.75<br>1.250 | 39.99<br>1.574 | 26.60<br>1.047 | 3.13<br>.123 | 3.50<br>.138 |
| 22 | 53.30<br>2.098 | 34.95<br>1.376 | 14.35<br>.565 | 2.15<br>.085 | 34.24<br>1.348 | 31.75<br>1.250 | 39.99<br>1.574 | 26.60<br>1.047 | 3.13<br>.123 | 3.50<br>.138 |
| 24 | 53.30<br>2.098 | 38.12<br>1.501 | 15.20<br>.598 | 2.15<br>.085 | 36.47<br>1.436 | 34.92<br>1.375 | 43.15<br>1.699 | 29.30<br>1.154 | 3.81<br>.150 | 3.50<br>.138 |

## Square flange receptacle with removable straight backshell for screen termination and heatshrink sleeving (38 and 42 suffix)

solder
00 T

crimp
00 RT

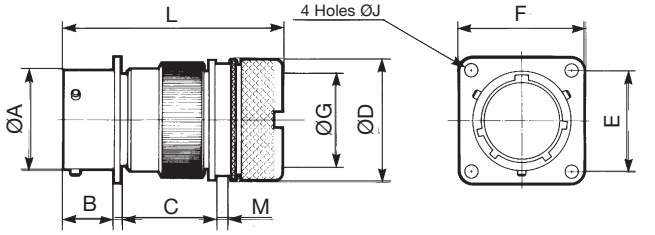


| shell size | L Max solder crimp | A | B Max | C Max | D Max | E | F Max | G Max | J | M Max |
|---|---|---|---|---|---|---|---|---|---|---|
| 08 | 51.60<br>2.031 | 12.03<br>.474 | 11.70<br>.461 | 1.32<br>.052 | 18.25<br>.719 | 15.09<br>.594 | 20.99<br>.826 | 7.45<br>.293 | 3.13<br>.123 | 3.70<br>.146 |
| 10 | 51.60<br>2.031 | 15.01<br>.591 | 11.70<br>.461 | 1.32<br>.052 | 20.25<br>.797 | 18.26<br>.719 | 24.19<br>.952 | 9.00<br>.354 | 3.13<br>.123 | 3.70<br>.146 |
| 12 | 51.60<br>2.031 | 22.25<br>.751 | 11.70<br>.461 | 1.32<br>.052 | 24.75<br>.974 | 20.62<br>.812 | 26.54<br>1.045 | 13.30<br>.524 | 3.13<br>.123 | 3.70<br>.146 |
| 14 | 51.60<br>2.031 | 22.25<br>.876 | 11.70<br>.461 | 1.32<br>.052 | 27.75<br>1.093 | 23.00<br>.906 | 28.89<br>1.137 | 16.50<br>.650 | 3.13<br>.123 | 3.70<br>.146 |
| 16 | 51.60<br>2.031 | 25.42<br>1.001 | 11.70<br>.461 | 1.32<br>.052 | 30.05<br>1.183 | 24.61<br>.969 | 31.29<br>1.232 | 18.50<br>.728 | 3.13<br>.123 | 3.70<br>.146 |
| 18 | 52.00<br>2.047 | 28.60<br>1.126 | 11.70<br>.461 | 1.32<br>.052 | 34.15<br>1.344 | 26.97<br>1.062 | 33.69<br>1.326 | 21.90<br>.862 | 3.13<br>.123 | 3.70<br>.146 |
| 20 | 55.10<br>2.169 | 31.77<br>1.251 | 14.35<br>.565 | 2.15<br>.085 | 37.25<br>1.467 | 29.36<br>1.156 | 36.89<br>1.452 | 25.10<br>.988 | 3.13<br>.123 | 3.70<br>.146 |
| 22 | 55.10<br>2.169 | 34.95<br>1.376 | 14.35<br>.565 | 2.15<br>.085 | 40.45<br>1.593 | 31.75<br>1.250 | 39.99<br>1.574 | 28.20<br>1.110 | 3.13<br>.123 | 3.70<br>.146 |
| 24 | 55.10<br>2.169 | 38.12<br>1.501 | 15.20<br>.598 | 2.15<br>.085 | 36.47<br>1.719 | 34.92<br>1.375 | 43.15<br>1.699 | 29.30<br>1.236 | 3.81<br>.150 | 3.50<br>.146 |

## Square flange receptacle with removable straight backshell for screen termination and heatshrink sleeving

| | |
|---|---|
| solder 00 G | |
| crimp 00 RG | VG 95328 R |

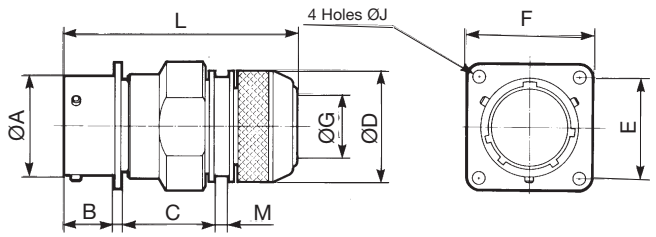


| shell size | L Max solder crimp | A | B Max | C Max | D Max | E | F Max | G Max | J | M Max |
|---|---|---|---|---|---|---|---|---|---|---|
| 08 | 51.60<br>2.031 | 12.03<br>.474 | 11.70<br>.461 | 1.32<br>.052 | 18.25<br>.719 | 15.09<br>.594 | 20.99<br>.826 | 7.45<br>.293 | 3.13<br>.123 | 3.70<br>.146 |
| 10 | 51.60<br>2.031 | 15.01<br>.591 | 11.70<br>.461 | 1.32<br>.052 | 20.25<br>.797 | 18.26<br>.719 | 24.19<br>.952 | 9.00<br>.354 | 3.13<br>.123 | 3.70<br>.146 |
| 12 | 51.60<br>2.031 | 19.07<br>.751 | 11.70<br>.461 | 1.32<br>.052 | 24.75<br>.974 | 20.62<br>.812 | 26.54<br>1.045 | 13.30<br>.524 | 3.13<br>.123 | 3.70<br>.146 |
| 14 | 51.60<br>2.031 | 22.25<br>.876 | 11.70<br>.461 | 1.32<br>.052 | 27.75<br>1.093 | 23.00<br>.906 | 28.89<br>1.137 | 16.50<br>.650 | 3.13<br>.123 | 3.70<br>.146 |
| 16 | 51.60<br>2.031 | 25.42<br>1.001 | 11.70<br>.461 | 1.32<br>.052 | 30.05<br>1.183 | 24.61<br>.969 | 31.29<br>1.232 | 18.50<br>.728 | 3.13<br>.123 | 3.70<br>.146 |
| 18 | 52.00<br>2.047 | 28.60<br>1.126 | 11.70<br>.461 | 1.32<br>.052 | 34.15<br>1.344 | 26.97<br>1.062 | 33.69<br>1.326 | 21.90<br>.862 | 3.13<br>.123 | 3.70<br>.146 |
| 20 | 55.10<br>2.169 | 31.77<br>1.251 | 14.35<br>.565 | 2.15<br>.085 | 37.25<br>1.467 | 29.36<br>1.156 | 36.89<br>1.452 | 25.10<br>.988 | 3.13<br>.123 | 3.70<br>.146 |
| 22 | 55.10<br>2.169 | 34.95<br>1.376 | 14.35<br>.565 | 2.15<br>.085 | 40.45<br>1.593 | 31.75<br>1.250 | 39.99<br>1.574 | 28.20<br>1.110 | 3.13<br>.123 | 3.70<br>.146 |
| 24 | 55.10<br>2.169 | 38.12<br>1.501 | 15.20<br>.598 | 2.15<br>.085 | 43.65<br>1.719 | 34.92<br>1.375 | 43.15<br>1.699 | 31.40<br>1.236 | 3.81<br>.150 | 3.70<br>.146 |

## Square flange receptacle with straight sealing gland backshell

| | |
|---|---|
| solder 00 J | HE 301 B 00 J |

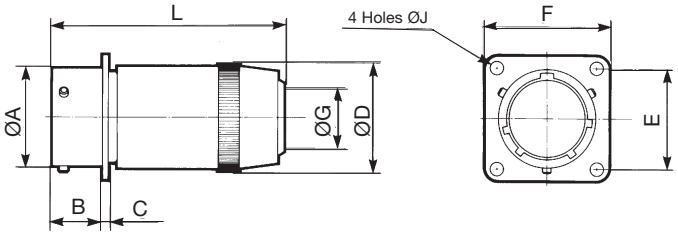


| shell size | L Max solder | A | B Max | C Max | D Max | E | F Max | G min | G Max | J |
|---|---|---|---|---|---|---|---|---|---|---|
| 08 | 47.60<br>1.874 | 12.03<br>.474 | 11.70<br>.461 | 1.32<br>.052 | 14.40<br>.567 | 15.09<br>.594 | 20.99<br>.826 | 5.02<br>.198 | 5.84<br>.230 | 3.13<br>.123 |
| 10 | 47.60<br>1.874 | 15.01<br>.591 | 11.70<br>.461 | 1.32<br>.052 | 17.60<br>.693 | 18.26<br>.719 | 24.19<br>.952 | 5.94<br>.234 | 6.76<br>.266 | 3.13<br>.123 |
| 12 | 48.70<br>1.917 | 19.07<br>.751 | 11.70<br>.461 | 1.32<br>.052 | 21.10<br>.831 | 20.62<br>.812 | 26.54<br>1.045 | 9.34<br>.368 | 10.16<br>.400 | 3.13<br>.123 |
| 14 | 53.50<br>2.106 | 22.25<br>.876 | 11.70<br>.461 | 1.32<br>.052 | 24.40<br>.961 | 23.00<br>.906 | 28.89<br>1.137 | 11.32<br>.446 | 12.14<br>.478 | 3.13<br>.123 |
| 16 | 59.00<br>2.323 | 25.42<br>1.001 | 11.70<br>.461 | 1.32<br>.052 | 27.60<br>1.087 | 24.61<br>.969 | 31.29<br>1.232 | 14.73<br>.580 | 15.55<br>.612 | 3.13<br>.123 |
| 18 | 65.00<br>2.559 | 28.60<br>1.126 | 11.70<br>.461 | 1.32<br>.052 | 30.80<br>1.213 | 26.97<br>1.062 | 33.69<br>1.326 | 16.00<br>.630 | 16.82<br>.662 | 3.13<br>.123 |
| 20 | 79.10<br>3.114 | 31.77<br>1.251 | 14.35<br>.565 | 2.15<br>.085 | 34.10<br>1.343 | 29.36<br>1.156 | 36.89<br>1.452 | 16.89<br>.665 | 17.70<br>.697 | 3.13<br>.123 |
| 22 | 80.00<br>3.150 | 34.95<br>1.376 | 14.35<br>.565 | 2.15<br>.085 | 37.30<br>1.469 | 31.75<br>1.250 | 39.99<br>1.574 | 17.78<br>.700 | 18.60<br>.732 | 3.13<br>.123 |
| 24 | 90.00<br>3.543 | 38.12<br>1.501 | 15.20<br>.598 | 2.15<br>.085 | 40.50<br>1.594 | 34.92<br>1.375 | 43.15<br>1.699 | 20.34<br>.801 | 21.16<br>.833 | 3.81<br>.150 |

## Square flange receptacle with straight sealing gland and cable clamp

| | |
|---|---|
| solder 00 JC | MS 3110J |

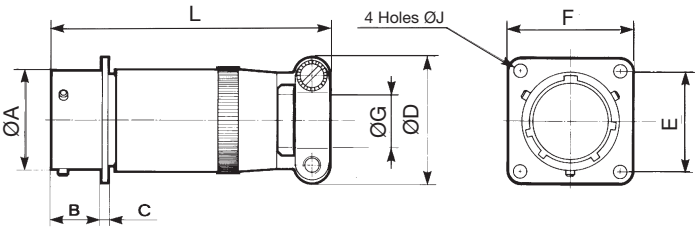


| shell size | L Max solder | A | B Max | C Max | D Max | E | F Max | G min | G Max | J |
|---|---|---|---|---|---|---|---|---|---|---|
| 08 | 57.68<br>2.271 | 12.03<br>.474 | 11.70<br>.461 | 1.32<br>.052 | 19.90<br>.783 | 15.09<br>.594 | 20.99<br>.826 | 5.02<br>.198 | 5.84<br>.230 | 3.13<br>.123 |
| 10 | 57.68<br>2.271 | 15.01<br>.591 | 11.70<br>.461 | 1.32<br>.052 | 21.50<br>.846 | 18.26<br>.719 | 24.19<br>.952 | 5.94<br>.234 | 6.76<br>.266 | 3.13<br>.123 |
| 12 | 61.24<br>2.411 | 19.07<br>.751 | 11.70<br>.461 | 1.32<br>.052 | 25.00<br>.984 | 20.62<br>.812 | 26.54<br>1.045 | 9.34<br>.368 | 10.16<br>.400 | 3.13<br>.123 |
| 14 | 66.01<br>2.599 | 22.25<br>.876 | 11.70<br>.461 | 1.32<br>.052 | 27.80<br>1.094 | 23.00<br>.906 | 28.89<br>1.137 | 11.32<br>.446 | 12.14<br>.478 | 3.13<br>.123 |
| 16 | 74.75<br>2.943 | 25.42<br>1.001 | 11.70<br>.461 | 1.32<br>.052 | 29.40<br>1.157 | 24.61<br>.969 | 31.29<br>1.232 | 14.73<br>.580 | 15.55<br>.612 | 3.13<br>.123 |
| 18 | 80.57<br>3.172 | 28.60<br>1.126 | 11.70<br>.461 | 1.32<br>.052 | 35.30<br>1.390 | 26.97<br>1.062 | 33.69<br>1.326 | 16.00<br>.630 | 16.82<br>.662 | 3.13<br>.123 |
| 20 | 91.69<br>3.610 | 31.77<br>1.251 | 14.35<br>.565 | 2.15<br>.085 | 35.30<br>1.390 | 29.36<br>1.156 | 36.89<br>1.452 | 16.89<br>.665 | 17.70<br>.697 | 3.13<br>.123 |
| 22 | 95.66<br>3.766 | 34.95<br>1.376 | 14.35<br>.565 | 2.15<br>.085 | 41.10<br>1.618 | 31.75<br>1.250 | 39.99<br>1.574 | 17.78<br>.700 | 18.60<br>.732 | 3.13<br>.123 |
| 24 | 101.22<br>3.985 | 38.12<br>1.501 | 15.20<br>.598 | 2.15<br>.085 | 42.40<br>1.669 | 34.92<br>1.375 | 43.15<br>1.699 | 20.34<br>.801 | 21.16<br>.833 | 3.81<br>.150 |

## Jam nut receptacle with backnut

| | |
|---|---|
| solder<br>07 E | HE 301 B 07 E<br>MS 3114 E |
| crimp<br>07 R | HE 301 B 07 R<br>MS 3124 E<br>VG 95328 D |

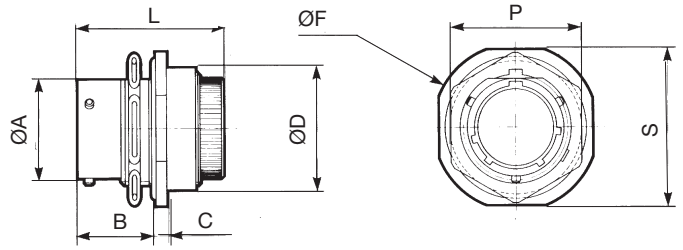


| shell size | L Max solder | L Max crimp | A | B Max | C Max | D Max | F Max | P Max | S Max |
|---|---|---|---|---|---|---|---|---|---|
| 08 | 34.10<br>1.343 | 33.50<br>1.319 | 12.03<br>.474 | 17.90<br>.705 | 2.64<br>.104 | 18.50<br>.728 | 26.94<br>1.061 | 19.29<br>.759 | 23.94<br>.943 |
| 10 | 34.10<br>1.343 | 33.50<br>1.319 | 15.01<br>.591 | 17.90<br>.705 | 2.64<br>.104 | 21.70<br>.854 | 30.14<br>1.187 | 22.38<br>.881 | 26.94<br>1.061 |
| 12 | 34.10<br>1.343 | 33.50<br>1.319 | 19.07<br>.751 | 17.90<br>.705 | 2.64<br>.104 | 24.90<br>.980 | 34.94<br>1.376 | 27.13<br>1.068 | 31.74<br>1.250 |
| 14 | 34.10<br>1.343 | 33.50<br>1.319 | 22.25<br>.876 | 17.90<br>.705 | 2.64<br>.104 | 28.10<br>1.106 | 38.04<br>1.498 | 30.33<br>1.194 | 34.94<br>1.376 |
| 16 | 34.10<br>1.343 | 33.50<br>1.319 | 25.42<br>1.001 | 17.90<br>.705 | 2.64<br>.104 | 31.20<br>1.228 | 41.24<br>1.624 | 33.48<br>1.318 | 38.24<br>1.506 |
| 18 | 34.10<br>1.343 | 33.50<br>1.319 | 28.60<br>1.126 | 17.90<br>.705 | 2.64<br>.104 | 34.40<br>1.354 | 44.44<br>1.750 | 36.68<br>1.444 | 41.34<br>1.628 |
| 20 | 39.30<br>1.547 | 37.90<br>1.492 | 31.77<br>1.251 | 22.45<br>.884 | 3.44<br>.135 | 38.30<br>1.508 | 49.14<br>1.935 | 39.83<br>1.568 | 46.04<br>1.813 |
| 22 | 39.30<br>1.547 | 37.90<br>1.492 | 34.95<br>1.376 | 22.45<br>.884 | 3.44<br>.135 | 41.50<br>1.634 | 52.24<br>2.057 | 43.03<br>1.694 | 49.24<br>1.939 |
| 24 | 39.30<br>1.547 | 37.90<br>1.492 | 38.12<br>1.501 | 23.30<br>.917 | 3.44<br>.135 | 44.70<br>1.760 | 55.54<br>2.187 | 46.18<br>1.818 | 52.74<br>2.076 |

## Jam nut receptacle with straight cable clamp

| | |
|---|---|
| solder<br>07 EC | HE 301 B 07 EC<br>MS 3114 F |
| 07 AC | HE 301 B 07 AC |
| crimp<br>07 RC | HE 301 B 07 RC<br>MS 3124 F<br>VG 95328 E |

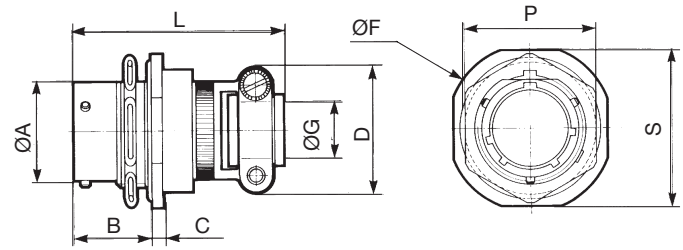


| shell size | L Max solder | L Max crimp | A | B Max | C Max | D Max | F Max | G | P Max | S Max |
|---|---|---|---|---|---|---|---|---|---|---|
| 08 | 49.31<br>1.941 | 49.10<br>1.933 | 12.03<br>.474 | 17.90<br>.705 | 2.64<br>.104 | 19.90<br>.783 | 26.94<br>1.061 | 3.50<br>.138 | 19.29<br>.759 | 23.94<br>.943 |
| 10 | 49.31<br>1.941 | 49.10<br>1.933 | 15.01<br>.591 | 17.90<br>.705 | 2.64<br>.104 | 21.50<br>.846 | 30.14<br>1.187 | 5.00<br>.197 | 22.38<br>.881 | 26.94<br>1.061 |
| 12 | 49.17<br>1.936 | 49.10<br>1.933 | 19.07<br>.751 | 17.90<br>.705 | 2.64<br>.104 | 25.00<br>.984 | 34.94<br>1.376 | 8.20<br>.323 | 27.13<br>1.068 | 31.74<br>1.250 |
| 14 | 49.17<br>1.936 | 49.10<br>1.933 | 22.25<br>.876 | 17.90<br>.705 | 2.64<br>.104 | 27.80<br>1.094 | 38.04<br>1.498 | 10.00<br>.394 | 30.33<br>1.194 | 34.94<br>1.376 |
| 16 | 52.34<br>2.061 | 52.20<br>2.055 | 25.42<br>1.001 | 17.90<br>.705 | 2.64<br>.104 | 29.40<br>1.157 | 41.24<br>1.624 | 13.00<br>.512 | 33.48<br>1.318 | 38.24<br>1.506 |
| 18 | 53.22<br>2.095 | 53.10<br>2.091 | 28.60<br>1.126 | 17.90<br>.705 | 2.64<br>.104 | 35.30<br>1.390 | 44.44<br>1.750 | 16.00<br>.630 | 36.68<br>1.444 | 41.34<br>1.628 |
| 20 | 58.10<br>2.287 | 58.00<br>2.283 | 31.77<br>1.251 | 22.45<br>.884 | 3.44<br>.135 | 35.30<br>1.390 | 49.14<br>1.935 | 16.00<br>.630 | 39.83<br>1.568 | 46.04<br>1.813 |
| 22 | 58.10<br>2.287 | 58.00<br>2.283 | 34.95<br>1.376 | 22.45<br>.884 | 3.44<br>.135 | 41.10<br>1.618 | 52.24<br>2.057 | 19.30<br>.760 | 43.03<br>1.694 | 49.24<br>1.939 |
| 24 | 58.10<br>2.287 | 58.00<br>2.283 | 38.12<br>1.501 | 23.30<br>.917 | 3.44<br>.135 | 42.40<br>1.669 | 55.54<br>2.187 | 20.60<br>.811 | 46.18<br>1.818 | 52.74<br>2.076 |

## Jam nut receptacle with straight backshell for potting

| | |
|---|---|
| solder<br>07 P | HE 301 B 07 P<br>MS 3114 P |
| crimp<br>07 RP | HE 301 B 07 RP<br>MS 3124 P |

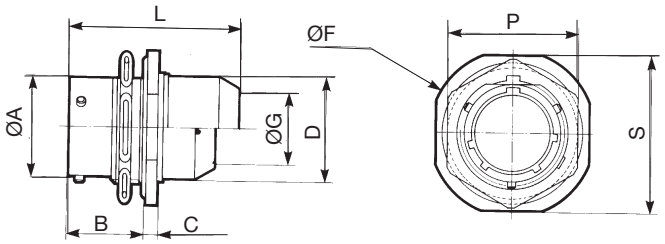


| shell size | L Max solder | L Max crimp | A | B Max | C Max | D Max | F Max | G Max | P Max | S Max |
|---|---|---|---|---|---|---|---|---|---|---|
| 08 | 34.30<br>1.350 | 39.80<br>1.567 | 12.03<br>.474 | 17.90<br>.705 | 2.64<br>.104 | 15.34<br>.604 | 26.94<br>1.061 | 10.46<br>.412 | 19.29<br>.759 | 23.94<br>.943 |
| 10 | 34.30<br>1.350 | 39.80<br>1.567 | 15.01<br>.591 | 17.90<br>.705 | 2.64<br>.104 | 17.70<br>.697 | 30.14<br>1.187 | 13.55<br>.533 | 22.38<br>.881 | 26.94<br>1.061 |
| 12 | 34.30<br>1.350 | 39.80<br>1.567 | 19.07<br>.751 | 17.90<br>.705 | 2.64<br>.104 | 21.69<br>.854 | 34.94<br>1.376 | 13.96<br>.550 | 27.13<br>1.068 | 31.74<br>1.250 |
| 14 | 34.30<br>1.350 | 39.80<br>1.567 | 22.25<br>.876 | 17.90<br>.705 | 2.64<br>.104 | 23.90<br>.941 | 38.04<br>1.498 | 17.42<br>.686 | 30.33<br>1.194 | 34.94<br>1.376 |
| 16 | 34.30<br>1.350 | 39.80<br>1.567 | 25.42<br>1.001 | 17.90<br>.705 | 2.64<br>.104 | 27.00<br>1.063 | 41.24<br>1.624 | 20.56<br>.809 | 33.48<br>1.318 | 38.24<br>1.506 |
| 18 | 34.10<br>1.343 | 41.80<br>1.646 | 28.60<br>1.126 | 17.90<br>.705 | 2.64<br>.104 | 30.50<br>1.201 | 44.44<br>1.750 | 23.66<br>.931 | 36.68<br>1.444 | 41.34<br>1.628 |
| 20 | 42.25<br>1.663 | 49.92<br>1.965 | 31.77<br>1.251 | 22.45<br>.884 | 3.44<br>.135 | 33.65<br>1.325 | 49.14<br>1.935 | 23.92<br>.942 | 39.83<br>1.568 | 46.04<br>1.813 |
| 22 | 42.25<br>1.663 | 49.92<br>1.965 | 34.95<br>1.376 | 22.45<br>.884 | 3.44<br>.135 | 37.10<br>1.461 | 52.24<br>2.057 | 25.52<br>1.005 | 43.03<br>1.694 | 49.24<br>1.939 |
| 24 | 43.26<br>1.703 | 51.30<br>2.020 | 38.12<br>1.501 | 23.30<br>.917 | 3.44<br>.135 | 40.00<br>1.575 | 55.54<br>2.187 | 32.00<br>1.260 | 46.18<br>1.818 | 52.74<br>2.076 |

## Jam nut receptacle with straight backshell for heatshrink sleeving

| | |
|---|---|
| solder 07 T | |
| crimp 07 RT | VG 95328 S |

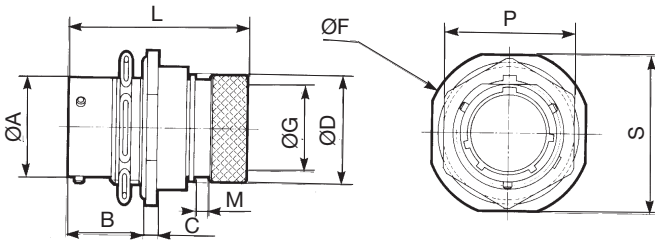


| shell size | L Max solder | L Max crimp | A | B Max | C Max | D Max | F Max | G Max solder | G Max crimp | M Max | P Max | S Max |
|---|---|---|---|---|---|---|---|---|---|---|---|---|
| 08 | 42.60<br>1.677 | 41.50<br>1.634 | 12.03<br>.474 | 17.90<br>.705 | 2.64<br>.104 | 15.35<br>.604 | 26.94<br>1.061 | 7.20<br>.283 | 6.70<br>.264 | 3.70<br>.146 | 19.29<br>.759 | 23.94<br>.943 |
| 10 | 42.60<br>1.677 | 41.50<br>1.634 | 15.01<br>.591 | 17.90<br>.705 | 2.64<br>.104 | 18.15<br>.715 | 30.14<br>1.187 | 10.20<br>.402 | 9.40<br>.370 | 3.70<br>.146 | 22.38<br>.881 | 26.94<br>1.061 |
| 12 | 42.60<br>1.677 | 41.50<br>1.634 | 19.07<br>.751 | 17.90<br>.705 | 2.64<br>.104 | 23.45<br>.923 | 34.94<br>1.376 | 13.20<br>.520 | 11.95<br>.470 | 3.70<br>.146 | 27.13<br>1.068 | 31.74<br>1.250 |
| 14 | 42.60<br>1.677 | 41.50<br>1.634 | 22.25<br>.876 | 17.90<br>.705 | 2.64<br>.104 | 24.25<br>.955 | 38.04<br>1.498 | 16.10<br>.634 | 15.15<br>.596 | 3.70<br>.146 | 30.33<br>1.194 | 34.94<br>1.376 |
| 16 | 44.40<br>1.748 | 43.80<br>1.724 | 25.42<br>1.001 | 17.90<br>.705 | 2.64<br>.104 | 29.55<br>1.163 | 41.24<br>1.624 | 19.25<br>.758 | 18.05<br>.711 | 3.70<br>.146 | 33.48<br>1.318 | 38.24<br>1.506 |
| 18 | 44.40<br>1.748 | 43.80<br>1.724 | 28.60<br>1.126 | 17.90<br>.705 | 2.64<br>.104 | 31.75<br>1.250 | 44.44<br>1.750 | 21.30<br>.839 | 19.95<br>.785 | 3.70<br>.146 | 36.68<br>1.444 | 41.24<br>1.624 |
| 20 | 50.90<br>2.004 | 49.80<br>1.961 | 31.77<br>1.251 | 22.45<br>.884 | 3.44<br>.135 | 35.85<br>1.411 | 49.14<br>1.935 | 24.40<br>.961 | 23.05<br>.907 | 3.70<br>.146 | 39.83<br>1.568 | 46.04<br>1.813 |
| 22 | 50.90<br>2.004 | 49.80<br>1.961 | 34.95<br>1.376 | 22.45<br>.884 | 3.44<br>.135 | 38.20<br>1.504 | 52.24<br>2.057 | 27.50<br>1.083 | 25.55<br>1.006 | 3.70<br>.146 | 43.03<br>1.694 | 49.24<br>1.939 |
| 24 | 49.60<br>1.953 | 48.50<br>1.909 | 38.12<br>1.501 | 23.30<br>.917 | 3.44<br>.135 | 41.30<br>1.626 | 55.54<br>2.187 | 30.60<br>1.205 | 28.65<br>1.128 | 3.70<br>.146 | 46.18<br>1.818 | 52.74<br>2.076 |

## Jam nut receptacle with removable straight backshell for screen termination and heatshrink sleeving (38 and 42 suffix)

| | |
|---|---|
| solder 07 T | |
| crimp 07 RT | |

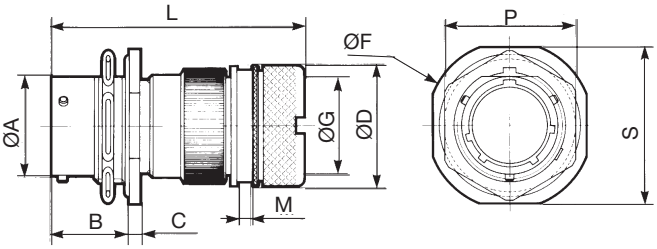


| shell size | L Max solder crimp | A | B Max | C Max | D Max | F Max | G Max | M Max | P Max | S Max |
|---|---|---|---|---|---|---|---|---|---|---|
| 08 | 60.00<br>2.362 | 12.03<br>.474 | 17.90<br>.705 | 2.64<br>.104 | 18.25<br>.719 | 26.94<br>1.061 | 7.45<br>.293 | 3.70<br>.146 | 19.29<br>.759 | 23.94<br>.943 |
| 10 | 60.00<br>2.362 | 15.01<br>.591 | 17.90<br>.705 | 2.64<br>.104 | 20.25<br>.797 | 30.14<br>1.187 | 9.00<br>.354 | 3.70<br>.146 | 22.38<br>.881 | 26.94<br>1.061 |
| 12 | 60.00<br>2.362 | 19.07<br>.751 | 17.90<br>.705 | 2.64<br>.104 | 24.75<br>.974 | 34.94<br>1.376 | 13.30<br>.524 | 3.70<br>.146 | 27.13<br>1.068 | 31.74<br>1.250 |
| 14 | 60.00<br>2.362 | 22.25<br>.876 | 17.90<br>.705 | 2.64<br>.104 | 27.75<br>1.093 | 38.04<br>1.498 | 16.50<br>.650 | 3.70<br>.146 | 30.33<br>1.194 | 34.94<br>1.376 |
| 16 | 60.00<br>2.362 | 25.42<br>1.001 | 17.90<br>.705 | 2.64<br>.104 | 30.05<br>1.183 | 41.24<br>1.624 | 18.50<br>.728 | 3.70<br>.146 | 33.48<br>1.318 | 38.24<br>1.506 |
| 18 | 60.40<br>2.378 | 28.60<br>1.126 | 17.90<br>.705 | 2.64<br>.104 | 34.15<br>1.344 | 44.44<br>1.750 | 21.90<br>.862 | 3.70<br>.146 | 36.68<br>1.444 | 41.34<br>1.628 |
| 20 | 63.40<br>2.496 | 31.77<br>1.251 | 22.45<br>.884 | 3.44<br>.135 | 37.25<br>1.467 | 49.14<br>1.935 | 25.10<br>.988 | 3.70<br>.146 | 39.83<br>1.568 | 46.04<br>1.813 |
| 22 | 63.40<br>2.496 | 34.95<br>1.376 | 22.45<br>.884 | 3.44<br>.135 | 40.45<br>1.593 | 52.24<br>2.057 | 28.20<br>1.110 | 3.70<br>.146 | 43.03<br>1.694 | 49.24<br>1.939 |
| 24 | 63.40<br>2.496 | 38.12<br>1.501 | 23.30<br>.917 | 3.44<br>.135 | 43.65<br>1.719 | 55.54<br>2.187 | 31.40<br>1.236 | 3.70<br>.146 | 46.18<br>1.818 | 52.74<br>2.076 |

## Jam nut receptacle with removable straight backshell for screen termination and heatshrink sleeving

| | |
|---|---|
| solder 07 G | |
| crimp 07 RG | VG 95328 T |

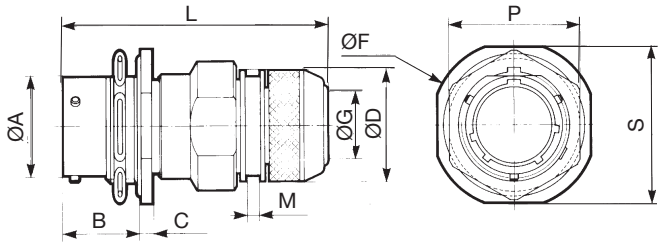


| shell size | L Max solder crimp | A | B Max | C Max | D Max | F Max | G Max | M Max | P Max | S Max |
|---|---|---|---|---|---|---|---|---|---|---|
| 08 | 62.20<br>2.449 | 12.03<br>.474 | 11.90<br>.469 | 2.64<br>.104 | 16.30<br>.642 | 26.94<br>1.061 | 7.45<br>.293 | 3.60<br>.142 | 19.29<br>.759 | 23.94<br>.943 |
| 10 | 62.20<br>2.449 | 15.01<br>.591 | 17.90<br>.705 | 2.64<br>.104 | 18.30<br>.720 | 30.14<br>1.187 | 10.30<br>.406 | 3.60<br>.142 | 22.38<br>.881 | 26.94<br>1.061 |
| 12 | 62.20<br>2.449 | 19.07<br>.751 | 17.90<br>.705 | 2.64<br>.104 | 22.30<br>.878 | 34.94<br>1.376 | 13.20<br>.520 | 3.60<br>.142 | 27.13<br>1.068 | 31.74<br>1.250 |
| 14 | 62.40<br>2.457 | 22.25<br>.876 | 17.90<br>.705 | 2.64<br>.104 | 25.30<br>.996 | 38.04<br>1.498 | 16.50<br>.650 | 3.60<br>.142 | 30.33<br>1.194 | 34.94<br>1.376 |
| 16 | 62.40<br>2.457 | 25.42<br>1.001 | 17.90<br>.705 | 2.64<br>.104 | 28.30<br>1.114 | 41.24<br>1.624 | 19.35<br>.762 | 3.60<br>.142 | 33.48<br>1.318 | 38.24<br>1.506 |
| 18 | 62.40<br>2.457 | 28.60<br>1.126 | 17.90<br>.705 | 2.64<br>.104 | 32.30<br>1.272 | 44.44<br>1.750 | 21.60<br>.850 | 3.60<br>.142 | 36.68<br>1.444 | 41.34<br>1.628 |
| 20 | 67.50<br>2.657 | 31.77<br>1.251 | 22.45<br>.884 | 3.44<br>.135 | 34.30<br>1.350 | 49.14<br>1.935 | 24.80<br>.976 | 3.60<br>.142 | 39.83<br>1.568 | 46.04<br>1.813 |
| 22 | 67.50<br>2.657 | 34.95<br>1.376 | 22.45<br>.884 | 3.44<br>.135 | 38.30<br>1.508 | 52.24<br>2.057 | 27.90<br>1.098 | 3.60<br>.142 | 43.03<br>1.694 | 49.24<br>1.939 |
| 24 | 67.50<br>2.657 | 38.12<br>1.501 | 23.30<br>.917 | 3.44<br>.135 | 41.30<br>1.626 | 55.54<br>2.187 | 31.00<br>1.220 | 3.60<br>.142 | 46.18<br>1.818 | 52.74<br>2.076 |

# 851 Series

## Square flange receptacle not accepting backshell

| | |
|---|---|
| solder<br>02 E | HE 301 B 02 E<br>MS 3112 E<br>VG 95328 H |
| crimp<br>02 R | HE 301 B 02 R<br>MS 3122 E<br>VG 95328 C |

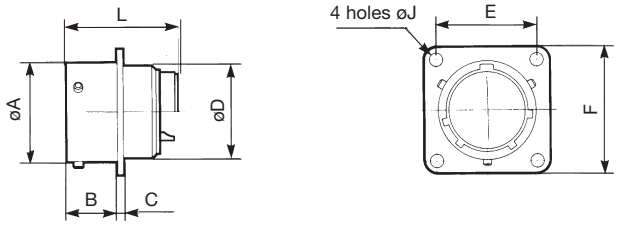


| shell size | L Max solder | L Max crimp | A | B Max | C Max | D Max | E | F Max | J |
|---|---|---|---|---|---|---|---|---|---|
| 08 | 25.18<br>.991 | 32.35<br>1.274 | 12.03<br>.474 | 11.70<br>.461 | 1.32<br>.052 | 10.84<br>.427 | 15.09<br>.594 | 20.99<br>.826 | 3.13<br>.123 |
| 10 | 25.10<br>.988 | 32.35<br>1.274 | 15.01<br>.591 | 11.70<br>.461 | 1.32<br>.052 | 13.99<br>.551 | 18.26<br>.719 | 24.19<br>.952 | 3.13<br>.123 |
| 12 | 25.10<br>.988 | 32.35<br>1.274 | 19.07<br>.751 | 11.70<br>.461 | 1.32<br>.052 | 17.37<br>.684 | 20.62<br>.812 | 26.54<br>1.045 | 3.13<br>.123 |
| 14 | 25.10<br>.988 | 32.35<br>1.274 | 22.25<br>.876 | 11.70<br>.461 | 1.32<br>.052 | 20.57<br>.810 | 23.00<br>.906 | 28.89<br>1.137 | 3.13<br>.123 |
| 16 | 25.10<br>.988 | 32.35<br>1.274 | 25.42<br>1.001 | 11.70<br>.461 | 1.32<br>.052 | 23.72<br>.934 | 24.61<br>.969 | 31.29<br>1.232 | 3.13<br>.123 |
| 18 | 25.10<br>.988 | 32.35<br>1.274 | 28.60<br>1.126 | 11.70<br>.461 | 1.32<br>.052 | 26.69<br>1.051 | 26.97<br>1.062 | 33.69<br>1.326 | 3.13<br>.123 |
| 20 | 26.67<br>1.050 | 33.95<br>1.337 | 31.77<br>1.251 | 14.35<br>.565 | 2.15<br>.085 | 29.89<br>1.177 | 29.36<br>1.156 | 36.89<br>1.452 | 3.13<br>.123 |
| 22 | 26.67<br>1.050 | 33.95<br>1.337 | 34.95<br>1.376 | 14.35<br>.565 | 2.15<br>.085 | 33.04<br>1.301 | 31.75<br>1.250 | 39.99<br>1.574 | 3.13<br>.123 |
| 24 | 26.67<br>1.050 | 33.95<br>1.337 | 38.12<br>1.501 | 15.20<br>.598 | 2.15<br>.085 | 36.24<br>1.427 | 34.92<br>1.375 | 43.15<br>1.699 | 3.81<br>.150 |

## Jam nut receptacle not accepting backshell

| | |
|---|---|
| solder<br>07 A | HE 301 B 07 A |

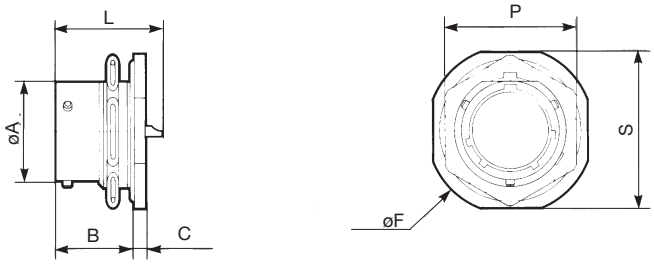


| shell size | L Max solder | A | B Max | C Max | F Max | P Max | S Max |
|---|---|---|---|---|---|---|---|
| 08 | 25.18<br>.991 | 12.03<br>.474 | 17.90<br>.705 | 2.64<br>.104 | 26.94<br>1.061 | 19.29<br>.759 | 23.94<br>.943 |
| 10 | 25.10<br>.988 | 15.01<br>.591 | 17.90<br>.705 | 2.64<br>.104 | 30.14<br>1.187 | 22.38<br>.881 | 26.94<br>1.061 |
| 12 | 25.10<br>.988 | 19.07<br>.751 | 17.90<br>.705 | 2.64<br>.104 | 34.94<br>1.376 | 27.13<br>1.068 | 31.74<br>1.250 |
| 14 | 25.10<br>.988 | 22.25<br>.876 | 17.90<br>.705 | 2.64<br>.104 | 38.04<br>1.498 | 30.33<br>1.194 | 34.94<br>1.376 |
| 16 | 25.10<br>.988 | 25.42<br>1.001 | 17.90<br>.705 | 2.64<br>.104 | 41.24<br>1.624 | 33.48<br>1.318 | 38.24<br>1.506 |
| 18 | 25.10<br>.988 | 28.60<br>1.126 | 17.90<br>.705 | 2.64<br>.104 | 44.44<br>1.750 | 36.68<br>1.444 | 41.34<br>1.628 |
| 20 | 26.67<br>1.050 | 31.77<br>1.251 | 22.45<br>.884 | 3.44<br>.135 | 49.14<br>1.935 | 39.83<br>1.568 | 46.04<br>1.813 |
| 22 | 26.67<br>1.050 | 34.95<br>1.376 | 22.45<br>.884 | 3.44<br>.135 | 52.24<br>2.057 | 43.03<br>1.694 | 49.24<br>1.939 |
| 24 | 26.67<br>1.050 | 38.12<br>1.501 | 23.30<br>.917 | 3.44<br>.135 | 55.54<br>2.187 | 46.18<br>1.818 | 52.74<br>2.076 |

## Cable connecting receptacle with backnut

| | |
|---|---|
| solder<br>01 E | HE 301 B 01 E<br>MS 3111 E |
| crimp<br>01 R | HE 301 B 01 R<br>MS 3121 E |

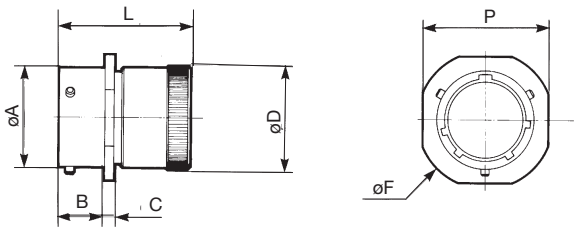


| shell size | L Max solder | L Max crimp | A | B Max | C Max | D Max | F Max | P Max |
|---|---|---|---|---|---|---|---|---|
| 08 | 32.70<br>1.287 | 32.00<br>1.260 | 12.03<br>.474 | 10.60<br>.417 | 2.10<br>.083 | 13.50<br>.531 | 24.24<br>.954 | 20.99<br>.826 |
| 10 | 32.70<br>1.287 | 32.00<br>1.260 | 15.01<br>.591 | 10.60<br>.417 | 2.10<br>.083 | 16.70<br>.657 | 27.44<br>1.080 | 24.19<br>.952 |
| 12 | 32.70<br>1.287 | 32.00<br>1.260 | 19.07<br>.751 | 10.60<br>.417 | 2.10<br>.083 | 19.90<br>.783 | 29.79<br>1.173 | 26.54<br>1.045 |
| 14 | 32.70<br>1.287 | 32.00<br>1.260 | 22.25<br>.876 | 10.60<br>.417 | 2.10<br>.083 | 23.40<br>.921 | 32.10<br>1.264 | 28.89<br>1.137 |
| 16 | 32.70<br>1.287 | 32.00<br>1.260 | 25.42<br>1.001 | 10.60<br>.417 | 2.10<br>.083 | 26.60<br>1.047 | 34.59<br>1.362 | 31.29<br>1.232 |
| 18 | 32.70<br>1.287 | 32.00<br>1.260 | 28.60<br>1.126 | 10.60<br>.417 | 2.10<br>.083 | 29.50<br>1.161 | 36.94<br>1.454 | 33.69<br>1.326 |
| 20 | 34.50<br>1.358 | 33.40<br>1.315 | 31.77<br>1.251 | 13.85<br>.545 | 2.65<br>.104 | 32.70<br>1.287 | 40.14<br>1.580 | 36.89<br>1.452 |
| 22 | 34.50<br>1.358 | 33.40<br>1.315 | 34.95<br>1.376 | 13.85<br>.545 | 2.65<br>.104 | 36.00<br>1.417 | 43.24<br>1.702 | 40.00<br>1.575 |
| 24 | 34.50<br>1.358 | 33.40<br>1.315 | 38.12<br>1.501 | 14.70<br>.579 | 2.65<br>.104 | 39.10<br>1.539 | 46.44<br>1.828 | 43.29<br>1.704 |

## Cable connecting receptacle with straight cable clamp

| | |
|---|---|
| solder 01 EC | HE 301 B 01 EC<br>MS 3111 F |
| 01 AC | HE 301 B 01 AC |
| crimp 01 RC | HE 301 B 01 RC<br>MS 3121 F |

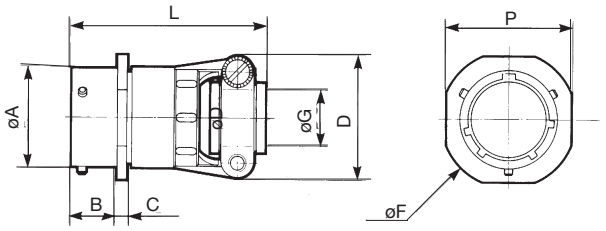


| shell size | L Max solder | L Max crimp | A | B Max | C Max | D Max | F Max | G Max | P Max |
|---|---|---|---|---|---|---|---|---|---|
| 08 | 48.00<br>1.890 | 47.30<br>1.862 | 12.03<br>.474 | 10.60<br>.417 | 2.10<br>.083 | 19.90<br>.783 | 24.24<br>.954 | 3.50<br>.138 | 20.99<br>.826 |
| 10 | 48.00<br>1.890 | 47.30<br>1.862 | 15.01<br>.591 | 10.60<br>.417 | 2.10<br>.083 | 21.50<br>.846 | 27.44<br>1.080 | 5.00<br>.197 | 24.19<br>.952 |
| 12 | 48.00<br>1.890 | 47.30<br>1.862 | 19.07<br>.751 | 10.60<br>.417 | 2.10<br>.083 | 25.00<br>.984 | 29.79<br>1.173 | 8.20<br>.323 | 26.54<br>1.045 |
| 14 | 48.00<br>1.890 | 47.30<br>1.862 | 22.25<br>.876 | 10.60<br>.417 | 2.10<br>.083 | 27.80<br>1.094 | 32.10<br>1.264 | 10.00<br>.394 | 28.89<br>1.137 |
| 16 | 51.00<br>2.008 | 50.50<br>1.988 | 25.42<br>1.001 | 10.60<br>.417 | 2.10<br>.083 | 29.40<br>1.157 | 34.59<br>1.362 | 13.00<br>.512 | 31.29<br>1.232 |
| 18 | 51.00<br>2.008 | 50.50<br>1.988 | 28.60<br>1.126 | 10.60<br>.417 | 2.10<br>.083 | 35.30<br>1.390 | 36.94<br>1.454 | 16.00<br>.630 | 33.69<br>1.326 |
| 20 | 53.00<br>2.087 | 51.50<br>2.028 | 31.77<br>1.251 | 13.85<br>.545 | 2.65<br>.104 | 35.30<br>1.390 | 40.14<br>1.580 | 16.00<br>.630 | 36.89<br>1.452 |
| 22 | 53.00<br>2.087 | 51.50<br>2.028 | 34.95<br>1.376 | 13.85<br>.545 | 2.65<br>.104 | 41.10<br>1.618 | 43.24<br>1.702 | 19.30<br>.760 | 40.00<br>1.575 |
| 24 | 53.00<br>2.087 | 51.50<br>2.028 | 38.12<br>1.501 | 14.70<br>.579 | 2.65<br>.104 | 42.40<br>1.669 | 46.44<br>1.828 | 20.60<br>.811 | 43.29<br>1.704 |

## Cable connecting receptacle with straight backshell for potting

| | |
|---|---|
| solder 01 P | HE 301 B 01 P<br>MS 3111 P |
| crimp 01 RP | HE 301 B 01 RP<br>MS 3121 P |

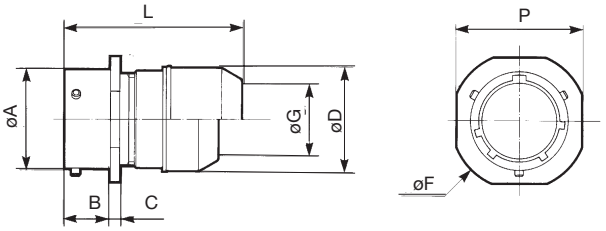


| shell size | L Max solder | L Max crimp | A | B Max | C Max | D Max | F Max | G Max | P Max |
|---|---|---|---|---|---|---|---|---|---|
| 08 | 36.20<br>1.425 | 41.70<br>1.642 | 12.03<br>.474 | 10.60<br>.417 | 2.10<br>.083 | 15.34<br>.604 | 24.24<br>.954 | 10.46<br>.412 | 20.99<br>.826 |
| 10 | 36.20<br>1.425 | 41.70<br>1.642 | 15.01<br>.591 | 10.60<br>.417 | 2.10<br>.083 | 17.70<br>.697 | 27.44<br>1.080 | 13.55<br>.533 | 24.19<br>.952 |
| 12 | 36.20<br>1.425 | 41.70<br>1.642 | 19.07<br>.751 | 10.60<br>.417 | 2.10<br>.083 | 21.69<br>.854 | 29.79<br>1.173 | 13.96<br>.550 | 26.54<br>1.045 |
| 14 | 36.20<br>1.425 | 41.70<br>1.642 | 22.25<br>.876 | 10.60<br>.417 | 2.10<br>.083 | 23.90<br>.941 | 32.10<br>1.264 | 17.42<br>.686 | 28.89<br>1.137 |
| 16 | 36.20<br>1.425 | 41.70<br>1.642 | 25.42<br>1.001 | 10.60<br>.417 | 2.10<br>.083 | 27.00<br>1.063 | 34.59<br>1.362 | 20.56<br>.809 | 31.29<br>1.232 |
| 18 | 36.91<br>1.453 | 44.46<br>1.750 | 28.60<br>1.126 | 10.60<br>.417 | 2.10<br>.083 | 30.50<br>1.201 | 36.94<br>1.454 | 23.66<br>.931 | 33.69<br>1.326 |
| 20 | 43.80<br>1.724 | 50.93<br>2.005 | 31.77<br>1.251 | 13.85<br>.545 | 2.65<br>.104 | 33.65<br>1.325 | 40.15<br>1.581 | 23.92<br>.942 | 36.89<br>1.452 |
| 22 | 43.80<br>1.724 | 50.93<br>2.005 | 34.95<br>1.376 | 13.85<br>.545 | 2.65<br>.104 | 37.10<br>1.461 | 42.24<br>1.663 | 25.52<br>1.005 | 40.00<br>1.575 |
| 24 | 43.80<br>1.724 | 50.93<br>2.005 | 38.12<br>1.501 | 14.70<br>.579 | 2.65<br>.104 | 40.00<br>1.575 | 46.44<br>1.828 | 32.00<br>1.260 | 43.29<br>1.704 |

## Cable connecting receptacle with straight adapter

| | |
|---|---|
| solder 01 A | HE 301 B 01 A |
| crimp 01 RA | HE 301 B 01 RA |

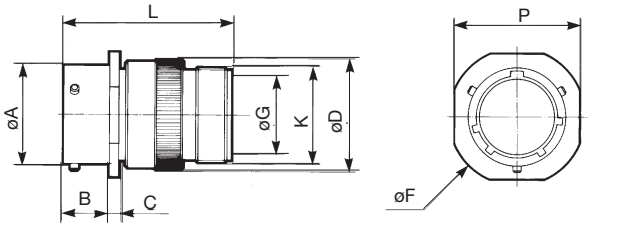


| shell size | L Max solder crimp | A | B Max | C Max | D Max | F Max | G Max | K Threading UNEF 2 A | P Max |
|---|---|---|---|---|---|---|---|---|---|
| 08 | 41.00<br>1.614 | 12.03<br>.474 | 10.60<br>.417 | 2.10<br>.083 | 14.50<br>.571 | 24.24<br>.954 | 9.10<br>.358 | 1/2 28 | 20.99<br>.826 |
| 10 | 41.00<br>1.614 | 15.01<br>.591 | 10.60<br>.417 | 2.10<br>.083 | 18.70<br>.736 | 27.44<br>1.080 | 12.08<br>.476 | 5/8 24 | 24.19<br>.952 |
| 12 | 41.00<br>1.614 | 19.07<br>.751 | 10.60<br>.417 | 2.10<br>.083 | 21.70<br>.854 | 29.79<br>1.173 | 15.25<br>.600 | 3/4 20 | 26.54<br>1.045 |
| 14 | 41.00<br>1.614 | 22.25<br>.876 | 10.60<br>.417 | 2.10<br>.083 | 25.10<br>.988 | 32.10<br>1.264 | 18.15<br>.715 | 7/8 20 | 28.89<br>1.137 |
| 16 | 41.00<br>1.614 | 25.42<br>1.001 | 10.60<br>.417 | 2.10<br>.083 | 28.13<br>1.107 | 34.59<br>1.362 | 21.32<br>.839 | 1-20 | 31.29<br>1.232 |
| 18 | 41.00<br>1.614 | 28.60<br>1.126 | 10.60<br>.417 | 2.10<br>.083 | 31.38<br>1.235 | 36.94<br>1.454 | 24.32<br>.957 | 1-3/16 18 | 33.69<br>1.326 |
| 20 | 44.00<br>1.732 | 31.77<br>1.251 | 13.85<br>.545 | 2.65<br>.104 | 34.30<br>1.350 | 40.15<br>1.581 | 26.73<br>1.052 | 1-3/16 18 | 36.89<br>1.452 |
| 22 | 44.00<br>1.732 | 34.95<br>1.376 | 13.85<br>.545 | 2.65<br>.104 | 37.60<br>1.480 | 42.24<br>1.663 | 30.67<br>1.207 | 1-7/16 18 | 40.00<br>1.575 |
| 24 | 44.00<br>1.732 | 38.12<br>1.501 | 14.70<br>.579 | 2.65<br>.104 | 40.70<br>1.602 | 46.44<br>1.828 | 33.08<br>1.302 | 1-7/16 I8 | 43.29<br>1.704 |

# 851 Series

## Cable connecting receptacle with straight backshell for heatshrink sleeving

solder 01 T

crimp 01 RT

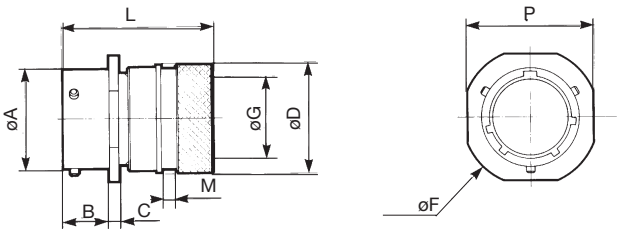


| shell size | L Max solder | L Max crimp | A | B Max | C Max | D Max | F Max | G Max solder | G Max crimp | P Max | M Max |
|---|---|---|---|---|---|---|---|---|---|---|---|
| 08 | 36.70<br>1.445 | 36.00<br>1.417 | 12.03<br>.474 | 10.60<br>.417 | 2.10<br>.083 | 15.35<br>.604 | 24.24<br>.954 | 7.20<br>.283 | 6.70<br>.264 | 20.99<br>.826 | 3.70<br>.146 |
| 10 | 36.70<br>1.445 | 36.00<br>1.417 | 15.01<br>.591 | 10.60<br>.417 | 2.10<br>.083 | 18.15<br>.715 | 27.44<br>1.080 | 10.20<br>.402 | 9.40<br>.370 | 24.19<br>.952 | 3.70<br>.146 |
| 12 | 36.70<br>1.445 | 36.00<br>1.417 | 19.07<br>.751 | 10.60<br>.417 | 2.10<br>.083 | 23.45<br>.923 | 29.70<br>1.169 | 13.20<br>.520 | 11.95<br>.470 | 26.54<br>1.045 | 3.70<br>.146 |
| 14 | 36.70<br>1.445 | 36.00<br>1.417 | 22.25<br>.876 | 10.60<br>.417 | 2.10<br>.083 | 24.25<br>.955 | 32.10<br>1.264 | 16.10<br>.634 | 15.15<br>.596 | 28.89<br>1.137 | 3.70<br>.146 |
| 16 | 39.00<br>1.535 | 38.30<br>1.508 | 25.42<br>1.001 | 10.60<br>.417 | 2.10<br>.083 | 29.55<br>1.163 | 34.59<br>1.362 | 19.25<br>.758 | 18.05<br>.711 | 31.29<br>1.232 | 3.70<br>.146 |
| 18 | 39.00<br>1.535 | 38.30<br>1.508 | 28.60<br>1.126 | 10.60<br>.417 | 2.10<br>.083 | 31.75<br>1.250 | 36.94<br>1.454 | 21.30<br>.839 | 19.95<br>.785 | 33.69<br>1.326 | 3.70<br>.146 |
| 20 | 45.30<br>1.783 | 44.20<br>1.740 | 31.77<br>1.251 | 13.85<br>.545 | 2.65<br>.104 | 35.85<br>1.411 | 40.15<br>1.581 | 24.40<br>.961 | 23.05<br>.907 | 36.89<br>1.452 | 3.70<br>.146 |
| 22 | 45.30<br>1.783 | 44.20<br>1.740 | 34.95<br>1.376 | 13.85<br>.545 | 2.65<br>.104 | 38.20<br>1.504 | 42.24<br>1.663 | 27.50<br>1.083 | 25.55<br>1.006 | 40.00<br>1.575 | 3.70<br>.146 |
| 24 | 44.00<br>1.732 | 42.60<br>1.677 | 38.12<br>1.501 | 14.70<br>.579 | 2.65<br>.104 | 41.30<br>1.626 | 46.44<br>1.828 | 30.60<br>1.205 | 28.65<br>1.128 | 43.29<br>1.704 | 3.70<br>.146 |

## Cable connecting receptacle with removable straight backshell for heatshrink sleeving

solder 01 M

crimp 01 RM

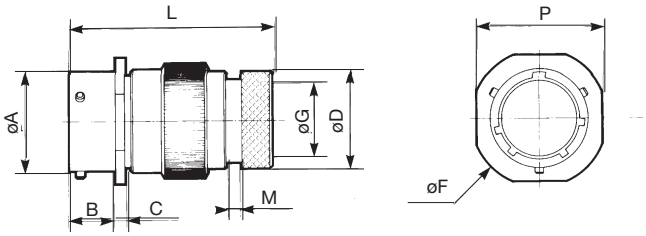


| shell size | L Max solder crimp | A | B Max | C Max | D Max | F Max | G Max | P Max | M Max |
|---|---|---|---|---|---|---|---|---|---|
| 08 | 50.00<br>1.969 | 12.03<br>.474 | 10.60<br>.417 | 2.10<br>.083 | 13.55<br>.533 | 24.24<br>.954 | 7.05<br>.278 | 20.99<br>.826 | 3.50<br>.138 |
| 10 | 50.00<br>1.969 | 15.01<br>.591 | 10.60<br>.417 | 2.10<br>.083 | 15.35<br>.604 | 27.44<br>1.080 | 9.90<br>.390 | 24.19<br>.952 | 3.50<br>.138 |
| 12 | 50.00<br>1.969 | 19.07<br>.751 | 10.60<br>.417 | 2.10<br>.083 | 19.48<br>.767 | 29.79<br>1.173 | 12.60<br>.496 | 26.54<br>1.045 | 3.50<br>.138 |
| 14 | 50.00<br>1.969 | 22.25<br>.876 | 10.60<br>.417 | 2.10<br>.083 | 21.30<br>.839 | 32.10<br>1.264 | 15.90<br>.626 | 28.89<br>1.137 | 3.50<br>.138 |
| 16 | 50.00<br>1.969 | 25.42<br>1.001 | 10.60<br>.417 | 2.10<br>.083 | 24.50<br>.965 | 34.59<br>1.362 | 18.95<br>.746 | 31.29<br>1.232 | 3.50<br>.138 |
| 18 | 50.00<br>1.969 | 28.60<br>1.126 | 10.60<br>.417 | 2.10<br>.083 | 26.45<br>1.041 | 36.94<br>1.454 | 20.90<br>.823 | 33.69<br>1.326 | 3.50<br>.138 |
| 20 | 53.30<br>2.098 | 31.77<br>1.251 | 13.85<br>.545 | 2.65<br>.104 | 30.75<br>1.211 | 40.15<br>1.581 | 23.70<br>.933 | 36.89<br>1.452 | 3.50<br>.138 |
| 22 | 53.30<br>2.098 | 34.95<br>1.376 | 13.85<br>.545 | 2.65<br>.104 | 34.24<br>1.348 | 42.24<br>1.663 | 26.60<br>1.047 | 40.00<br>1.575 | 3.50<br>.138 |
| 24 | 53.30<br>2.098 | 38.12<br>1.501 | 14.70<br>.579 | 2.65<br>.104 | 36.47<br>1.436 | 46.44<br>1.828 | 29.30<br>1.154 | 43.29<br>1.704 | 3.50<br>.138 |

## Cable connecting receptacle with removable straight backshell for screen termination and heatshrink sleeving (38 and 42 suffix)

solder 01 T

crimp 01 RT

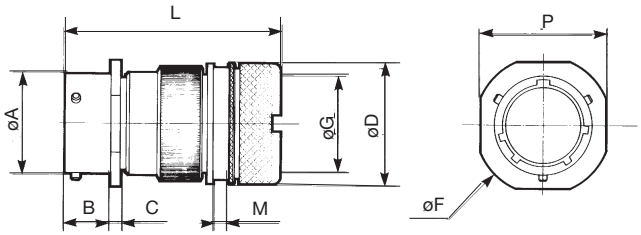


| shell size | L Max solder crimp | A | B Max | C Max | D Max | F Max | G Max | M Max | P Max |
|---|---|---|---|---|---|---|---|---|---|
| 08 | 51.60<br>2.031 | 12.03<br>.474 | 10.60<br>.417 | 2.10<br>.083 | 18.25<br>.719 | 24.24<br>.954 | 7.45<br>.293 | 3.70<br>.146 | 20.99<br>.826 |
| 10 | 51.60<br>2.031 | 15.01<br>.591 | 10.60<br>.417 | 2.10<br>.083 | 20.25<br>.797 | 27.44<br>1.080 | 9.00<br>.354 | 3.70<br>.146 | 24.19<br>.952 |
| 12 | 51.60<br>2.031 | 19.07<br>.751 | 10.60<br>.417 | 2.10<br>.083 | 24.75<br>.974 | 29.79<br>1.173 | 13.30<br>.524 | 3.70<br>.146 | 26.54<br>1.045 |
| 14 | 51.60<br>2.031 | 22.25<br>.876 | 10.60<br>.417 | 2.10<br>.083 | 27.75<br>1.093 | 32.10<br>1.264 | 16.50<br>.650 | 3.70<br>.146 | 28.89<br>1.137 |
| 16 | 51.60<br>2.031 | 25.42<br>1.001 | 10.60<br>.417 | 2.10<br>.083 | 30.05<br>1.183 | 34.59<br>1.362 | 18.50<br>.728 | 3.70<br>.146 | 31.29<br>1.232 |
| 18 | 52.00<br>2.047 | 28.60<br>1.126 | 10.60<br>.417 | 2.10<br>.083 | 34.15<br>1.344 | 36.94<br>1.454 | 21.90<br>.862 | 3.70<br>.146 | 33.69<br>1.326 |
| 20 | 55.10<br>2.169 | 31.77<br>1.251 | 13.85<br>.545 | 2.65<br>.104 | 37.25<br>1.467 | 40.15<br>1.581 | 25.10<br>.988 | 3.70<br>.146 | 36.89<br>1.452 |
| 22 | 55.10<br>2.169 | 34.95<br>1.376 | 13.85<br>.545 | 2.65<br>.104 | 40.45<br>1.593 | 42.24<br>1.663 | 28.20<br>1.110 | 3.70<br>.146 | 40.00<br>1.575 |
| 24 | 55.10<br>2.169 | 38.12<br>1.501 | 14.70<br>.579 | 2.65<br>.104 | 43.65<br>1.719 | 46.44<br>1.828 | 31.40<br>1.236 | 3.70<br>.146 | 43.29<br>1.704 |

## Cable connecting receptacle with removable straight backshell for screen termination and heatshrink sleeving

solder 01 G

crimp 01 RG

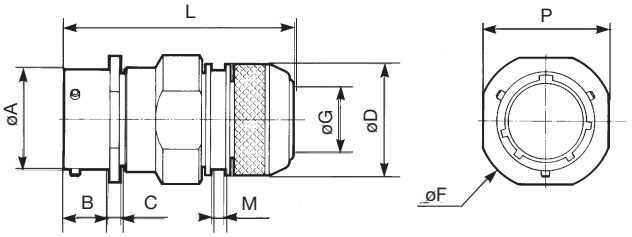


| shell size | L Max solder / crimp | A | B Max | C Max | D Max | F Max | G Max | M Max | P Max |
|---|---|---|---|---|---|---|---|---|---|
| 08 | 54.00<br>2.126 | 12.03<br>.474 | 10.60<br>.417 | 2.10<br>.083 | 16.30<br>.642 | 24.24<br>.954 | 7.45<br>.293 | 3.60<br>.142 | 20.99<br>.826 |
| 10 | 54.00<br>2.126 | 15.01<br>.591 | 10.60<br>.417 | 2.10<br>.083 | 18.30<br>.720 | 27.44<br>1.080 | 10.30<br>.406 | 3.60<br>.142 | 24.19<br>.952 |
| 12 | 54.00<br>2.126 | 19.07<br>.751 | 10.60<br>.417 | 2.10<br>.083 | 22.30<br>.878 | 29.79<br>1.173 | 13.20<br>.520 | 3.60<br>.142 | 26.54<br>1.045 |
| 14 | 54.00<br>2.126 | 22.25<br>.876 | 10.60<br>.417 | 2.10<br>.083 | 25.30<br>.996 | 32.10<br>1.264 | 16.50<br>.650 | 3.60<br>.142 | 28.89<br>1.137 |
| 16 | 54.00<br>2.126 | 25.42<br>1.001 | 10.60<br>.417 | 2.10<br>.083 | 28.30<br>1.114 | 34.59<br>1.362 | 19.35<br>.762 | 3.60<br>.142 | 31.29<br>1.232 |
| 18 | 54.00<br>2.126 | 28.60<br>1.126 | 10.60<br>.417 | 2.10<br>.083 | 32.30<br>1.272 | 36.94<br>1.454 | 21.60<br>.850 | 3.60<br>.142 | 33.69<br>1.326 |
| 20 | 59.30<br>2.335 | 31.77<br>1.251 | 13.85<br>.545 | 2.65<br>.104 | 34.30<br>1.350 | 40.15<br>1.581 | 24.80<br>.976 | 3.60<br>.142 | 36.89<br>1.452 |
| 22 | 59.30<br>2.335 | 34.95<br>1.376 | 13.85<br>.545 | 2.65<br>.104 | 38.30<br>1.508 | 42.24<br>1.663 | 27.90<br>1.098 | 3.60<br>.142 | 40.00<br>1.575 |
| 24 | 59.30<br>2.335 | 38.12<br>1.501 | 14.70<br>.579 | 2.65<br>.104 | 41.30<br>1.626 | 46.44<br>1.828 | 31.00<br>1.220 | 3.60<br>.142 | 43.29<br>1.704 |

## Cable connecting receptacle with straight sealing gland backshell

solder 01 J | HE 301 B 01 J

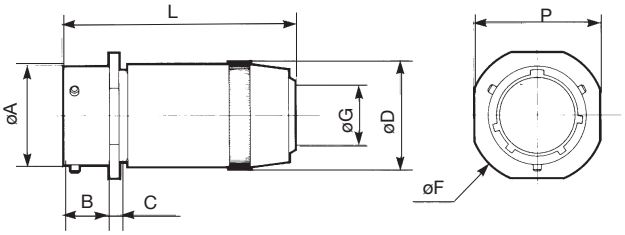


| shell size | L Max solder | A | B Max | C Max | D Max | F Max | G min | G Max | P Max |
|---|---|---|---|---|---|---|---|---|---|
| 08 | 47.60<br>1.874 | 12.03<br>.474 | 10.60<br>.417 | 2.10<br>.083 | 14.40<br>.567 | 24.24<br>.954 | 5.02<br>.198 | 5.84<br>.230 | 20.99<br>.826 |
| 10 | 47.60<br>1.874 | 15.01<br>.591 | 10.60<br>.417 | 2.10<br>.083 | 17.60<br>.693 | 27.44<br>1.080 | 5.94<br>.234 | 6.76<br>.266 | 24.19<br>.952 |
| 12 | 48.70<br>1.917 | 19.07<br>.751 | 10.60<br>.417 | 2.10<br>.083 | 21.10<br>.831 | 29.79<br>1.173 | 9.34<br>.368 | 10.16<br>.400 | 26.54<br>1.045 |
| 14 | 53.50<br>2.106 | 22.25<br>.876 | 10.60<br>.417 | 2.10<br>.083 | 24.40<br>.961 | 32.10<br>1.264 | 11.32<br>.446 | 12.14<br>.478 | 28.89<br>1.137 |
| 16 | 59.00<br>2.323 | 25.42<br>1.001 | 10.60<br>.417 | 2.10<br>.083 | 27.60<br>1.087 | 34.59<br>1.362 | 14.73<br>.580 | 15.55<br>.612 | 31.29<br>1.232 |
| 18 | 65.00<br>2.559 | 28.60<br>1.126 | 10.60<br>.417 | 2.10<br>.083 | 30.80<br>1.213 | 36.94<br>1.454 | 16.00<br>.630 | 16.82<br>.662 | 33.69<br>1.326 |
| 20 | 79.10<br>3.114 | 31.77<br>1.251 | 13.85<br>.545 | 2.65<br>.104 | 34.10<br>1.343 | 40.15<br>1.581 | 16.89<br>.665 | 17.71<br>.697 | 36.89<br>1.452 |
| 22 | 80.00<br>3.150 | 34.95<br>1.376 | 13.85<br>.545 | 2.65<br>.104 | 37.30<br>1.469 | 42.24<br>1.663 | 17.78<br>.700 | 18.60<br>.732 | 40.00<br>1.575 |
| 24 | 90.00<br>3.543 | 38.12<br>1.501 | 14.70<br>.579 | 2.65<br>.104 | 40.50<br>1.594 | 46.44<br>1.828 | 20.34<br>.801 | 21.16<br>.833 | 43.29<br>1.704 |

## Cable connecting receptacle with straight sealing gland and cable clamp backshell

solder 01 JC | MS 3111 J

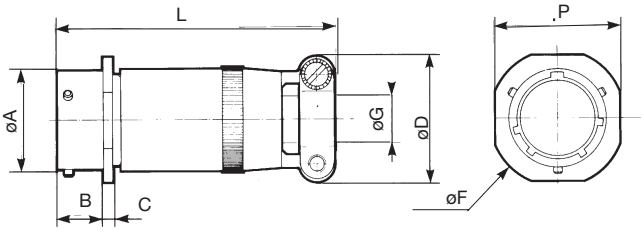


| shell size | L Max solder | A | B Max | C Max | D Max | F Max | G min | G Max | P Max |
|---|---|---|---|---|---|---|---|---|---|
| 08 | 57.68<br>2.271 | 12.03<br>.474 | 10.60<br>.417 | 2.10<br>.083 | 19.90<br>.783 | 24.24<br>.954 | 5.02<br>.198 | 5.84<br>.230 | 20.99<br>.826 |
| 10 | 57.68<br>2.271 | 15.01<br>.591 | 10.60<br>.417 | 2.10<br>.083 | 21.50<br>.846 | 27.44<br>1.080 | 5.94<br>.234 | 6.76<br>.266 | 24.19<br>.952 |
| 12 | 61.24<br>2.411 | 19.07<br>.751 | 10.60<br>.417 | 2.10<br>.083 | 25.00<br>.984 | 29.79<br>1.173 | 9.34<br>.368 | 10.16<br>.400 | 26.54<br>1.045 |
| 14 | 66.01<br>2.599 | 22.25<br>.876 | 10.60<br>.417 | 2.10<br>.083 | 27.80<br>1.094 | 32.10<br>1.264 | 11.32<br>.446 | 12.14<br>.478 | 28.89<br>1.137 |
| 16 | 74.75<br>2.943 | 25.42<br>1.001 | 10.60<br>.417 | 2.10<br>.083 | 29.40<br>1.157 | 34.59<br>1.362 | 14.73<br>.580 | 15.50<br>.610 | 31.29<br>1.232 |
| 18 | 80.57<br>3.172 | 28.60<br>1.126 | 10.60<br>.417 | 2.10<br>.083 | 35.30<br>1.390 | 36.94<br>1.454 | 16.00<br>.630 | 16.82<br>.662 | 33.69<br>1.326 |
| 20 | 91.69<br>3.610 | 31.77<br>1.251 | 13.85<br>.545 | 2.65<br>.104 | 35.30<br>1.390 | 40.15<br>1.581 | 16.89<br>.665 | 17.71<br>.697 | 36.89<br>1.452 |
| 22 | 95.66<br>3.766 | 34.95<br>1.376 | 13.85<br>.545 | 2.65<br>.104 | 41.10<br>1.618 | 42.24<br>1.663 | 17.78<br>.700 | 18.60<br>.732 | 40.00<br>1.575 |
| 24 | 101.22<br>3.985 | 38.12<br>1.501 | 14.70<br>.579 | 2.65<br>.104 | 42.40<br>1.669 | 46.44<br>1.828 | 20.34<br>.801 | 21.16<br>.833 | 43.29<br>1.704 |

# 851 Series

## Plug with backnut

| | |
|---|---|
| solder 06 E | HE 301 B 06 E<br>MS 3116 E |
| crimp 06 R | HE 301 B 06 R<br>MS 3126 E |

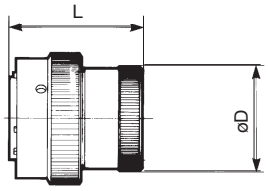


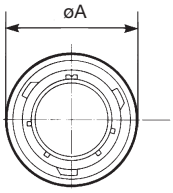


| shell size | L Max solder | L Max crimp | A Max | D Max |
|---|---|---|---|---|
| 08 | 32.54<br>1.281 | 32.00<br>1.260 | 19.05<br>.750 | 13.50<br>.531 |
| 10 | 32.54<br>1.281 | 32.00<br>1.260 | 21.80<br>.858 | 16.70<br>.657 |
| 12 | 32.54<br>1.281 | 32.00<br>1.260 | 26.15<br>1.030 | 19.90<br>.783 |
| 14 | 32.54<br>1.281 | 32.00<br>1.260 | 29.35<br>1.156 | 23.40<br>.921 |
| 16 | 32.54<br>1.281 | 32.00<br>1.260 | 32.50<br>1.280 | 26.60<br>1.047 |
| 18 | 32.54<br>1.281 | 32.00<br>1.260 | 35.30<br>1.390 | 29.60<br>1.165 |
| 20 | 33.30<br>1.311 | 32.10<br>1.264 | 38.85<br>1.530 | 32.70<br>1.287 |
| 22 | 33.30<br>1.311 | 32.10<br>1.264 | 42.05<br>1.656 | 36.00<br>1.417 |
| 24 | 33.30<br>1.311 | 32.10<br>1.264 | 45.10<br>1.776 | 39.10<br>1.539 |

## Plug with straight cable clamp

| | |
|---|---|
| solder 06 EC | HE 301 B 06 EC<br>MS 3116 F |
| 06 AC | HE 301 B 06 AC |
| crimp 06 RC | HE 301 B 06 RC<br>MS 3126 F<br>VG 95328 K |

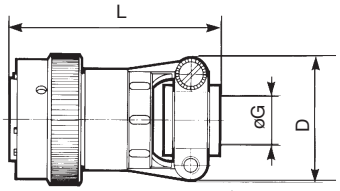


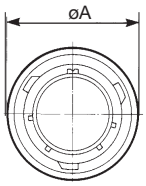


| shell size | L Max solder | L Max crimp | A Max | D Max | G |
|---|---|---|---|---|---|
| 08 | 48.00<br>1.890 | 47.30<br>1.862 | 19.05<br>.750 | 19.90<br>.783 | 3.50<br>.138 |
| 10 | 48.00<br>1.890 | 47.30<br>1.862 | 21.80<br>.858 | 21.50<br>.846 | 5.00<br>.197 |
| 12 | 48.00<br>1.890 | 47.30<br>1.862 | 26.15<br>1.030 | 25.00<br>.984 | 8.20<br>.323 |
| 14 | 48.00<br>1.890 | 47.30<br>1.862 | 29.35<br>1.156 | 27.80<br>1.094 | 10.00<br>.394 |
| 16 | 51.00<br>2.008 | 50.50<br>1.988 | 32.50<br>1.280 | 29.40<br>1.157 | 13.00<br>.512 |
| 18 | 51.00<br>2.008 | 50.50<br>1.988 | 35.30<br>1.390 | 35.30<br>1.390 | 16.00<br>.630 |
| 20 | 52.00<br>2.047 | 50.20<br>1.976 | 38.85<br>1.530 | 35.30<br>1.390 | 16.00<br>.630 |
| 22 | 52.00<br>2.047 | 50.20<br>1.976 | 42.05<br>1.656 | 41.10<br>1.618 | 19.30<br>.760 |
| 24 | 52.00<br>2.047 | 50.20<br>1.976 | 45.10<br>1.776 | 42.40<br>1.669 | 20.60<br>.811 |

## Plug with straight backshell for potting

| | |
|---|---|
| solder 06 P | HE 301 B 06 P<br>MS 3116 P |
| crimp 06 RP | HE 301 B 06 RP<br>MS 3126 P |

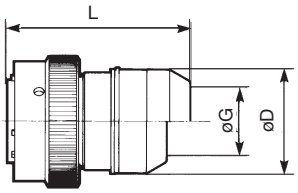


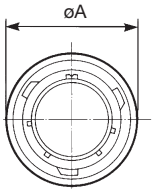


| shell size | L Max solder | L Max crimp | A Max | D Max | G Max |
|---|---|---|---|---|---|
| 08 | 36.20<br>1.425 | 42.10<br>1.657 | 19.05<br>.750 | 15.34<br>.604 | 10.46<br>.412 |
| 10 | 36.20<br>1.425 | 42.10<br>1.657 | 21.80<br>.858 | 17.70<br>.697 | 13.55<br>.533 |
| 12 | 36.20<br>1.425 | 42.10<br>1.657 | 26.15<br>1.030 | 21.69<br>.854 | 13.96<br>.550 |
| 14 | 36.20<br>1.425 | 42.10<br>1.657 | 29.35<br>1.156 | 23.90<br>.941 | 17.42<br>.686 |
| 16 | 36.20<br>1.425 | 42.10<br>1.657 | 32.50<br>1.280 | 27.00<br>1.063 | 20.56<br>.809 |
| 18 | 37.70<br>1.484 | 45.40<br>1.787 | 35.30<br>1.390 | 30.50<br>1.201 | 23.66<br>.931 |
| 20 | 42.40<br>1.669 | 50.00<br>1.969 | 38.85<br>1.530 | 33.65<br>1.325 | 23.92<br>.942 |
| 22 | 42.40<br>1.669 | 50.00<br>1.969 | 42.05<br>1.656 | 37.10<br>1.461 | 25.52<br>1.005 |
| 24 | 42.85<br>1.687 | 50.00<br>1.969 | 45.10<br>1.776 | 40.00<br>1.575 | 32.00<br>1.260 |

# 851 Series

## Plug with straight adapter

| | |
|---|---|
| solder 06 A | HE 301 B 06 A |
| crimp 06 RA | HE 301 B 06 RA |

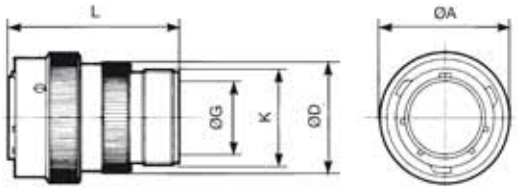


| shell size | L Max solder/crimp | A Max | D Max | G Max | K threading UNEF 2 A |
|---|---|---|---|---|---|
| 08 | 41.00<br>1.614 | 19.05<br>.750 | 14.50<br>.571 | 9.10<br>.358 | 1/2 28 |
| 10 | 41.00<br>1.614 | 21.80<br>.858 | 18.70<br>.736 | 12.08<br>.476 | 5/8 24 |
| 12 | 41.00<br>1.614 | 26.15<br>1.030 | 21.70<br>.854 | 15.25<br>.600 | 3/4 20 |
| 14 | 41.00<br>1.614 | 29.35<br>1.156 | 25.10<br>.988 | 18.15<br>.715 | 7/8 20 |
| 16 | 41.00<br>1.614 | 32.50<br>1.280 | 28.13<br>1.107 | 21.32<br>.839 | 1-20 |
| 18 | 41.00<br>1.614 | 35.30<br>1.390 | 31.38<br>1.235 | 24.32<br>.957 | 1-3/16 18 |
| 20 | 43.30<br>1.705 | 38.85<br>1.530 | 34.30<br>1.350 | 26.73<br>1.052 | 1-3/16 18 |
| 22 | 43.30<br>1.705 | 42.05<br>1.656 | 37.60<br>1.480 | 30.67<br>1.207 | 1-7/16 18 |
| 24 | 43.50<br>1.713 | 45.10<br>1.776 | 40.70<br>1.602 | 33.08<br>1.302 | 1-7/16 18 |

## Plug with straight backshell for heatshrink sleeving

| | |
|---|---|
| solder 06 T | |
| crimp 06 RT | VG 95328 J |

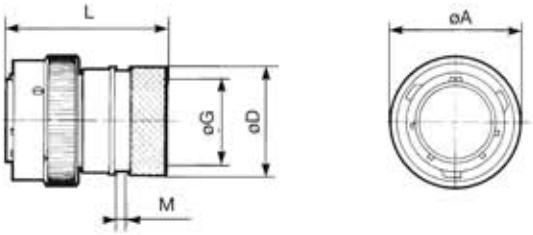


| shell size | L Max solder | L Max crimp | A | D Max | G Max solder | G Max crimp | M Max |
|---|---|---|---|---|---|---|---|
| 08 | 36.70<br>1.445 | 36.00<br>1.417 | 19.05<br>.750 | 15.35<br>.604 | 7.20<br>.283 | 6.70<br>.264 | 3.70<br>.146 |
| 10 | 36.70<br>1.445 | 36.00<br>1.417 | 21.80<br>.858 | 18.15<br>.715 | 10.20<br>.402 | 9.40<br>.370 | 3.70<br>.146 |
| 12 | 36.70<br>1.445 | 36.00<br>1.417 | 26.15<br>1.030 | 23.45<br>.923 | 13.20<br>.520 | 11.95<br>.470 | 3.70<br>.146 |
| 14 | 36.70<br>1.445 | 36.00<br>1.417 | 29.35<br>1.156 | 24.25<br>.955 | 16.10<br>.634 | 15.15<br>.596 | 3.70<br>.146 |
| 16 | 39.00<br>1.535 | 38.30<br>1.508 | 32.50<br>1.280 | 29.55<br>1.163 | 19.25<br>.758 | 18.05<br>.711 | 3.70<br>.146 |
| 18 | 39.00<br>1.535 | 38.30<br>1.508 | 35.30<br>1.390 | 31.75<br>1.250 | 21.30<br>.839 | 19.95<br>.785 | 3.70<br>.146 |
| 20 | 44.00<br>1.732 | 42.90<br>1.689 | 38.85<br>1.530 | 35.85<br>1.411 | 24.40<br>.961 | 23.05<br>.907 | 3.70<br>.146 |
| 22 | 44.00<br>1.732 | 42.90<br>1.689 | 42.05<br>1.656 | 38.20<br>1.504 | 27.50<br>1.083 | 25.55<br>1.006 | 3.70<br>.146 |
| 24 | 42.70<br>1.681 | 41.60<br>1.638 | 45.10<br>1.776 | 41.30<br>1.626 | 30.60<br>1.205 | 28.65<br>1.128 | 3.70<br>.146 |

## Plug with removable straight backshell for heatshrink sleeving

| | |
|---|---|
| solder 06 M | |
| crimp 06 RM | |

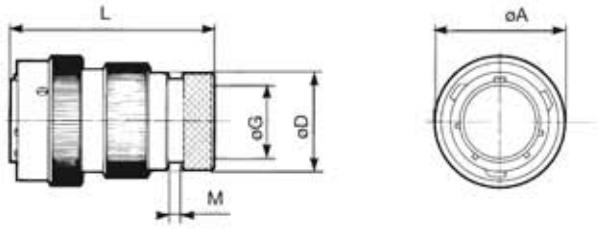


| shell size | L Max solder/crimp | A Max | D Max | G Max | M Max |
|---|---|---|---|---|---|
| 08 | 50.00<br>1.969 | 19.05<br>.750 | 13.55<br>.533 | 7.05<br>.278 | 3.50<br>.138 |
| 10 | 50.00<br>1.969 | 21.80<br>.858 | 15.35<br>.604 | 9.90<br>.390 | 3.50<br>.138 |
| 12 | 50.00<br>1.969 | 26.15<br>1.030 | 19.48<br>.767 | 12.60<br>.496 | 3.50<br>.138 |
| 14 | 50.00<br>1.969 | 29.35<br>1.156 | 21.30<br>.839 | 15.90<br>.626 | 3.50<br>.138 |
| 16 | 50.00<br>1.969 | 32.50<br>1.280 | 24.50<br>.965 | 18.95<br>.746 | 3.50<br>.138 |
| 18 | 50.00<br>1.969 | 35.30<br>1.390 | 26.45<br>1.041 | 20.90<br>.823 | 3.50<br>.138 |
| 20 | 52.00<br>2.047 | 38.85<br>1.530 | 30.73<br>1.210 | 23.70<br>.933 | 3.50<br>.138 |
| 22 | 52.00<br>2.047 | 42.05<br>1.656 | 34.24<br>1.348 | 26.60<br>1.047 | 3.50<br>.138 |
| 24 | 52.00<br>2.047 | 45.10<br>1.776 | 36.47<br>1.436 | 29.30<br>1.154 | 3.50<br>.138 |

# 851 Series

## Plug with straight sealing gland backshell

| solder | |
|---|---|
| 06 J | HE 301 B 06 J |

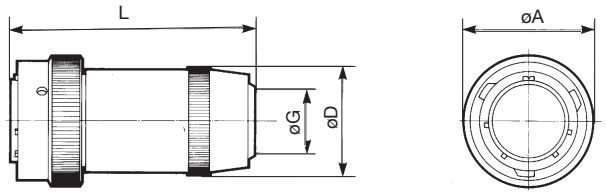


| shell size | L Max solder | A Max | D Max | G min | G Max |
|---|---|---|---|---|---|
| 08 | 47.60<br>1.874 | 19.05<br>.750 | 14.40<br>.567 | 5.02<br>.198 | 5.84<br>.230 |
| 10 | 47.60<br>1.874 | 21.80<br>.858 | 17.60<br>.693 | 5.94<br>.234 | 6.76<br>.266 |
| 12 | 49.20<br>1.937 | 26.15<br>1.030 | 21.10<br>.831 | 9.34<br>.368 | 10.16<br>.400 |
| 14 | 54.00<br>2.126 | 29.35<br>1.156 | 24.40<br>.961 | 11.32<br>.446 | 12.14<br>.478 |
| 16 | 59.60<br>2.346 | 32.50<br>1.280 | 27.60<br>1.087 | 14.73<br>.580 | 15.55<br>.612 |
| 18 | 65.60<br>2.583 | 35.30<br>1.390 | 30.80<br>1.213 | 16.00<br>.630 | 16.80<br>.661 |
| 20 | 78.00<br>3.071 | 38.85<br>1.530 | 34.10<br>1.343 | 16.89<br>.665 | 17.71<br>.697 |
| 22 | 79.50<br>3.130 | 42.05<br>1.656 | 37.30<br>1.469 | 17.78<br>.700 | 18.60<br>.732 |
| 24 | 90.00<br>3.543 | 45.10<br>1.776 | 40.50<br>1.594 | 20.34<br>.801 | 21.16<br>.833 |

## Plug with straight sealing gland and cable clamp backshell

| solder | |
|---|---|
| 06 JC | MS 3116 J |

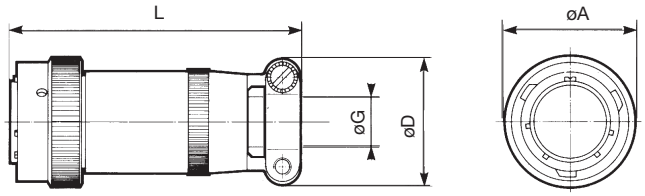


| shell size | L Max solder | A Max | D Max | G min | G Max |
|---|---|---|---|---|---|
| 08 | 57.68<br>2.271 | 19.05<br>.750 | 19.90<br>.783 | 5.02<br>.198 | 5.84<br>.230 |
| 10 | 57.68<br>2.271 | 21.80<br>.858 | 21.50<br>.846 | 5.94<br>.234 | 6.76<br>.266 |
| 12 | 61.24<br>2.411 | 26.15<br>1.030 | 25.00<br>.984 | 9.34<br>.368 | 10.16<br>.400 |
| 14 | 66.01<br>2.599 | 29.35<br>1.156 | 27.80<br>1.094 | 11.32<br>.446 | 12.14<br>.478 |
| 16 | 74.75<br>2.943 | 32.50<br>1.280 | 29.40<br>1.157 | 14.73<br>.580 | 15.50<br>.610 |
| 18 | 80.57<br>3.172 | 35.30<br>1.390 | 35.30<br>1.390 | 16.00<br>.630 | 16.82<br>.662 |
| 20 | 91.69<br>3.610 | 38.85<br>1.530 | 35.30<br>1.390 | 16.89<br>.665 | 17.71<br>.697 |
| 22 | 95.66<br>3.766 | 42.05<br>1.656 | 41.10<br>1.618 | 17.78<br>.700 | 18.60<br>.732 |
| 24 | 101.22<br>3.985 | 45.10<br>1.776 | 42.40<br>1.669 | 20.34<br>.801 | 21.16<br>.833 |

## Plug with elbow cable clamp backshell

| solder | |
|---|---|
| 08 EC | HE 301 B 08 EC |
| crimp | |
| 08 RC | HE 301 B 08 RC |

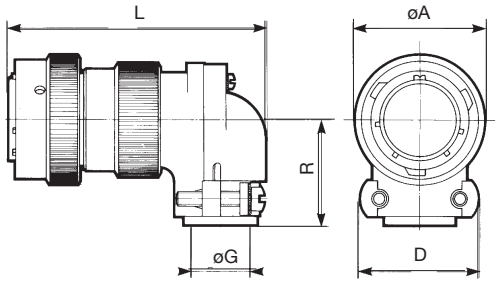


| shell size | L Max solder/crimp | A Max | D Max | G | R Max |
|---|---|---|---|---|---|
| 08 | 50.10<br>1.972 | 19.05<br>.750 | 19.70<br>.776 | 3.50<br>.138 | 16.00<br>.630 |
| 10 | 52.60<br>2.071 | 21.80<br>.858 | 21.20<br>.835 | 5.00<br>.197 | 18.00<br>.709 |
| 12 | 54.90<br>2.161 | 26.15<br>1.030 | 24.20<br>.953 | 8.20<br>.323 | 19.50<br>.768 |
| 14 | 58.50<br>2.303 | 29.35<br>1.156 | 27.50<br>1.083 | 10.00<br>.394 | 22.00<br>.866 |
| 16 | 60.80<br>2.394 | 32.50<br>1.280 | 29.10<br>1.146 | 13.00<br>.512 | 23.50<br>.925 |
| 18 | 65.00<br>2.559 | 35.30<br>1.390 | 35.70<br>1.406 | 16.00<br>.630 | 25.00<br>.984 |
| 20 | 69.10<br>2.720 | 38.85<br>1.530 | 35.70<br>1.406 | 16.00<br>.630 | 26.50<br>1.043 |
| 22 | 71.00<br>2.795 | 42.05<br>1.656 | 39.70<br>1.563 | 19.30<br>.760 | 28.00<br>1.102 |
| 24 | 75.50<br>2.972 | 45.10<br>1.776 | 43.50<br>1.713 | 20.60<br>.811 | 31.00<br>1.220 |

## Plug with elbow backshell for potting

| | |
|---|---|
| solder 08 P | HE 301 B 08 P |
| crimp 08 RP | HE 301 B 08 RP |

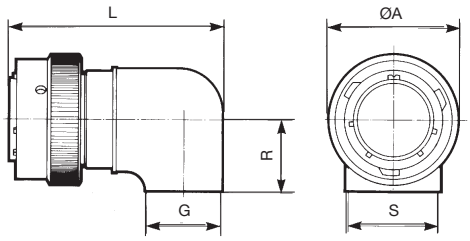


| shell size | L Max solder/crimp | A Max | G Max | R Max | S Max |
|---|---|---|---|---|---|
| 08 | 40.70<br>1.602 | 19.05<br>.750 | 8.10<br>.319 | 11.70<br>.461 | 11.30<br>.445 |
| 10 | 44.90<br>1.768 | 21.80<br>.858 | 11.30<br>.445 | 14.35<br>.565 | 14.50<br>.571 |
| 12 | 46.90<br>1.846 | 26.15<br>1.030 | 13.30<br>.524 | 15.90<br>.626 | 17.70<br>.697 |
| 14 | 49.20<br>1.937 | 29.35<br>1.156 | 16.10<br>.634 | 16.30<br>.642 | 20.10<br>.791 |
| 16 | 50.60<br>1.992 | 32.50<br>1.280 | 16.90<br>.665 | 19.30<br>.760 | 22.80<br>.898 |
| 18 | 51.80<br>2.039 | 35.30<br>1.390 | 18.10<br>.713 | 20.60<br>.811 | 25.60<br>1.008 |
| 20 | 53.70<br>2.114 | 38.85<br>1.530 | 19.70<br>.776 | 21.90<br>.862 | 28.80<br>1.134 |
| 22 | 54.80<br>2.157 | 42.05<br>1.656 | 20.80<br>.819 | 23.50<br>.925 | 31.60<br>1.244 |
| 24 | 58.20<br>2.291 | 45.10<br>1.776 | 24.20<br>.953 | 30.15<br>1.187 | 35.20<br>1.386 |

## Screened plug with straight adapter

| | |
|---|---|
| solder 36 A | |
| crimp 36 RA | VG 95328 N |

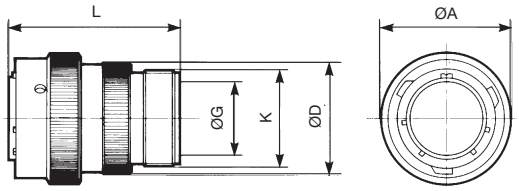


| shell size | L Max solder/crimp | A Max | D Max | G Max | K threading UNEF 2 A |
|---|---|---|---|---|---|
| 08 | 41.00<br>1.614 | 19.05<br>.750 | 14.50<br>.571 | 9.10<br>.358 | 1/2 28 |
| 10 | 41.00<br>1.614 | 21.80<br>.858 | 18.70<br>.736 | 12.08<br>.476 | 5/8 24 |
| 12 | 41.00<br>1.614 | 26.15<br>1.030 | 21.70<br>.854 | 15.25<br>.600 | 3/4 20 |
| 14 | 41.00<br>1.614 | 29.35<br>1.156 | 25.10<br>.988 | 18.15<br>.715 | 7/8 20 |
| 16 | 41.00<br>1.614 | 32.50<br>1.280 | 28.13<br>1.107 | 21.32<br>.839 | 1-20 |
| 18 | 41.00<br>1.614 | 35.30<br>1.390 | 31.38<br>1.235 | 24.32<br>.957 | 1-3/16 18 |
| 20 | 43.30<br>1.705 | 38.85<br>1.530 | 34.30<br>1.350 | 26.73<br>1.052 | 1-3/16 18 |
| 22 | 43.30<br>1.705 | 42.05<br>1.656 | 37.60<br>1.480 | 30.67<br>1.207 | 1-7/16 18 |
| 24 | 43.50<br>1.713 | 45.10<br>1.776 | 40.70<br>1.602 | 33.08<br>1.302 | 1-7/16 18 |

## Screened plug with removable straight backshell for screen termination and heatshrink sleeving (38 and 42 suffix)

| | |
|---|---|
| solder 36 T | |
| crimp 36 RT | |

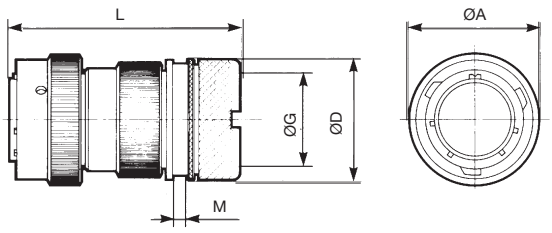


| shell size | L Max solder/crimp | A Max | D Max | G Max | M Max |
|---|---|---|---|---|---|
| 08 | 51.60<br>2.031 | 19.05<br>.750 | 18.25<br>.719 | 7.45<br>.293 | 3.70<br>.146 |
| 10 | 51.60<br>2.031 | 21.80<br>.858 | 20.25<br>.797 | 9.00<br>.354 | 3.70<br>.146 |
| 12 | 51.60<br>2.031 | 26.15<br>1.030 | 24.75<br>.974 | 13.30<br>.524 | 3.70<br>.146 |
| 14 | 51.60<br>2.031 | 29.35<br>1.156 | 27.75<br>1.093 | 16.50<br>.650 | 3.70<br>.146 |
| 16 | 51.60<br>2.031 | 32.50<br>1.280 | 30.05<br>1.183 | 18.50<br>.728 | 3.70<br>.146 |
| 18 | 52.00<br>2.047 | 35.30<br>1.390 | 34.15<br>1.344 | 21.90<br>.862 | 3.70<br>.146 |
| 20 | 53.90<br>2.122 | 38.85<br>1.530 | 37.25<br>1.467 | 25.10<br>.988 | 3.70<br>.146 |
| 22 | 53.90<br>2.122 | 42.05<br>1.656 | 40.45<br>1.593 | 28.20<br>1.110 | 3.70<br>.146 |
| 24 | 53.90<br>2.122 | 45.10<br>1.776 | 43.65<br>1.719 | 31.40<br>1.236 | 3.70<br>.146 |

## Screened plug with removable straight backshell for screen termination and heatshrink sleeving

| | |
|---|---|
| solder 36 G | |
| crimp 36 RG | VG 95328 M |

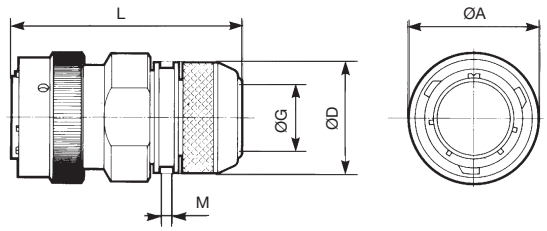


| shell size | L Max solder/crimp | A Max | D Max | G Max | M Max |
|---|---|---|---|---|---|
| 08 | 54.00<br>2.126 | 19.05<br>.750 | 16.30<br>.642 | 7.45<br>.293 | 3.60<br>.142 |
| 10 | 54.00<br>2.126 | 21.80<br>.858 | 18.30<br>.720 | 10.30<br>.406 | 3.60<br>.142 |
| 12 | 54.00<br>2.126 | 26.15<br>1.030 | 22.30<br>.878 | 13.20<br>.520 | 3.60<br>.142 |
| 14 | 54.00<br>2.126 | 29.35<br>1.156 | 25.30<br>.996 | 16.50<br>.650 | 3.60<br>.142 |
| 16 | 54.00<br>2.126 | 32.50<br>1.280 | 28.30<br>1.114 | 19.35<br>.762 | 3.60<br>.142 |
| 18 | 54.00<br>2.126 | 35.30<br>1.390 | 32.30<br>1.272 | 21.60<br>.850 | 3.60<br>.142 |
| 20 | 58.00<br>2.283 | 38.85<br>1.530 | 34.30<br>1.350 | 24.80<br>.976 | 3.60<br>.142 |
| 22 | 58.00<br>2.283 | 42.05<br>1.656 | 38.30<br>1.508 | 27.90<br>1.098 | 3.60<br>.142 |
| 24 | 58.00<br>2.283 | 45.10<br>1.776 | 41.30<br>1.626 | 31.00<br>1.220 | 3.60<br>.142 |

## Plug with straight adapter for electrical pitch access

| | |
|---|---|
| solder 06 Z | |
| crimp 06 RZ | |

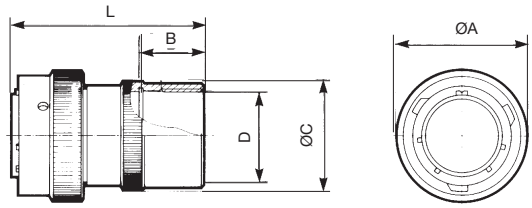


| shell size | L Max solder/crimp | A Max | B Max | C Max | D threading PE |
|---|---|---|---|---|---|
| 08 | - | - | - | - | - |
| 10 | - | - | - | - | - |
| 12 | 43.00<br>1.693 | 26.15<br>1.030 | 9.00<br>.354 | 24.80<br>.976 | 11 |
| 14 | 45.00<br>1.772 | 29.35<br>1.156 | 11.00<br>.433 | 28.80<br>1.134 | 16 |
| 16 | 45.00<br>1.772 | 32.50<br>1.280 | 11.00<br>.433 | 30.80<br>1.213 | 16 |
| 18 | 46.00<br>1.811 | 35.30<br>1.390 | 12.00<br>.472 | 40.80<br>1.606 | 21 |
| 20 | 46.50<br>1.831 | 38.85<br>1.530 | 12.00<br>.472 | 40.80<br>1.606 | 21 |
| 22 | 46.50<br>1.831 | 42.05<br>1.656 | 12.00<br>.472 | 40.80<br>1.606 | 21 |
| 24 | 65.50<br>2.579 | 45.10<br>1.776 | 31.40<br>1.236 | 45.00<br>1.772 | 29 |

## Screened plug with lock finger and short backshell for screen termination and heatshrink sleeving

| | |
|---|---|
| solder 76 U | |
| crimp 76 RU | VG 95328 U |

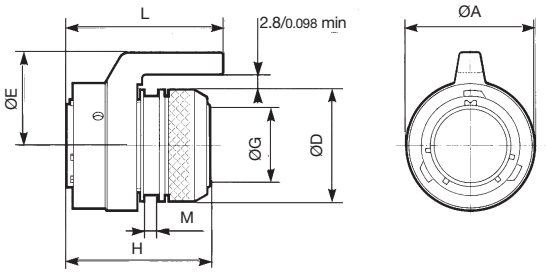


| shell size | L Max solder crimp | A Max | D Max | H Max | G Max | E Max | M Max |
|---|---|---|---|---|---|---|---|
| 08 | - | - | - | - | - | - | - |
| 10 | - | - | - | - | - | - | - |
| 12 | 35.60<br>1.402 | 25.00<br>.984 | 22.50<br>.886 | 32.00<br>1.260 | 13.20<br>.520 | 19.50<br>.768 | 3.70<br>.146 |
| 14 | 35.60<br>1.402 | 29.00<br>1.142 | 25.50<br>1.004 | 32.00<br>1.260 | 16.10<br>.634 | 21.00<br>.827 | 3.70<br>.146 |
| 16 | 35.60<br>1.402 | 32.00<br>1.260 | 28.50<br>1.122 | 32.00<br>1.260 | 19.25<br>.758 | 22.50<br>.886 | 3.70<br>.146 |
| 18 | - | - | - | - | - | - | - |
| 20 | - | - | - | - | - | - | - |
| 22 | - | - | - | - | - | - | - |
| 24 | - | - | - | - | - | - | - |

# 851 Series

## Hermetic connectors

square flange receptacle

02 H | HE 301 B 02 H

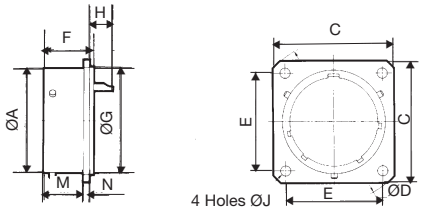


| shell size | A | C Max | D Max | E | F | G | H Max | J | M Max | N Max |
|---|---|---|---|---|---|---|---|---|---|---|
| 08 | 12.03<br>.474 | 21.42<br>.843 | 27.09<br>1.067 | 15.09<br>.594 | 13.84<br>.545 | 14.27<br>.562 | 6.97<br>.274 | 3.13<br>.123 | 11.24<br>.443 | 1.67<br>.066 |
| 10 | 15.01<br>.591 | 24.62<br>.969 | 31.87<br>1.255 | 18.26<br>.719 | 13.84<br>.545 | 17.06<br>.672 | 6.97<br>.274 | 3.13<br>.123 | 11.24<br>.443 | 1.67<br>.066 |
| 12 | 19.07<br>.751 | 26.98<br>1.062 | 35.04<br>1.380 | 20.62<br>.812 | 13.84<br>.545 | 19.85<br>.781 | 6.97<br>.274 | 3.13<br>.123 | 11.24<br>.443 | 1.67<br>.066 |
| 14 | 22.25<br>.876 | 29.36<br>1.156 | 38.22<br>1.505 | 23.00<br>.906 | 13.84<br>.545 | 23.00<br>.906 | 6.97<br>.274 | 3.13<br>.123 | 11.24<br>.443 | 1.67<br>.066 |
| 16 | 25.42<br>1.001 | 31.73<br>1.249 | 41.39<br>1.630 | 24.61<br>.969 | 13.84<br>.545 | 26.18<br>1.031 | 6.97<br>.274 | 3.13<br>.123 | 11.24<br>.443 | 1.67<br>.066 |
| 18 | 28.60<br>1.126 | 34.12<br>1.343 | 44.57<br>1.755 | 26.97<br>1.062 | 13.84<br>.545 | 29.36<br>1.156 | 6.97<br>.274 | 3.13<br>.123 | 11.24<br>.443 | 1.67<br>.066 |
| 20 | 31.77<br>1.251 | 37.20<br>1.465 | 47.74<br>1.880 | 29.36<br>1.156 | 15.42<br>.607 | 31.74<br>1.250 | 6.99<br>.275 | 3.13<br>.123 | 12.00<br>.472 | 2.48<br>.098 |
| 22 | 34.95<br>1.376 | 40.47<br>1.593 | 50.92<br>2.005 | 31.75<br>1.250 | 16.23<br>.639 | 34.92<br>1.375 | 6.99<br>.275 | 3.13<br>.123 | 12.00<br>.472 | 2.48<br>.098 |
| 24 | 38.12<br>1.501 | 43.66<br>1.719 | 55.69<br>2.193 | 34.92<br>1.375 | 17.04<br>.671 | 38.10<br>1.500 | 6.19<br>.244 | 3.81<br>.150 | 12.81<br>.504 | 2.48<br>.098 |

jam nut receptacle

07 H | HE 301 B 07 H
MS 3114 H
VG 95328 F

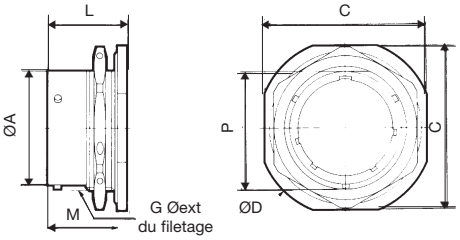


| shell size | A | C Max | D Max | G | L Max | M Max | P |
|---|---|---|---|---|---|---|---|
| 08 | 12.03<br>.474 | 24.07<br>.948 | 27.37<br>1.078 | 14.26<br>.561 | 20.53<br>.808 | 17.93<br>.706 | 13.33<br>.525 |
| 10 | 15.01<br>.591 | 27.22<br>1.072 | 30.57<br>1.204 | 17.43<br>.686 | 20.53<br>.808 | 17.93<br>.706 | 16.51<br>.650 |
| 12 | 19.07<br>.751 | 32.00<br>1.260 | 35.32<br>1.391 | 22.19<br>.874 | 20.53<br>.808 | 17.93<br>.706 | 20.63<br>.812 |
| 14 | 22.25<br>.876 | 35.17<br>1.385 | 38.50<br>1.516 | 25.36<br>.998 | 20.53<br>.808 | 17.93<br>.706 | 23.78<br>.936 |
| 16 | 25.42<br>1.001 | 38.35<br>1.510 | 41.67<br>1.641 | 28.54<br>1.124 | 20.53<br>.808 | 17.93<br>.706 | 26.93<br>1.060 |
| 18 | 28.60<br>1.126 | 41.52<br>1.635 | 44.85<br>1.766 | 31.71<br>1.248 | 20.53<br>.808 | 17.93<br>.706 | 30.10<br>1.185 |
| 20 | 31.77<br>1.251 | 46.27<br>1.822 | 49.62<br>1.954 | 34.89<br>1.374 | 26.10<br>1.028 | 22.70<br>.894 | 33.28<br>1.310 |
| 22 | 34.95<br>1.376 | 49.47<br>1.948 | 52.77<br>2.078 | 38.06<br>1.498 | 26.10<br>1.028 | 22.70<br>.894 | 36.45<br>1.435 |
| 24 | 38.12<br>1.501 | 52.62<br>2.072 | 55.97<br>2.204 | 41.24<br>1.624 | 26.93<br>1.060 | 23.54<br>.927 | 39.63<br>1.560 |

solder fixing receptacle

IH | HE 301 B 1 H
MS 3113 H
VG 95328 G

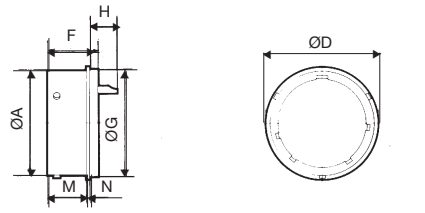


| shell size | A | D Max | H Max | F | G Max | M Max | N Max |
|---|---|---|---|---|---|---|---|
| 08 | 12.03<br>.474 | 16.40<br>.646 | 8.19<br>.322 | 13.84<br>.545 | 14.27<br>.562 | 10.69<br>.421 | 0.76<br>.030 |
| 10 | 15.01<br>.591 | 19.40<br>.764 | 8.19<br>.322 | 13.84<br>.545 | 17.06<br>.672 | 10.69<br>.421 | 0.76<br>.030 |
| 12 | 19.07<br>.751 | 21.80<br>.858 | 8.19<br>.322 | 13.84<br>.545 | 19.83<br>.781 | 10.69<br>.421 | 0.76<br>.030 |
| 14 | 22.25<br>.876 | 25.00<br>.984 | 8.19<br>.322 | 13.84<br>.545 | 23.00<br>.906 | 10.69<br>.421 | 0.76<br>.030 |
| 16 | 25.42<br>1.001 | 28.10<br>1.106 | 8.19<br>.322 | 13.84<br>.545 | 26.18<br>1.031 | 10.69<br>.421 | 0.76<br>.030 |
| 18 | 28.60<br>1.126 | 31.30<br>1.232 | 8.19<br>.322 | 13.84<br>.545 | 29.36<br>1.156 | 10.69<br>.421 | 0.76<br>.030 |
| 20 | 31.77<br>1.251 | 33.70<br>1.327 | 8.16<br>.321 | 15.42<br>.607 | 31.74<br>1.250 | 12.32<br>.485 | 0.76<br>.030 |
| 22 | 34.95<br>1.376 | 36.90<br>1.453 | 8.16<br>.321 | 16.23<br>.639 | 34.92<br>1.375 | 12.32<br>.485 | 0.76<br>.030 |
| 24 | 38.12<br>1.501 | 40.10<br>1.579 | 7.36<br>.290 | 17.04<br>.671 | 38.10<br>1.500 | 13.12<br>.517 | 0.76<br>.030 |

# 851 Series

## Wire wrap and straight spills connectors

### Square flange receptacle type 02 E

wire wrap version

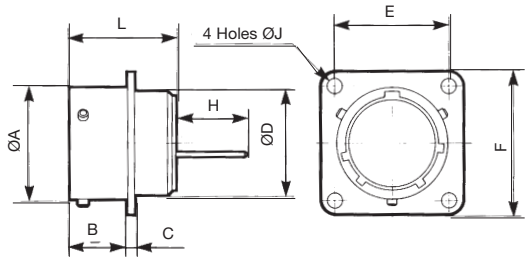


straight spills version

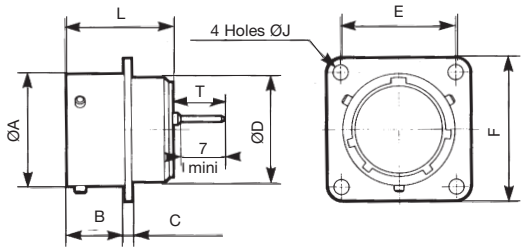


| shell size | A | B Max | C Max | Ø D Max | E | F Max | H | J | L Max | T |
|---|---|---|---|---|---|---|---|---|---|---|
| 08 | 12.03<br>.474 | 11.70<br>.461 | 1.32<br>.052 | 10.84<br>.427 | 15.09<br>.594 | 20.99<br>.826 | 12.42<br>.489 | 3.13<br>.123 | 20.50<br>.807 | 9.46<br>.372 |
| 10 | 15.01<br>.591 | 11.70<br>.461 | 1.32<br>.052 | 13.99<br>.551 | 18.26<br>.719 | 24.19<br>.952 | 12.42<br>.489 | 3.13<br>.123 | 20.50<br>.807 | 9.46<br>.372 |
| 12 | 19.07<br>.751 | 11.70<br>.461 | 1.32<br>.052 | 17.37<br>.684 | 20.62<br>.812 | 26.54<br>1.045 | 12.42<br>.489 | 3.13<br>.123 | 20.50<br>.807 | 9.46<br>.372 |
| 14 | 22.25<br>.876 | 11.70<br>.461 | 1.32<br>.052 | 20.57<br>.810 | 23.00<br>.906 | 28.89<br>1.137 | 12.42<br>.489 | 3.13<br>.123 | 20.50<br>.807 | 9.46<br>.372 |
| 16 | 25.42<br>1.001 | 11.70<br>.461 | 1.32<br>.052 | 23.62<br>.930 | 24.61<br>.969 | 31.29<br>1.232 | 12.42<br>.489 | 3.13<br>.123 | 20.50<br>.807 | 9.46<br>.372 |
| 18 | 28.60<br>1.126 | 11.70<br>.461 | 1.32<br>.052 | 26.69<br>1.051 | 26.97<br>1.062 | 33.69<br>1.326 | 12.42<br>.489 | 3.13<br>.123 | 20.50<br>.807 | 9.46<br>.372 |
| 20 | 31.77<br>1.251 | 14.35<br>.565 | 2.15<br>.085 | 29.89<br>1.177 | 29.36<br>1.156 | 36.89<br>1.452 | 10.69<br>.421 | 3.13<br>.123 | 23.80<br>.937 | 7.76<br>.306 |
| 22 | 34.95<br>1.376 | 14.35<br>.565 | 2.15<br>.085 | 33.04<br>1.301 | 31.75<br>1.250 | 39.99<br>1.574 | 10.69<br>.421 | 3.13<br>.123 | 23.80<br>.937 | 7.76<br>.306 |
| 24 | 38.12<br>1.501 | 15.20<br>.598 | 2.15<br>.085 | 36.24<br>1.427 | 34.92<br>1.375 | 43.15<br>1.699 | 10.69<br>.421 | 3.81<br>.150 | 23.80<br>.937 | 7.76<br>.306 |

### Jam nut receptacle type 07 A

wire wrap version

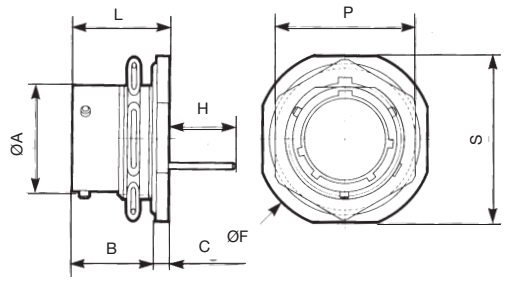


straight spills version

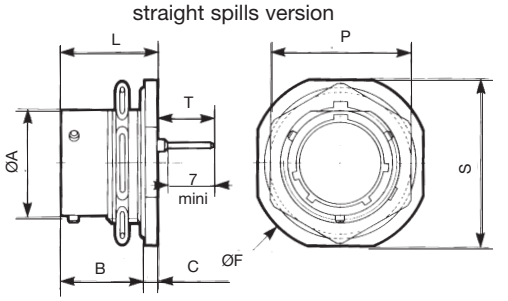


| shell size | A | B Max | C Max | F Max | H | L Max | P Max | S Max | T |
|---|---|---|---|---|---|---|---|---|---|
| 08 | 12.03<br>.474 | 17.90<br>.705 | 2.64<br>.104 | 26.94<br>1.061 | 12.42<br>.489 | 20.64<br>.813 | 19.29<br>.759 | 23.94<br>.943 | 9.46<br>.372 |
| 10 | 15.01<br>.591 | 17.90<br>.705 | 2.64<br>.104 | 30.14<br>1.187 | 12.42<br>.489 | 20.64<br>.813 | 22.38<br>.881 | 26.95<br>1.061 | 9.46<br>.372 |
| 12 | 19.07<br>.751 | 17.90<br>.705 | 2.64<br>.104 | 34.94<br>1.376 | 12.42<br>.489 | 20.64<br>.813 | 27.13<br>1.068 | 31.74<br>1.250 | 9.46<br>.372 |
| 14 | 22.25<br>.876 | 17.90<br>.705 | 2.64<br>.104 | 38.04<br>1.498 | 12.42<br>.489 | 20.64<br>.813 | 30.33<br>1.194 | 34.94<br>1.376 | 9.46<br>.372 |
| 16 | 25.42<br>1.001 | 17.90<br>.705 | 2.64<br>.104 | 41.26<br>1.624 | 12.42<br>.489 | 20.64<br>.813 | 33.48<br>1.318 | 38.24<br>1.506 | 9.46<br>.372 |
| 18 | 28.60<br>1.126 | 17.90<br>.705 | 2.64<br>.104 | 44.44<br>1.750 | 12.42<br>.489 | 20.64<br>.813 | 36.68<br>1.444 | 41.34<br>1.628 | 9.46<br>.372 |
| 20 | 31.77<br>1.251 | 22.45<br>.884 | 3.44<br>.135 | 49.14<br>1.935 | 8.64<br>.340 | 25.99<br>1.023 | 39.83<br>1.568 | 46.04<br>1.813 | 8.49<br>.334 |
| 22 | 34.95<br>1.376 | 22.45<br>.884 | 3.44<br>.135 | 52.24<br>2.057 | 8.64<br>.340 | 25.99<br>1.023 | 43.03<br>1.694 | 49.24<br>1.939 | 8.49<br>.334 |
| 24 | 38.12<br>1.501 | 23.30<br>.917 | 3.44<br>.135 | 55.54<br>2.187 | 7.79<br>.307 | 26.84<br>1.057 | 46.18<br>1.818 | 52.74<br>2.076 | 7.79<br>.307 |

## Caps

### Part numbers

| basic series | | | | | | | | | | 8500 | 05 | ••• |
|---|---|---|---|---|---|---|---|---|---|---|---|---|
| shell size | 8 | 10 | 12 | 14 | 16 | 18 | 20 | 22 | 24 | | | |
| part numbers for receptacle | 02 | 03 | 04 | 05 | 27 | 06 | 07 | 08 | 09 | | | |
| part numbers for plug | 10 | 11 | 12 | 13 | 28 | 14 | 15 | 16 | 17 | | | |
| specification | for cap type and plating | | | | | | | | | | | |

### Type and plating

| Cap type | receptacle cap | | | | plug cap | | | |
|---|---|---|---|---|---|---|---|---|
| | olive green cadmium | white cadmium | black anodized | nickel | olive green cadmium | white cadmium | black anodized | nickel |
| cap with chain and ring | D | 02 D | 29 D | 44 D | D | 02 D | 29 D | 44 D |
| cap with nylon cord and ring | B | 02 B | 29 B | 44 B | B | 02 B | 29 B | 44 B |
| cap with nylon cord and washer (shell 10, 12 and 14) | - | - | - | - | E | - | - | - |
| cap with nylon cord and washer | H | - | - | - | - | - | - | - |
| cap with chain and washer | J | - | - | - | - | - | - | - |

### Caps for plug

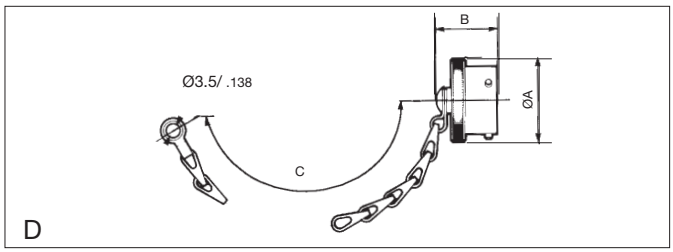


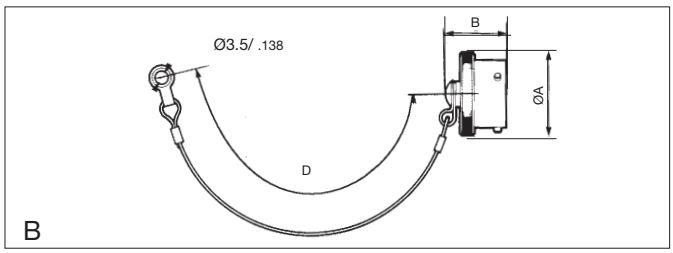


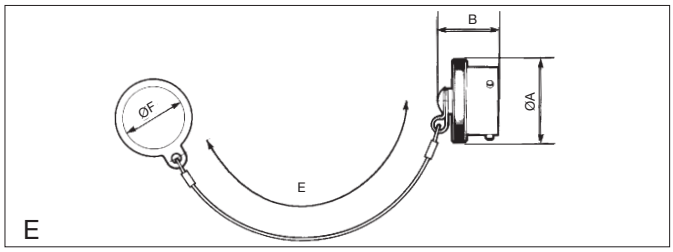


| shell size | Ø A Maxi | B Maxi | C | D | E | Ø F |
|---|---|---|---|---|---|---|
| 08 | 16.80 .661 | 19.84 .781 | 132.00 5.197 | 128.00 5.039 | - | - |
| 10 | 19.80 .780 | 19.84 .781 | 132.00 5.197 | 128.00 5.039 | 132.00 5.197 | 14.00 .551 |
| 12 | 23.90 .941 | 19.84 .781 | 148.00 5.827 | 148.00 5.827 | 148.00 5.827 | 17.60 .693 |
| 14 | 27.00 1.063 | 19.84 .781 | 148.00 5.827 | 148.00 5.827 | 148.00 5.827 | 20.80 .819 |
| 16 | 30.20 1.189 | 19.84 .781 | 148.00 5.827 | 148.00 5.827 | - | - |
| 18 | 33.40 1.315 | 19.84 .781 | 148.00 5.827 | 148.00 5.827 | - | - |
| 20 | 36.50 1.437 | 21.44 .844 | 168.00 6.614 | 153.00 6.024 | - | - |
| 22 | 39.80 1.567 | 21.44 .844 | 168.00 6.614 | 153.00 6.024 | - | - |
| 24 | 42.90 1.689 | 22.22 .875 | 168.00 6.614 | 153.00 6.024 | - | - |

# 851 Series

## Caps for receptacle

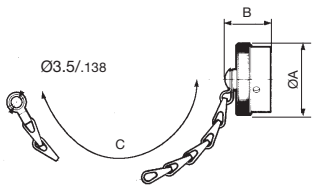


D

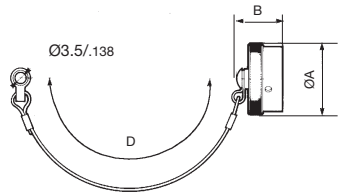


B

| shell size | Ø A Max | B Max | C | D | J Max | H | K |
|---|---|---|---|---|---|---|---|
| 08 | 19.00<br>.748 | 21.44<br>.844 | 84.00<br>3.307 | 77.00<br>3.031 | 14.80<br>.583 | 80.00<br>3.150 | 84.00<br>3.307 |
| 10 | 21.80<br>.858 | 21.44<br>.844 | 84.00<br>3.307 | 77.00<br>3.031 | 17.90<br>.705 | 80.00<br>3.150 | 84.00<br>3.307 |
| 12 | 26.10<br>1.028 | 21.44<br>.844 | 100.00<br>3.937 | 89.00<br>3.504 | 22.70<br>.894 | 90.00<br>3.543 | 100.00<br>3.937 |
| 14 | 29.30<br>1.154 | 21.44<br>.844 | 100.00<br>3.937 | 89.00<br>3.504 | 25.90<br>1.020 | 90.00<br>3.543 | 100.00<br>3.937 |
| 16 | 32.50<br>1.280 | 21.44<br>.844 | 100.00<br>3.937 | 89.00<br>3.504 | 29.00<br>1.142 | 90.00<br>3.543 | 100.00<br>3.937 |
| 18 | 35.30<br>1.390 | 21.44<br>.844 | 100.00<br>3.937 | 89.00<br>3.504 | 32.20<br>1.268 | 90.00<br>3.543 | 100.00<br>3.937 |
| 20 | 38.80<br>1.528 | 21.44<br>.844 | 116.00<br>4.567 | 102.00<br>4.016 | 35.40<br>1.394 | 110.00<br>4.331 | 116.00<br>4.567 |
| 22 | 42.00<br>1.654 | 21.44<br>.844 | 116.00<br>4.567 | 102.00<br>4.016 | 38.60<br>1.520 | 110.00<br>4.331 | 116.00<br>4.567 |
| 24 | 45.10<br>1.776 | 22.22<br>.875 | 116.00<br>4.567 | 102.00<br>4.016 | 41.70<br>1.642 | 110.00<br>4.331 | 116.00<br>4.567 |

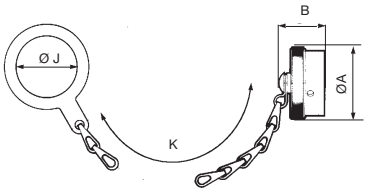


J

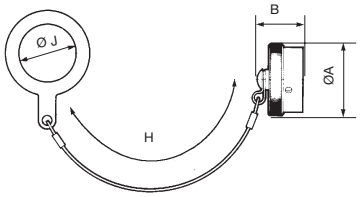


H

# Tools

## Crimping pliers

| contact sizes | wire size mm² | wire size AWG | part numbers crimping tool | part numbers locator |
|---|---|---|---|---|
| 20 | 0,93<br>0,60<br>0,38<br>0,21 | 18<br>20<br>22<br>24 | 8465 (MS 3191-1)<br>8476-01 (M 22520 / 2-01)<br>8365 (M 22520 / 1-01) | MS 3191-20 A<br>8476-02 (M 22520 / 2-02)<br>8365-02 (M 22520 / 1-02) |
| 16 | 1,91<br>1,34<br>0,93 | 14<br>16<br>18 | 8465 (MS 3191-1)<br>8365 (M 22520 / 1-01) | MS 3191-16 A<br>8365-02 (M 22520 / 1-02) |

## Insertion and extraction tools

| contact type | contact size | part numbers insertion tools | part numbers extraction tools |
|---|---|---|---|
| crimp | 20 | 8500-29 B * | 8500-36 A |
| | 16 | 8500-39 | 8500-38 A |
| for wire cap | 20 | 8500-31 | 8500-31 |
| | 16 | or 8500-39<br>8500-37 | 8500-37 |

Spare tube for tool : - 8500-36 A PN : 8500-1163
- 8500-38 A PN : 8500-1184

* Except 8-2, 8-3, 8-4, 12-14 contact layouts : insertion tool 8500-93B

## Filler plug

| contact size | part numbers | colour | profile |
|---|---|---|---|
| 20 | 8500-4144 | grey | |
| 16 | 8500-479 | blue | |
| 20 | 8500-4144 A (MS 3187 A 20) | red | |
| 16 | 8500-4267 (MS 3187-16) | blue | |

## Panel cut-out

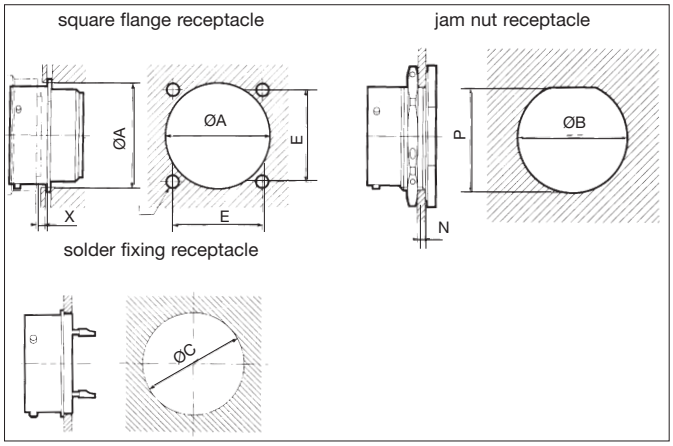


| shell size | A | B | C | E | J | N min | N Max | P | X min |
|---|---|---|---|---|---|---|---|---|---|
| 08 | 15.55<br>.612 | 14.60<br>.575 | 14.70<br>.579 | 15.10<br>.594 | 3.15<br>.124 | 1.57<br>.062 | 3.17<br>.125 | 13.75<br>.541 | 2.90<br>.114 |
| 10 | 18.80<br>.740 | 17.75<br>.699 | 17.50<br>.689 | 18.26<br>.719 | 3.15<br>.124 | 1.57<br>.062 | 3.17<br>.125 | 16.95<br>.667 | 2.90<br>.114 |
| 12 | 22.15<br>.872 | 22.50<br>.886 | 20.20<br>.795 | 20.62<br>.812 | 3.15<br>.124 | 1.57<br>.062 | 3.17<br>.125 | 21.50<br>.846 | 2.90<br>.114 |
| 14 | 25.30<br>.996 | 25.70<br>1.012 | 23.40<br>.921 | 23.00<br>.906 | 3.15<br>.124 | 1.57<br>.062 | 3.17<br>.125 | 24.20<br>.953 | 2.90<br>.114 |
| 16 | 28.45<br>1.120 | 28.85<br>1.136 | 26.60<br>1.047 | 24.60<br>.969 | 3.15<br>.124 | 1.57<br>.062 | 3.17<br>.125 | 27.35<br>1.077 | 2.90<br>.114 |
| 18 | 31.65<br>1.246 | 32.05<br>1.262 | 29.80<br>1.173 | 26.97<br>1.062 | 3.15<br>.124 | 1.57<br>.062 | 3.17<br>.125 | 30.55<br>1.203 | 2.90<br>.114 |
| 20 | 34.80<br>1.370 | 35.20<br>1.386 | 32.10<br>1.264 | 29.36<br>1.156 | 3.15<br>.124 | 1.57<br>.062 | 6.35<br>.250 | 33.70<br>1.327 | 5.50<br>.217 |
| 22 | 38.00<br>1.496 | 38.40<br>1.512 | 35.30<br>1.390 | 31.75<br>1.250 | 3.15<br>.124 | 1.57<br>.062 | 6.35<br>.250 | 36.90<br>1.453 | 5.50<br>.217 |
| 24 | 41.20<br>1.622 | 41.55<br>1.636 | 38.40<br>1.512 | 34.92<br>1.375 | 3.73<br>.147 | 1.57<br>.062 | 6.35<br>.250 | 40.05<br>1.577 | 5.50<br>.217 |

## Accessories

### Dummy receptacle

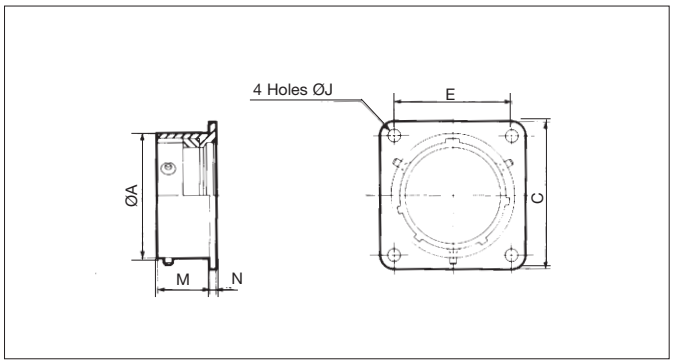


| Shell size | A | C Max | E | J | M Max | N Max |
|---|---|---|---|---|---|---|
| 08 | 12.03<br>.474 | 20.99<br>.826 | 15.09<br>.594 | 3.13<br>.123 | 11.70<br>.461 | 1.32<br>.052 |
| 10 | 15.01<br>.591 | 24.19<br>.952 | 18.26<br>.719 | 3.13<br>.123 | 11.70<br>.461 | 1.32<br>.052 |
| 12 | 19.07<br>.751 | 26.54<br>1.045 | 20.62<br>.812 | 3.13<br>.123 | 11.70<br>.461 | 1.32<br>.052 |
| 14 | 22.25<br>.876 | 28.89<br>1.137 | 23.00<br>.906 | 3.13<br>.123 | 11.70<br>.461 | 1.32<br>.052 |
| 16 | 25.42<br>1.001 | 31.29<br>1.232 | 24.61<br>.969 | 3.13<br>.123 | 11.70<br>.461 | 1.32<br>.052 |
| 18 | 28.60<br>1.126 | 33.69<br>1.326 | 26.97<br>1.062 | 3.13<br>.123 | 11.70<br>.461 | 1.32<br>.052 |
| 20 | 31.77<br>1.251 | 36.89<br>1.452 | 29.36<br>1.156 | 3.13<br>.123 | 14.35<br>.565 | 2.15<br>.085 |
| 22 | 34.95<br>1.376 | 39.99<br>1.574 | 31.75<br>1.250 | 3.13<br>.123 | 14.35<br>.565 | 2.15<br>.085 |
| 24 | 38.12<br>1.501 | 43.15<br>1.699 | 34.92<br>1.375 | 3.81<br>.150 | 15.20<br>.598 | 2.15<br>.085 |

### Plastic protective caps for receptacle and plug

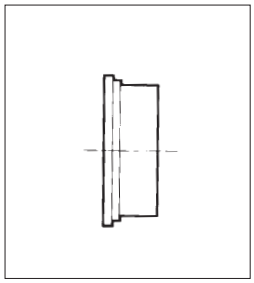

| Shell size | caps for receptacle | caps for plug |
|---|---|---|
| 08 | 8500-5585A | 8500-5594 |
| 10 | 8500-5586A | 8500-5595 |
| 12 | 8500-5587A | 8500-5596 |
| 14 | 8500-5588A | 8500-5597 |
| 16 | 8500-5589A | 8500-5598 |
| 18 | 8500-5590A | 8500-5599 |
| 20 | 8500-5591A | 8500-5600 |
| 22 | 8500-5592A | 8500-5601 |
| 24 | 8500-5593A | 8500-5602 |

### Gaskets

| Shell size | gaskets for square flange receptacle | | gaskets for jam nut receptacle | |
|---|---|---|---|---|
| | neoprene | fairprene | neoprene | vitton (for hermetic receptacle) |
| 8 | 8500-275 | 8500-4164 | 3330102 | 3330675 |
| 10 | 8500-276 | 8500-4165 | 3330103 | 3330670 |
| 12 | 8500-277 | 8500-4166 | 3330104 | 3330671 |
| 14 | 8500-278 | 8500-4167 | 3330105 | 3330672 |
| 16 | 8500-283 | 8500-4168 | 3330106 | 3331048 |
| 18 | 8500-279 | 8500-4169 | 3330107 | 3331049 |
| 20 | 8500-280 | 8500-4170 | 3330108 | 3331050 |
| 22 | 8500-281 | 8500-4171 | 3330109 | 3331051 |
| 24 | 8500-282 | 8500-4172 | 3330110 | 3331052 |

### Re-usable fixing plate

Two, three or four-holes self-locking fixing-plates are available at SHTP. See page 126.

## Male - female square flange through bulkhead receptacle

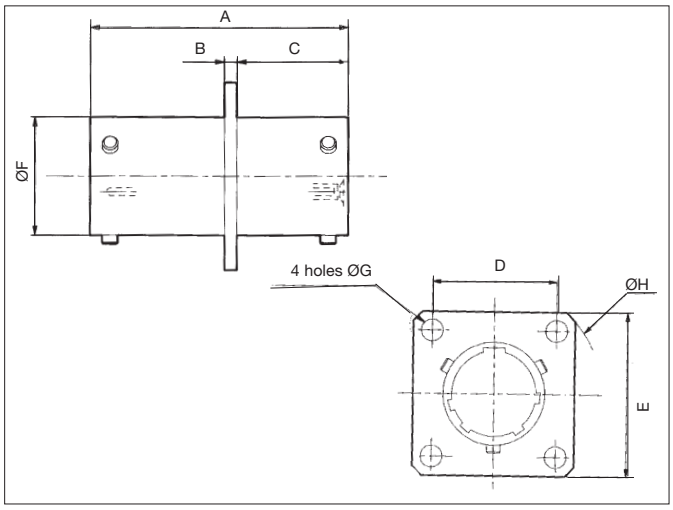


| shell size | A | B | C | D | E | F | G | H |
|---|---|---|---|---|---|---|---|---|
| 08 | 33.20<br>1.307 | 1.60<br>.063 | 14.30<br>.563 | 15.10<br>.594 | 20.60<br>.811 | 12.00<br>.472 | 3.20<br>.126 | 27.30<br>1.075 |
| 10 | 33.20<br>1.307 | 1.60<br>.063 | 14.30<br>.563 | 18.30<br>.720 | 23.80<br>.937 | 15.00<br>.591 | 3.20<br>.126 | 31.80<br>1.252 |
| 12 | 33.20<br>1.307 | 1.60<br>.063 | 14.30<br>.563 | 20.60<br>.811 | 26.20<br>1.031 | 19.05<br>.750 | 3.20<br>.126 | 35.10<br>1.382 |
| 14 | 33.20<br>1.307 | 1.60<br>.063 | 14.30<br>.563 | 23.00<br>.906 | 28.60<br>1.126 | 22.23<br>.875 | 3.20<br>.126 | 38.50<br>1.516 |
| 16 | 33.20<br>1.307 | 1.60<br>.063 | 14.30<br>.563 | 24.60<br>.969 | 30.90<br>1.217 | 25.40<br>1.000 | 3.20<br>.126 | 41.30<br>1.626 |
| 18 | 33.20<br>1.307 | 1.60<br>.063 | 14.30<br>.563 | 27.00<br>1.063 | 33.30<br>1.311 | 28.60<br>1.126 | 3.20<br>.126 | 44.70<br>1.760 |
| 20 | 36.40<br>1.433 | 2.40<br>.094 | 17.50<br>.689 | 29.40<br>1.157 | 36.50<br>1.437 | 31.75<br>1.250 | 3.20<br>.126 | 49.10<br>1.933 |
| 21 | 36.40<br>1.433 | 2.40<br>.094 | 17.50<br>.689 | 30.60<br>1.205 | 38.50<br>1.516 | 33.85<br>1.333 | 3.20<br>.126 | 51.20<br>2.016 |
| 22 | 36.40<br>1.433 | 2.40<br>.094 | 17.50<br>.689 | 31.80<br>1.252 | 39.70<br>1.563 | 34.90<br>1.374 | 3.20<br>.126 | 53.10<br>2.091 |
| 24 | 36.40<br>1.433 | 2.40<br>.094 | 17.50<br>.689 | 34.90<br>1.374 | 42.90<br>1.689 | 38.10<br>1.500 | 4.20<br>.165 | 57.30<br>2.256 |

### Part numbers

| | | | | | |
|---|---|---|---|---|---|
| **basic series** | **EC 52 B** | ** | ** | **PS** | * |
| **shell size** | 851 range | | | | |
| **contact layout** | please consult us | | | | |
| **contact type** | **P** - male<br>**S** - female | | | | |
| **polarization** | **N, W, X, Y, Z** | | | | |

## Jam nut receptacle with front release straight spills

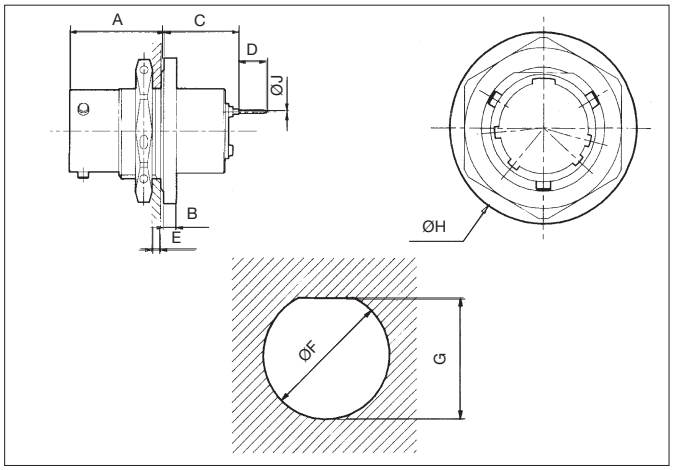


| shell size | A | B | C | D | E Max | E min | F | G | H | J |
|---|---|---|---|---|---|---|---|---|---|---|
| 08 | 17.25<br>.679 | 2.30<br>.091 | 13.68<br>.539 | 5.00<br>.197 | 5.00<br>.197 | 1.57<br>.062 | 14.60<br>.575 | 23.15<br>.911 | 23.15<br>.911 | .60<br>.024 |
| 10 | 17.25<br>.679 | 2.30<br>.091 | 13.68<br>.539 | 5.00<br>.197 | 5.00<br>.197 | 1.57<br>.062 | 17.70<br>.697 | 16.80<br>.661 | 26.45<br>1.041 | .60<br>.024 |
| 12 | 17.25<br>.679 | 2.30<br>.091 | 13.68<br>.539 | 5.00<br>.197 | 5.00<br>.197 | 1.57<br>.062 | 22.70<br>.894 | 20.90<br>.823 | 31.20<br>1.228 | .60<br>.024 |
| 14 | 17.25<br>.679 | 2.30<br>.091 | 13.68<br>.539 | 5.00<br>.197 | 5.00<br>.197 | 1.57<br>.062 | 25.70<br>1.012 | 24.10<br>.949 | 34.40<br>1.354 | .60<br>.024 |
| 16 | 17.25<br>.679 | 2.30<br>.091 | 13.68<br>.539 | 5.00<br>.197 | 5.00<br>.197 | 1.57<br>.062 | 28.80<br>1.134 | 27.20<br>1.071 | 37.55<br>1.478 | .60<br>.024 |
| 18 | 17.25<br>.679 | 2.30<br>.091 | 13.68<br>.539 | 5.00<br>.197 | 5.00<br>.197 | 1.57<br>.026 | 32.00<br>1.260 | 30.40<br>1.197 | 40.75<br>1.604 | .60<br>0.24 |
| 20 | 18.85<br>.742 | 2.50<br>.098 | 13.79<br>.543 | 5.00<br>.197 | 6.60<br>.260 | 1.57<br>.062 | 35.20<br>1.386 | 33.60<br>1.323 | 45.50<br>1.791 | .60<br>.024 |
| 22 | 18.55<br>.742 | 2.50<br>.098 | 13.79<br>.543 | 5.00<br>.197 | 6.60<br>.260 | 1.57<br>.062 | 38.40<br>1.512 | 36.80<br>1.449 | 48.70<br>1.917 | .60<br>.024 |
| 24 | 18.85<br>.742 | 2.50<br>.098 | 13.79<br>.543 | 5.00<br>.197 | 5.90<br>.232 | 1.57<br>.062 | 41.50<br>1.634 | 39.90<br>1.571 | 51.85<br>2.041 | .60<br>.024 |

### Part numbers

| | | | | | | | |
|---|---|---|---|---|---|---|---|
| **basic series** | **851** | **07A** | ** | ** | **P** | * | **SN0378** |
| **shell type** | **07A -** jam nut receptacle without backshell | | | | | | |
| **shell size** | 851 range | | | | | | |
| **contact layout** | consult SHTP | | | | | | |
| **contact type** | **P -** male | | | | | | |
| **polarization** | | | | | | | |
| **manufactures specifications** | | | | | | | |