

20

RELEASED FOR PUBLICATION

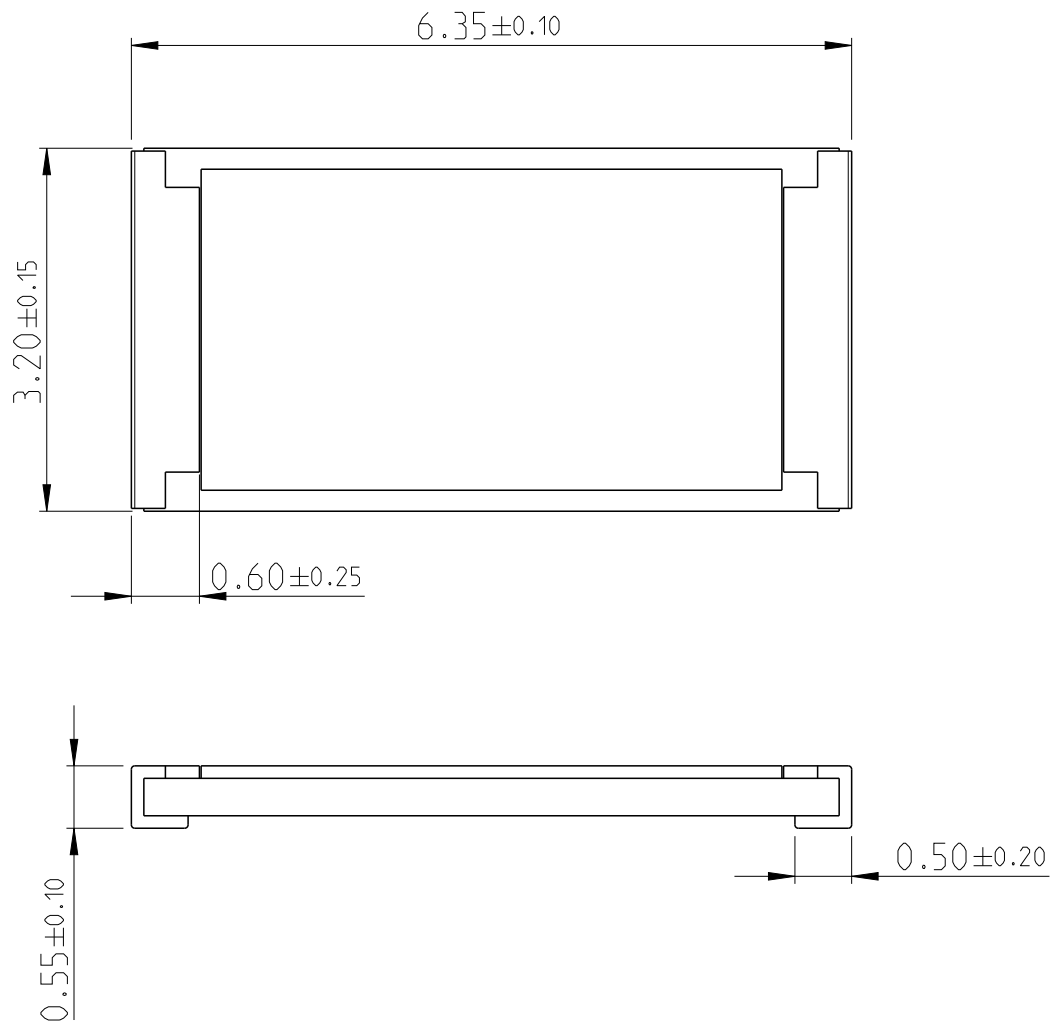
ALL RIGHTS RESERVED.

THIS DRAWING IS UNPUBLISHED.

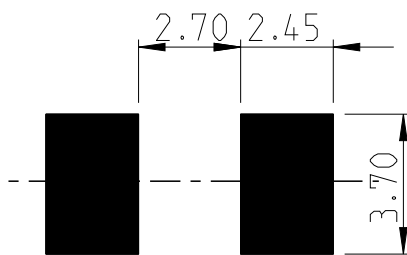
BY -

© COPYRIGHT 20

LOC	DIST	REVISIONS					
		P	LTR	DESCRIPTION	DATE	DWN	APVD
—	—						
			BC	ECR-16-000788	18JAN2016	KR	TN

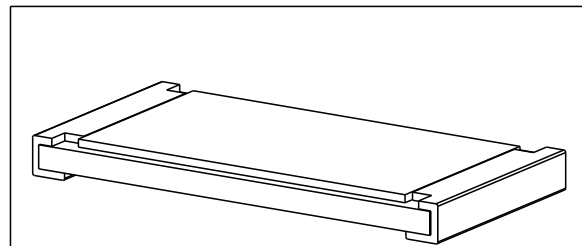



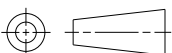
FOR FURTHER INFORMATION SEE PRODUCT SPECIFICATION FOR CRGH SERIES



PCB LAYOUT PLAN

RoHS Compliant



DIMENSIONS:		DWN	27JUN2012	MATERIAL		FINISH	
mm		RAGHAVENDRA K		-		-	
TOLERANCES UNLESS OTHERWISE SPECIFIED:		CHK	27JUN2012	<div>TE Connectivity</div>			
		ALLAN P					
		APVD	27JUN2012				
		TONY N					
0 PLC ±		PRODUCT SPEC		NAME SMD POWER RESISTORS - TYPE CRGH2512 SERIES			
1 PLC ±0.5		-					
2 PLC ±0.13		APPLICATION SPEC		SIZECAGE CODEDRAWING NORESTRICTED TO			
3 PLC ±0.013							
4 PLC ±0.0001		-		A 400779C-1879526-			
ANGLES ±		WEIGHT -					
		Customer Drawing		SCALE 40:1		SHEET 1 OF 1	
						REV BC	

Mouser Electronics

Authorized Distributor

Click to View Pricing, Inventory, Delivery & Lifecycle Information:

[TE Connectivity:](#)

[CRGH2512F16K5](#)