

Hook and Loop Cable Ties

The comprehensive family of hook and loop cable ties delivers reliability by protecting against over-tensioning of high-performance fiber and copper cables. These ties are adjustable, releasable, and reusable to effectively support frequent moves, adds, and changes (MACs). A wide range of designs, sizes, and colors provides flexibility and an aesthetically pleasing appearance.



| Key Features | Benefits |
|---|---|
| Soft hook and loop material | Reliability – Safe way to effectively bundle cables while maintaining network data integrity by protecting against over-tensioning; minimal installation time; no tools required |
| Releasable design | Scalability – Adjustable, releasable, and reusable to accommodate frequent moves, adds, and changes (MACs) which supports evolving changes to equipment and cabling for future growth; supports rapid deployment |
| Wide range of designs, sizes, and colors | Aesthetics – Allows design flexibility and provides a professional, finished appearance |
| Plenum rated styles | UL listed cable ties can be safely applied in plenum or air handling spaces per NEC, Section 300-22 (C) and (D) |
| Pre-cut, perforated, or continuous roll ties | Allows choices to fit any individual need |
| Comprehensive product offering | Supports a wide range of applications; allows maximum installation flexibility |



Tak-Ty® Loop Ties
Slot allows for pre-wrapping of bundles



Tak-Ty® Strip Ties
Rolls perforated in convenient 6", 8", or 12" strips



Tak-Ty® Stacked Strips
Eliminates cutting and staging
7" Strips (100 pieces)



Tak-Ty® Rolls
Lengths: 15' and 75'
can be cut to any length



Tak-Ty® Cable Ties – Plenum-rated
UL Listed loop style and strip style



Ultra-Cinch™ Ties
Cinch ring provides extra strength



Tape-Ty™ Cable Ties
Non-slip applicator



Tak-Tape™ Rolls
General purpose fastener

Tak-Ty® Hook & Loop Cable Ties

- Soft, premium material is safe to use on high-performance cabling
- Adjustable, releasable, and reusable up to hundreds of times
- Broad selection of durable designs and sizes
- Select ties are UL listed for use in plenum or air handling spaces (such as ceiling voids and under floor areas) per NEC, Section 300-22 (C) and (D); flammability rating: UL 94V-2
- A full range of colors; see Color Chart on page 4



Rack application
X-Out for #10 Truss Head Screw
Loop Tie: HLT2I-X0



Available in eight colors

Ordering Information




Overhead application
Continuous rolls
HLS-15R6



Convenient packaging (100 pieces)
HLB2S-CO



Underfloor (Plenum application)
HLSP3S-X12
HLT3I-X12



Rack application
Continuous rolls
HLS-15R10, HLS-15R6

| Part Number | Length | | Width | | Max. Bundle Dia. | | Min. Loop Tensile Str.* | | Std. Pkg. Qty. | Std. Ctn. Qty. |
|--|--------|-------|-------|------|------------------|------|-------------------------|-----|----------------|----------------|
| | In. | mm | In. | mm | In. | mm | Lbs. | N | | |
| Loop Ties – Slot allows for pre-wrapping of bundles; X-Out allows for use with #10 truss head screw | | | | | | | | | | |
| HLT2I-X0^ | 8.00 | 203.0 | 0.50 | 12.7 | 1.91 | 49.0 | 40 | 178 | 10 | 100 |
| HLT3I-X0^ | 12.00 | 305.0 | 0.50 | 12.7 | 3.18 | 81.0 | 40 | 178 | 10 | 100 |

^ Bulk packaging available with 1,000 ties per roll (HLT2I-M0 and HLT3I-M0). Contact Customer Service for additional information.

UL Listed Loop Ties (Maroon) for plenum applications

| | | | | | | | | | | |
|-------------------|-------|-------|------|------|------|------|----|-----|----|-----|
| HLTP2I-X12 | 8.00 | 203.0 | 0.50 | 12.7 | 1.91 | 49.0 | 40 | 178 | 10 | 100 |
| HLTP3I-X12 | 12.00 | 305.0 | 0.50 | 12.7 | 3.18 | 81.0 | 40 | 178 | 10 | 100 |

UL Listed Loop Ties (Black) for plenum applications

| | | | | | | | | | | |
|------------------|-------|-------|------|------|------|------|----|-----|----|-----|
| HLTP2I-X0 | 8.00 | 203.0 | 0.50 | 12.7 | 1.91 | 49.0 | 40 | 178 | 10 | 100 |
| HLTP3I-X0 | 12.00 | 305.0 | 0.50 | 12.7 | 3.18 | 81.0 | 40 | 178 | 10 | 100 |

Strip Ties – Perforated in convenient 6", 12", and 18" strips

| | | | | | | | | | | |
|-------------------|-------|-------|------|------|------|-------|----|-----|----|-----|
| HLS1.5S-X0 | 6.00 | 152.0 | 0.75 | 19.1 | 1.50 | 38.0 | 50 | 222 | 10 | 100 |
| HLS3S-X0 | 12.00 | 305.0 | 0.75 | 19.1 | 3.20 | 81.0 | 50 | 222 | 10 | 100 |
| HLS5S-X0 | 18.00 | 457.0 | 0.75 | 19.1 | 5.00 | 127.0 | 50 | 222 | 10 | 100 |

Stacked Strip Ties – eliminates cutting ties to length and staging them for each job; rounded edges for installer safety – 100 pieces

| | | | | | | | | | | |
|-----------------|------|-------|------|------|------|----|----|-----|---|----|
| HLB2S-C0 | 7.00 | 178.0 | 0.75 | 19.1 | 1.60 | 41 | 50 | 222 | 1 | 10 |
|-----------------|------|-------|------|------|------|----|----|-----|---|----|

UL Listed Strip Ties (Maroon) for plenum applications

| | | | | | | | | | | |
|---------------------|-------|-------|------|------|------|-------|----|-----|----|-----|
| HLSP1.5S-X12 | 6.00 | 152.0 | 0.75 | 19.1 | 1.50 | 38.0 | 50 | 222 | 10 | 100 |
| HLSP3S-X12 | 12.00 | 305.0 | 0.75 | 19.1 | 3.20 | 81.0 | 50 | 222 | 10 | 100 |
| HLSP5S-X12 | 18.00 | 457.0 | 0.75 | 19.1 | 5.00 | 127.0 | 50 | 222 | 10 | 100 |

UL Listed Strip Ties (Black) for plenum applications

| | | | | | | | | | | |
|--------------------|-------|-------|------|------|------|-------|----|-----|----|-----|
| HLSP1.5S-X0 | 6.00 | 152.0 | 0.75 | 19.1 | 1.50 | 38.0 | 50 | 222 | 10 | 100 |
| HLSP3S-X0 | 12.00 | 305.0 | 0.75 | 19.1 | 3.20 | 81.0 | 50 | 222 | 10 | 100 |
| HLSP5S-X0 | 18.00 | 457.0 | 0.75 | 19.1 | 5.00 | 127.0 | 50 | 222 | 10 | 100 |

| Part Number | Length | | Width | | Max. Bundle Dia. | | Min. Loop Tensile Str.* | | Std. Pkg. Qty. | Std. Ctn. Qty. |
|---|--------|------|-------|------|------------------|---------|-------------------------|-----|----------------|----------------|
| | Ft. | m | In. | mm | In. | mm | Lbs. | N | | |
| Continuous Rolls – 15' and 75' lengths – can be cut to desired length, eliminating waste | | | | | | | | | | |
| HLM-15R0 | 15.0 | 4.6 | 0.33 | 8.4 | Various | Various | 40 | 178 | 1 | 10 |
| HLS-15R0 | 15.0 | 4.6 | 0.75 | 19.1 | Various | Various | 50 | 222 | 1 | 10 |
| HLS-75R0 | 75.0 | 22.9 | 0.75 | 19.1 | Various | Various | 50 | 222 | 1 | 10 |

*Minimum 2" overlap required to achieve loop tensile rating.

- Soft, premium material is safe to use on high-performance cabling
- Adjustable, releasable, and reusable multiple times
- Unique material with hooks and loops on same side allows user to secure a greater range of bundle diameters, including smaller diameter bundles
- Low-profile, contoured cinch ring provides extra strength and bundle tightness, while reducing overall bundle size
- Grommet styles offer strength and assure reliable installations that resist pullout when bundling and mounting cables within cabinet applications
- Tapered tip facilitates easy, snag-free threading
- A full range of colors; see Color Chart on page 4

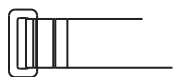


Three styles available in eight colors



Cinch Tie on bundle
UCT3S-X0

Design Styles



Cinch Tie
(UCT)



Cinch Tie – Center Mount Grommet
(UGTC)



Cinch Tie – End Mount Grommet
(UGTE)

Ordering Information

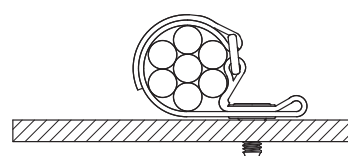
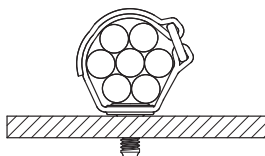


Cinch Tie mounted on rack
UGTC3S-X0



Cinch Tie mounted within cabinet
UGTC3S-X10

| Part Number | Length | | Width | | Max. Bundle Dia. | | Min. Loop Tensile Str.* | | Std. Pkg. Qty. | Std. Ctn. Qty. |
|--|--------|-------|-------|------|------------------|-------|-------------------------|-----|----------------|----------------|
| | In. | mm | In. | mm | In. | mm | Lbs. | N | | |
| Cinch Ties | | | | | | | | | | |
| UCT3S-X0 | 12.00 | 305.0 | 0.85 | 21.6 | 3.00 | 76.0 | 50 | 222 | 10 | 100 |
| UCT5S-X0 | 18.00 | 457.0 | 0.85 | 21.6 | 5.00 | 127.0 | 50 | 222 | 10 | 100 |
| Cinch Ties – Center Mount Grommet – bundle is centered over mounting point | | | | | | | | | | |
| UGCTC3S-X0 | 12.00 | 305.0 | 0.85 | 21.6 | 3.00 | 76.0 | 50 | 222 | 10 | 100 |
| UGCTC5S-X0 | 18.00 | 457.0 | 0.85 | 21.6 | 5.00 | 127.0 | 50 | 222 | 10 | 100 |
| Cinch Ties – End Mount Grommet – bundle is offset from mounting point | | | | | | | | | | |
| UGCTE3S-X0 | 12.00 | 305.0 | 0.85 | 21.6 | 3.00 | 76.0 | 50 | 222 | 10 | 100 |
| UGCTE5S-X0 | 18.70 | 475.0 | 0.85 | 21.6 | 5.00 | 127.0 | 50 | 222 | 10 | 100 |



| Part Number | Part Description | Std. Pkg. Qty. | Std. Ctn. Qty. |
|--|--|----------------|----------------|
| Flat Head Screws for Grommet Cinch Ties | | | |
| UCTGS1224-X | 12-24 UNC x 5/8" flat head Phillips screw. | 10 | 100 |
| UCTGSM5-X | M5 x 16mm flat head Phillips screw. | 10 | 100 |
| UCTGSM6-X | M6 x 16mm flat head Phillips screw. | 10 | 100 |

Tape-Ty™ Hook & Loop Cable Ties

- Ultra-thin materials provide a low-profile, flexible construction
- Non-slip applicator prevents lateral movement of tie along cable bundle, facilitates one-hand installation in tight spaces, and allows tighter fastening of cable bundle
- Leaves no residue and is safe to use on high performance cabling
- Pre-cut ties eliminate cutting ties to length and staging them for each job
- Adjustable, releasable, and reusable
- Available in black



Non-slip applicator



Easy one-hand installation

| Part Number | Length | | Width | | Max. Bundle Dia. | | Min. Loop Tensile Str. | | Packaging Description | Std. Pkg. Qty. | Std. Ctn. Qty. |
|--------------|--------|-------|-------|------|------------------|------|------------------------|-----|-----------------------------|----------------|----------------|
| | In. | mm | In. | mm | In. | mm | Lbs. | N | | | |
| HLTT1.5S-Q20 | 7.00 | 177.8 | 0.75 | 19.1 | 1.50 | 38.1 | 30 | 133 | 25 ties on core-less reel. | 1 | 10 |
| HLTT1.5S-C20 | | | | | | | | | 100 ties on core-less reel. | | |

Tak-Tape™ Hook & Loop Cable Tie Rolls

- Strong, low-profile, flexible material; safe to use on high-performance cabling
- Adjustable, releasable, and reusable
- Cost effective for general purpose bundling
- Continuous rolls can be easily cut to size
- Leaves no residue
- Available in black



Convenient packaging



TTS-35RX0

| Part Number | Length | | Width | | Max. Bundle Dia. | | Min. Loop Tensile Str.* | | Packaging Description | Std. Pkg. Qty. | Std. Ctn. Qty. |
|-------------|--------|------|-------|------|------------------|---------|-------------------------|-----|--|----------------|----------------|
| | Ft. | m | In. | mm | In. | mm | Lbs. | N | | | |
| TTS-20R0 | 20.0 | 6.1 | 0.75 | 19.1 | Various | Various | 40 | 178 | One 20' roll in reusable plastic case. | 1 | 10 |
| TTS-35R3-0 | 35.0 | 10.7 | 0.75 | 19.1 | Various | Various | 40 | 178 | One package of three 35' rolls, shrink wrapped. | 1 | 8 |
| TTS-35RX0 | 35.0 | 10.7 | 0.75 | 19.1 | Various | Various | 40 | 178 | One package of ten 35' rolls, shrink wrapped; Panduit cutter included. | 1 | 10 |

*Minimum 2" overlap required to achieve loop tensile rating.

Color Chart for Hook and Loop Cable Ties

| | Black | Red | Orange | Yellow | Green | Blue | Gray | White | Maroon |
|---------------------|-------|-----|--------|--------|-------|------|------|-------|--------|
| Part Prefix | 0 | 2 | 3 | 4 | 5 | 6 | 8 | 10 | 12 |
| HLT, HLS, HLM | • | • | • | • | • | • | • | • | |
| HLTP, HLSP (Plenum) | • | | | | | | | | • |
| HLTT, TTS, HLB | • | | | | | | | | |
| UCT, UGCTC, UGCTE | • | • | • | • | • | • | • | • | |

WORLDWIDE SUBSIDIARIES AND SALES OFFICES

PANDUIT CANADA
Markham, Ontario
cs-cdn@panduit.com
Phone: 800.777.3300

PANDUIT EUROPE LTD.
London, UK
cs-emea@panduit.com
Phone: 44.20.8601.7200

PANDUIT SINGAPORE PTE. LTD.
Republic of Singapore
cs-ap@panduit.com
Phone: 65.6305.7575

PANDUIT JAPAN
Tokyo, Japan
cs-japan@panduit.com
Phone: 81.3.6863.6000

PANDUIT LATIN AMERICA
Guadalajara, Mexico
cs-la@panduit.com
Phone: 52.33.3777.6000

PANDUIT AUSTRALIA PTY. LTD.
Victoria, Australia
cs-aus@panduit.com
Phone: 61.3.9794.9020

For a copy of Panduit product warranties, log on to www.panduit.com/warranty

For more information

Visit us at www.panduit.com

Contact Customer Service by email: cs@panduit.com
or by phone: 800-777-3300 and reference CTCB42

PANDUIT®

©2012 Panduit Corp.
ALL RIGHTS RESERVED.
Product Bulletin Number **WW-CTCB42**
Replaces SA-CTCB34
4/2012