THIS DRAWING IS UNPUBLISHED. RELEASED FOR PUBLICATION 20
© COPYRIGHT 20 BY TYCO ELECTRONICS CORPORATION. ALL RIGHTS RESERVED.

PART NUMBER	REV	TERMINATOR	FEED TYPE	DESCRIPTION
1426591-1	B	LEADMAKER	MECH PRE FEED	CUTS CARRIER
1426591-2	B	BENCH	MECH PRE FEED	CUTS CARRIER
1426591-6	B	LEADMAKER	MECH PRE FEED	CONTINUOUS CARRIER
7-1426591-1	B	LEADMAKER	MECH PRE FEED	-1 AND SPARE PARTS
7-1426591-2	B	BENCH	MECH PRE FEED	-2 AND SPARE PARTS
7-1426591-6	B	LEADMAKER	MECH PRE FEED	-6 AND SPARE PARTS
7-1426591-7	B	-	-	SPARE PARTS KIT

SET UP GAGE 458637-3

LOC	DIST
A	66

REVISIONS

P	LTR	DESCRIPTION	DATE	DWN	APVD
	A	SEE ECO-06-006082	15MAR2006	MC	MC
	B	ECR 08-015250	16JUN2008	MEH	GB

CRIMP DATA	DEUTSCH TERMINAL	DEUTSCH CRIMP SPECS (6)
TERMINAL NAME: STAMPED CONTACT SOCKET & PIN SIZE 12		

CRIMP	SIZE	TYPE	RANGE
WIRE	3.05 [.120 IN]	F	2.00-4.00mm² or 14-12 AWG
INSUL	3.18 [.125 IN]	O	2.87-3.43 [.113-.135 IN]

WIRE STRIP LENGTH 5.71-6.99 [.225-.275 IN]

APPL INSTRUCTIONS 408-8322

TERMINAL APPL SPEC C0425-208-0000 DEUTSCH APPL DRG.

FEED 16.50 [.650 IN]

TERMINALS APPLIED

TYCO PN	MANUF PN	-	-
286955-1	1062-12-0166	-	-
286955-2	1062-12-0144	-	-
1572028-1	1060-12-0166	-	-
1572028-2	1060-12-0144	-	-

WIRE SIZE	CRIMP HEIGHT (6)	PIN PN & LENGTH [IN]
4.00mm²	2.24 +0.03 -0.05 [.088 +.001 -.002 IN]	6-354778-5 [.2820]
12 AWG	2.03 +0.03 -0.05 [.080 +.001 -.002 IN]	8-354778-3 [.2910]
3.00mm²	2.03 +0.03 -0.05 [.080 +.001 -.002 IN]	8-354778-3 [.2910]
2.50mm²	1.88 +0.03 -0.05 [.074 +.001 -.002 IN]	9-354778-6 [.2975]
14 AWG	1.78 +0.03 -0.05 [.070 +.001 -.002 IN]	354779-4 [.3010]
2.00mm²	1.78 +0.03 -0.05 [.070 +.001 -.002 IN]	354779-4 [.3010]

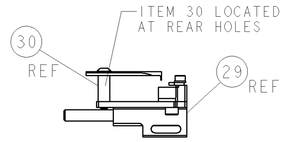

FEED TRACK POSITION GUIDE BY INS. BARREL

TERMINAL SUPPORT LOCATION

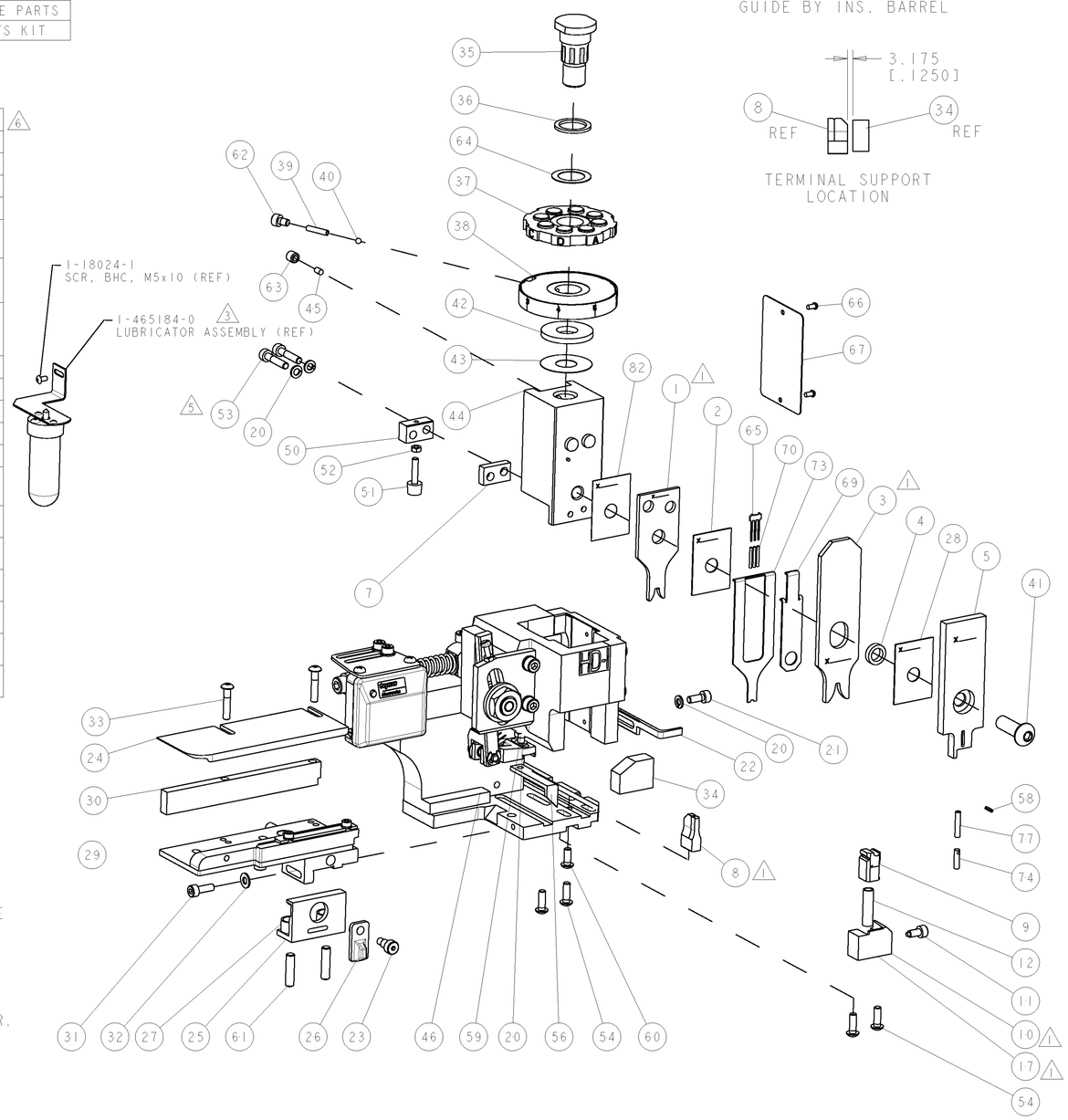

(1) RECOMMENDED SPARE PARTS.
2. GREASE RAM, CAM, CAM FOLLOWER AND FEED ROD LIGHTLY.

(3) CERTAIN TERMINALS REQUIRE LUBRICATION. REFER TO THE APPLICATOR INSTRUCTION SHEET FOR MORE INFORMATION.
4. LUBRICATE DAILY PER THE APPLICATOR INSTRUCTION SHEET SUPPLIED WITH THE APPLICATOR.

(5) CUT TO LENGTH AT ASSEMBLY.

(6) ALL CRIMP DATA SUPPLIED BY THE TERMINAL MANUFACTURER.

VIEW B ROTATED 180°

PRE-FEED 30mm STROKE

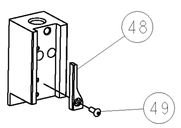

PRE-FEED 40mm STROKE

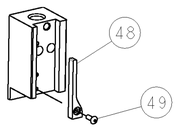

-77	-76	-72	-71	-6	-2	-1	PART NO	DESCRIPTION	ITEM NO
-	-	-	-	-	-	-	-	-	84
-	-	-	-	-	-	-	-	-	83
-	1	1	1	1	1	1	455888-1	SPACER, CRIMPER	82
-	-	-	-	-	-	-	-	-	81
-	-	-	-	-	-	-	-	-	80
-	-	-	-	-	-	-	-	-	79
-	-	-	-	-	-	-	-	-	78
-	1	1	1	1	1	1	22278-7	SPRING, COMPRESSION	77
-	-	-	-	-	-	-	-	-	76
-	-	-	-	-	-	-	-	-	75
-	1	1	1	1	1	1	854769-4	HOLDER, INS	74
-77	-76	-72	-71	-6	-2	-1	PART NO	DESCRIPTION	ITEM NO

-77	-76	-72	-71	-6	-2	-1	PART NO	DESCRIPTION	ITEM NO
-	1	1	1	1	1	1	1490525-1	DEPRESSOR, WIRE	73
-	-	-	-	-	-	-	-	-	72
-	1	1	1	1	1	1	1338705-1	DOCUMENTATION PACKAGE	71
-	3	3	3	3	3	3	1-23147-4	SPRING, COMPRESSION	70
-	1	1	1	1	1	1	1490524-2	DEPRESSOR, SPACER	69
-	-	-	-	-	-	-	-	-	68
-	1	1	1	1	1	1	461264-1	PLATE, IDENTIFICATION	67
-	2	2	2	2	2	2	21017-2	SCREW, DRIVE	66
-	1	1	1	1	1	1	1424350-1	HOLDER, PIN, WIRED	65
-	1	1	1	1	1	1	986950-1	WASHER, FLAT PRECISION	64
-	1	1	1	1	1	1	3-18031-0	SCR, SET, CUP POINT M6 X 6.0	63
-	1	1	1	1	1	1	18023-9	SCR, SKT HD CAP M4 X 6.0	62
-	2	2	2	2	2	2	2-18032-5	SCR, SET, FLT POINT M5 X 20.0	61
-	1	1	1	1	1	1	18024-7	SCR, BTN SKT HD CAP (M4 X 10.0)	60
-	1	1	1	1	1	1	5-18022-2	SCR, HEX HD CAP M4 X 8.0	59
-	1	1	1	1	1	1	21028-2	PIN, SLOTTED SPRING .062 X .250	58
-	-	-	-	-	-	-	-	-	57
-	1	1	1	1	1	1	1338685-1	PAWL, FEED	56
-	-	-	-	-	-	-	-	-	55
-	4	4	4	4	4	4	18024-8	SCR, BTN SKT HD CAP (M4 X 12.0)	54
(5) -	2	2	2	2	2	2	1-18023-4	SCR, SKT HD CAP M4 X 20.0	53
-	1	1	1	1	1	1	18030-1	NUT, HEX, REG M3	52
-	1	1	1	1	1	1	811242-5	BUMPER, HOLD DOWN	51
-	1	1	1	1	1	1	690753-2	SPACER, TONKER	50
-	1	1	1	1	1	1	18024-3	SCR, BTN SKT HD CAP (M3 X 10.0)	49
-	1	1	1	1	1	1	1338675-1	CAM, UNIVERSAL PRE FEED	48
-	-	-	-	-	-	-	-	-	47
-	1	1	1	1	1	1	1320999-3	APPLICATOR SUBASSEMBLY, HDI	46
-	1	1	1	1	1	1	690191-1	PLUG,NYLON	45
-	1	1	1	1	1	1	1338660-1	RAM	44
-	1	1	1	1	1	1	690125-1	SHIM SUB-ASSY	43
-	1	1	1	1	1	1	690124-9	WASHER, RAM (.125)	42
-	1	1	1	1	1	1	2-18024-6	SCR, BTN SKT HD CAP (M8 X 25.0)	41
-	1	1	1	1	1	1	23241-1	BALL, STEEL	40
-	1	1	1	1	1	1	2-22278-7	SPRING, COMPRESSION	39
-	1	1	1	1	1	1	1320922-1	DISC, ADJUST, INSULATION CRIMP	38
-	1	1	1	1	1	1	354777-1	WIRE DISC, ASSEMBLY	37
-	1	1	1	1	1	1	22480-5	SPRING, COMPRESSION	36
-	1	1	1	1	1	1	690212-1	POST, RAM	35
-	1	1	1	1	1	1	1-1320934-3	SUPPORT, TERMINAL	34
-	2	2	2	2	2	2	1-18024-0	SCR, BTN SKT HD CAP (M4 X 20.0)	33
-	1	1	1	1	1	1	18027-2	WASHER, FLAT, REG M4	32
-	1	1	1	1	1	1	1-18023-2	SCR, SKT HD CAP M4 X 12.0	31
-	1	1	1	1	1	1	1320908-3	SPACER, STRIP GUIDE	30
-	1	1	1	1	1	1	1633073-1	STRIP GUIDE ASSEMBLY	29
-	1	1	1	1	1	1	455888-5	SPACER, CRIMPER	28
-	2	2	2	2	2	2	1-22284-0	SPRING, COMPRESSION	27
-	1	1	1	1	1	1	356835-1	LEVER, DRAG RELEASE	26
-	1	1	1	1	1	1	240792-1	DRAG, TERMINAL	25
-	1	1	1	1	1	1	1320928-3	PLATE, STRIP GUIDE	24
-	1	1	1	1	1	1	980371-4	SCR, SKT HD SHLDR 5.0 DIA X 6.0	23
-	1	1	1	1	1	1	690472-2	STRIPPER	22
-	1	1	1	1	1	1	1-18023-1	SCR, SKT HD CAP M4 X 10.0	21
-	4	4	4	4	4	4	18025-2	WASHER, SPRG LOCK, REG M4	20
-	-	-	-	-	-	-	-	-	19
-	-	-	-	-	-	-	-	-	18
(1) -	1	-	-	1	-	-	1338684-1	SHEAR HOLDER, FRONT	17
-	-	-	-	-	-	-	-	-	16
-	-	-	-	-	-	-	-	-	15
-	-	-	-	-	-	-	-	-	14
-	-	-	-	-	-	-	-	-	13
-	1	1	1	1	1	1	3-22280-3	SPRING, COMPRESSION	12
-	1	1	1	1	1	1	356885-4	STOP, SHEAR	11
(1) -	-	1	1	-	1	1	1-1320921-1	SHEAR HOLDER, FRONT, CUT	10
(1) -	1	1	1	1	1	1	462006-1	FLOATING SHEAR, FRONT	9
(1) 1	2	2	2	1	1	1	1633135-2	ANVIL, COMBINATION .120	8
-	1	1	1	1	1	1	1-240641-2	SPACER	7
-	-	-	-	-	-	-	-	-	6
-	1	1	1	1	1	1	854772-6	DEPRESSOR, SHEAR	5
-	1	1	1	1	1	1	238011-2	BLOCK, CRIMPER SPACER	4
(1) 1	2	2	2	1	1	1	7-904741-1	CRIMPER, INSUL O PREMIUM	3
-	1	1	1	1	1	1	455888-5	SPACER, CRIMPER	2
(1) 1	2	2	2	1	1	1	1-1490019-6	CRIMPER, WIRE PREMIUM	1
-77	-76	-72	-71	-6	-2	-1	PART NO	DESCRIPTION	ITEM NO

THIS DRAWING IS CONTROLLED DOCUMENT FOR TYCO ELECTRONICS CORPORATION. IT IS SUBJECT TO CHANGE. THE PERSON OR ORGANIZATION SHOULD BE CONTACTED FOR THE LATEST REVISION.

DIMENSIONS: mm [IN]

TOLERANCES UNLESS OTHERWISE SPECIFIED:
0 PLC ±-
1 PLC ±-
2 PLC ±-
3 PLC ±-
4 PLC ±-
ANGLES ±-

MATERIAL - -
FINISH - -

DWN L LOFTHOUSE 16-Jun-08
CHK -
APVD MCLIFFORD 16-Jun-08
PRODUCT SPEC -
APPLICATION SPEC See Table
WEIGHT -
CUSTOMER DRAWING

Tyco Electronics
Tyco Electronics
Harrisburg, PA 17105-3608

NAME SIDE FEED HDI APPLICATOR

SIZE A CAGE CODE 00779 DRAWING NO C-1426591

REPLACED TO -

SCALE 3:5 SHEET 1 OF 1 REV B

SUPERSEDED
NOT the LATEST REVISION

AMP 4805 REV 31MAR2000

Pro/ENGINEER DRAWING