

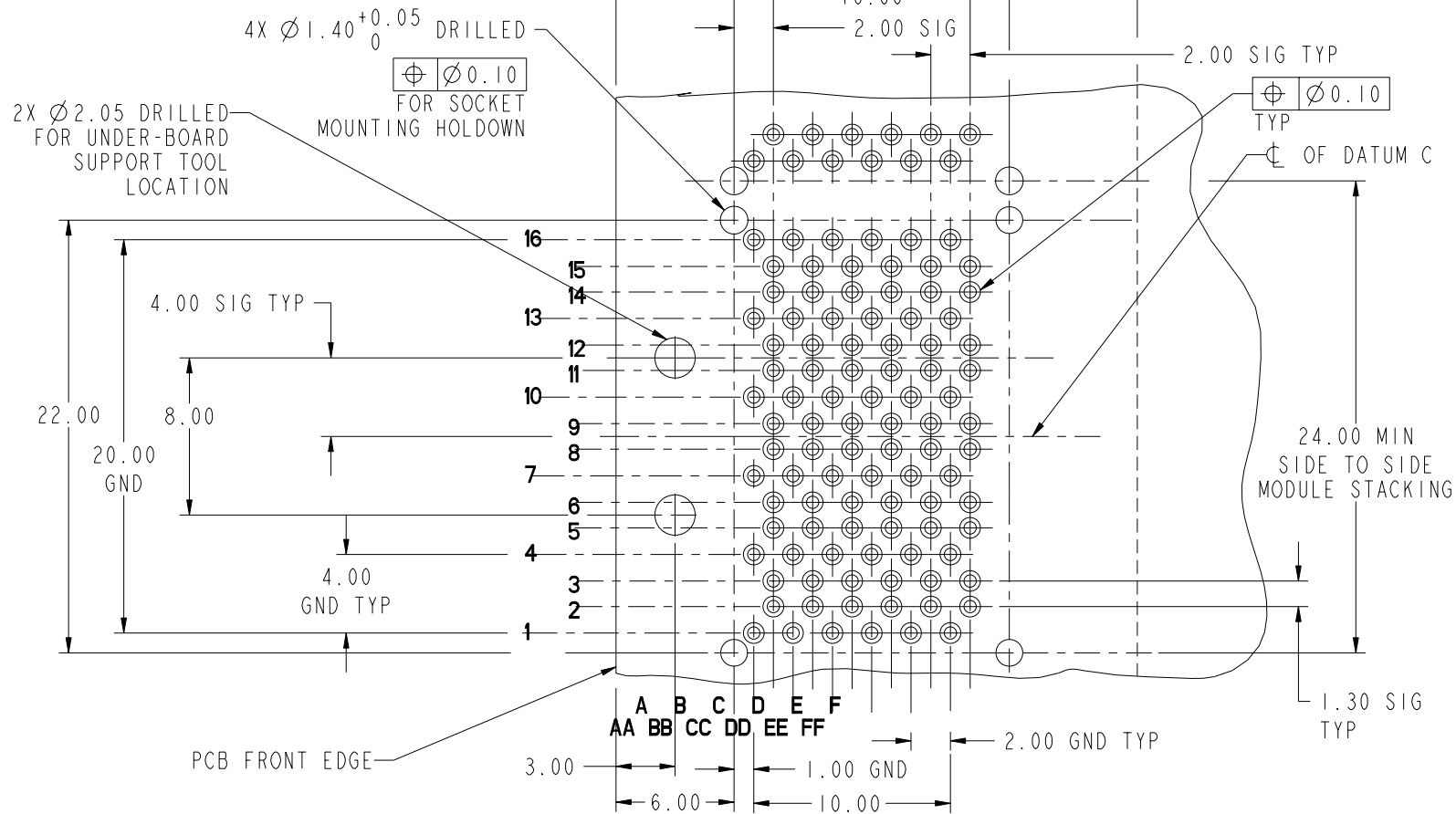
Printed: Feb 18, 2010



Copyright FCI.

D

PLATING IN CONTACT AREA	
PLATING CODE	PERFORMANCE LEVEL
63371-IYYLF	TELECORDIA CENTRAL OFFICE



PRESS-FIT HOLES	SIZE RANGE	IMMERSION Sn	IMMERSION Ag	IMMERSION Au
HOLE DIAMETER AFTER PLATING	Ø0.55 - Ø0.65	0.58-0.68	0.58-0.68	0.58-0.68
DRILLED HOLE	Ø0.675 - Ø0.725	0.71-0.76	0.71-0.76	0.71-0.76
COPPER PLATING	0.025 MIN	0.025-0.05	0.025-0.05	0.25-0.05
NICKEL PLATING				0.003-0.007
SnPb PLATING	0.005 - 0.015			
IMMERSION Sn		0.9-1.5um		
IMMERSION Ag			0.15-0.65um	
IMMERSION Au				FLASH UP TO 0.002

REV F - 2006-04-17



title METRAL 3000 R.A.  
RECEPT. ASSY-6X5-24MM  
catalog no

dwg no 63371

Rev. J

CUSTOMER sheet 2 of 4

PDM: Rev:J

STATUS:Released

Printed: Feb 18, 2010

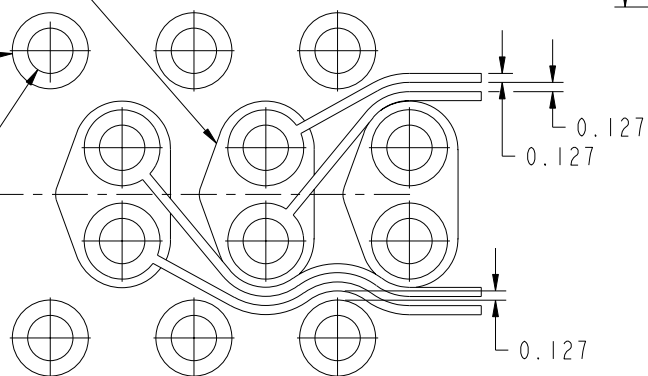


Copyright FCI.

SUGGESEED GROUND  
CLEARANCE PATTERN

Ø 1.057  
PAD SIZE

Ø 0.70 TYP  
DRILLED HOLE  
FINISHED HOLE  
Ø 0.60±0.05



OPTION A (EDGE COUPLED)  
DIFFERENTIAL  
PCB TRACE LAYOUT

- 0.127 mm [0.005 in] TRACES MAX.  
WITH 0.127 mm [0.005 in] GAPS
- 4 TRACES (2 PAIRS) PER LAYER

Ø 0.70 TYP  
DRILLED HOLE  
FINISHED HOLE  
Ø 0.60±0.05

LAYER II  
TRACES

2.00

1.00

LAYER I  
TRACES

0.305

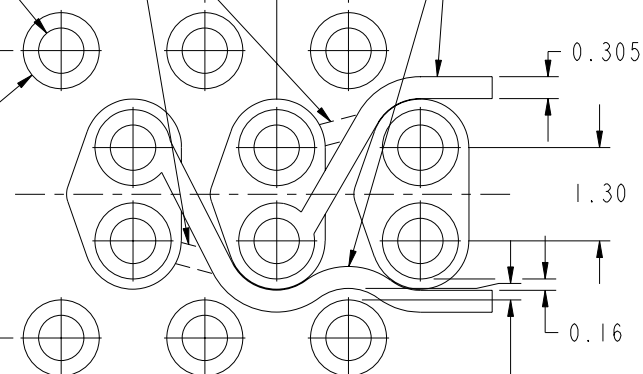
1.30

0.16

0.16

4.00

Ø 1.057  
PAD SIZE



OPTION B (BROADSIDE COUPLED)  
DIFFERENTIAL  
PCB TRACE LAYOUT

- UP TO 0.305 mm [0.012 in]  
TRACES MAX WITH 0.16 mm  
[0.006 in] GAPS
- 2 TRACES PER LAYER



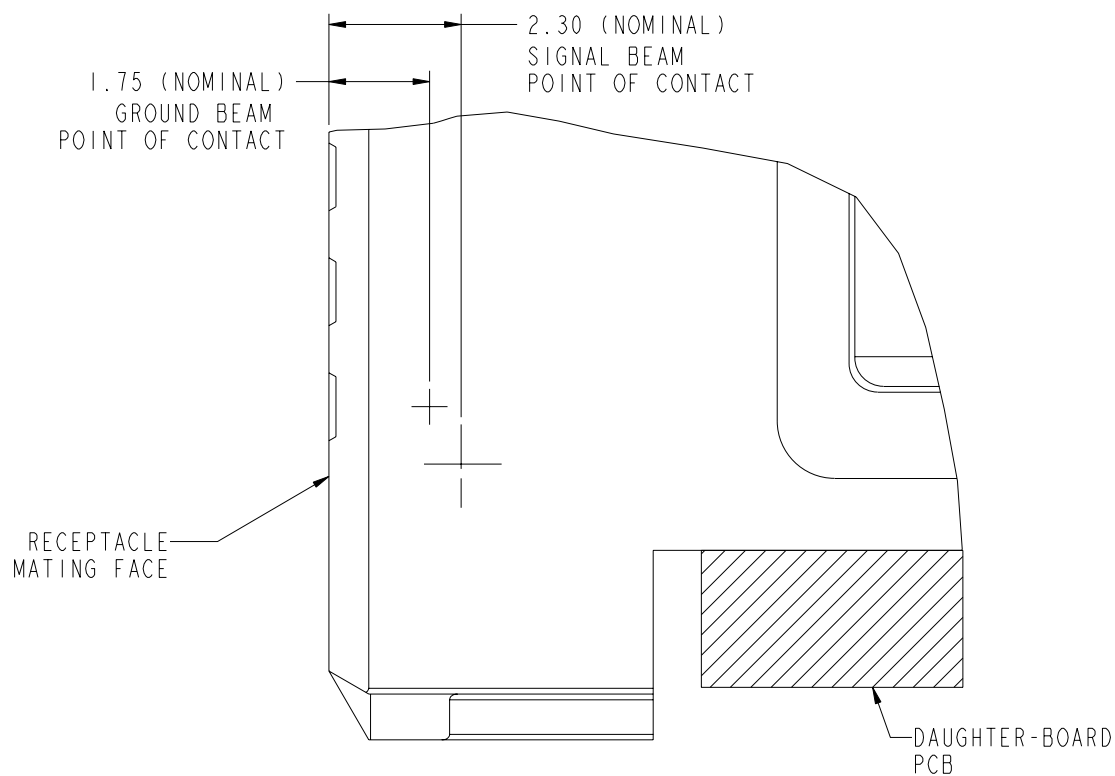
title METRAL 3000 R.A.  
RECEPT. ASSY-6X5-24MM  
catalog no

dwg no 63371

Rev.  
J

CUSTOMER sheet 3 of 4

PRODUCT NUMBER	PCB THICKNESS	DIM "A" SIGNAL TAIL LENGTH
63371-X02LF	1.60	2.73
63371-X12LF	>= 2.40	3.53



Copyright FCI.

	title METRAL 3000 R.A. RECEPT. ASSY-6X5-24MM	dwg no 63371	Rev. J
	catalog no	CUSTOMER	sheet 4 of 4

REV F - 2006-04-17

PDM: Rev:J

STATUS: Released

Printed: Feb 18, 2010

# Mouser Electronics

Authorized Distributor

Click to View Pricing, Inventory, Delivery & Lifecycle Information:

FCI:

[63371-102LF](#)