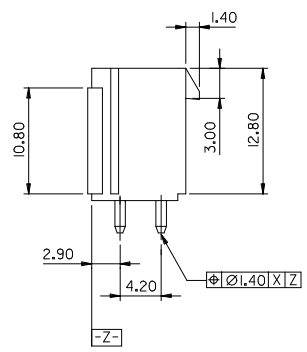
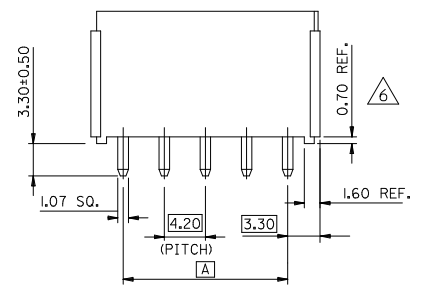


**RECOMMENDED INSTALLATION PATTERN**

	51.60±0.55	46.20	24
	47.40±0.55	42.00	22
	43.20±0.50	37.80	20
	39.00±0.45	33.60	18
	34.80±0.35	29.40	16
	30.60±0.30	25.20	14
	26.40±0.30	21.00	12
	22.20±0.30	16.80	10
	18.00±0.30	12.60	8
	13.80±0.25	8.40	6
	9.60±0.25	4.20	4
	5.40±0.20	--	2
	B	A	CKT. SIZE



**LEGEND**

(REF TABLE ON SHEET 2)

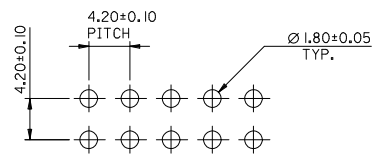
36633-\*\*\*\* SEE TABLE 'X' ON SHEET 2 FOR CKT SIZE, PKG, PLATING, & HSG COLOR OPTIONS.

87427-\*\*\*\*  
CKT. SIZE PLATING OPTIONS  
2 = NOTE 2.2  
3 = NOTE 2.2  
8 = NOTE 2.4

COLOR & PACKAGING  
4 = BEIGE, BULK PACKED  
9 = BLACK, BULK PACKED  
3 = BEIGE, TAPE & REEL PACKED

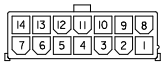
**NOTES**

- MATERIALS:  
- HEADER: NYLON 46, UL94V-0, COLOR SEE LEGEND.  
- PIN: BRASS
- FINISH- PLATING OF PIN:  
2.2 .00254 MIN. MATTE TIN OVER .00127 MIN. NICKEL  
2.4 0.00076 MIN. SELECT GOLD AND 0.00254 MIN. SELECT MATTE TIN OVER 0.00127 MIN. NICKEL OVERALL
- PRODUCT SPECIFICATION: PS-87427-0001.  
PACKAGING SPECIFICATION :  
BULK PACK PER PK-87427-004,  
TAPE & REEL PACK PER PK-36633-008 OR PK-87427-009
- MATES WITH: MINI-FIT JR. RECEPTACLE SERIES 5557.
- HOUSING STANDOFF (0.70mm REF)
- THESE PARTS CONFORM TO CLASS 'B' REQUIREMENTS OF 'COSMETIC SPECIFICATION PS-45499-002.'
- THIS DIMENSION IS 4.2 ON 2 CKT PARTS.
- DISCOLORATION IN THE BANDOLIER CARRIER AREA OF THE PIN IS INHERENT TO THE PLATING PROCESS AND IS DUE TO THE MASKING EFFECT OF THE CARRIER. THIS DISCOLORATION IS IN A NON-FUNCTIONAL AREA OF THE PIN AND WILL NOT AFFECT THE PERFORMANCE OF THE HEADER ASSEMBLY.
- PARTS ARE NOT DESIGNED FOR CURRENT SHARING.
- CONNECTORS ARE NOT TO BE MATED AND UNMATED WHILE CIRCUITS ARE LIVE.

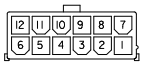


**RECOMMENDED P.C.B.LAYOUT**

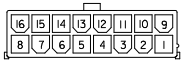
<b>CHANGE NOTE 4</b> EC NO: UCP2012-3328 DRAWN: NGUYEN 2012/04/12 CHKD: J.BELL 2012/04/12 APPR: FSMITH 2012/04/25	QUALITY SYMBOLS F=0 F=0 F=0	GENERAL TOLERANCES (UNLESS SPECIFIED) mm INCH 4 PLACES ±--- ±--- 3 PLACES ±--- ±--- 2 PLACES ±0.20 ±--- 1 PLACE ±--- ±--- ANGULAR ±---°		DIMENSION STYLE <b>MM ONLY</b>	SCALE <b>4:1</b>	DESIGN UNITS <b>METRIC</b>	THIRD ANGLE PROJECTION
		DRAWN BY DATE SAM.C 960401		TITLE <b>4.2MM W-T-B VERT. HEADER W/O FLANGES MINI-FIT JR</b>			
		CHECKED BY DATE		APPROVED BY DATE FSMITH 2010/10/04		<b>molex</b>	<b>MOLEX INCORPORATED</b>
		MATERIAL NO.		<b>SEE CHART</b>		DOCUMENT NO. <b>SD-87427-***4*</b>	SHEET NO. <b>1 OF 2</b>
DRAFT WHERE APPLICABLE MUST REMAIN WITHIN DIMENSIONS		SIZE <b>B</b>		THIS DRAWING CONTAINS INFORMATION THAT IS PROPRIETARY TO MOLEX INCORPORATED AND SHOULD NOT BE USED WITHOUT WRITTEN PERMISSION			



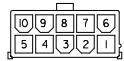
**CKT. SIZE 14**



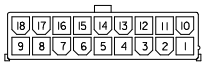
**CKT. SIZE 12**



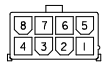
**CKT. SIZE 16**



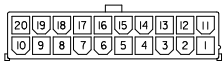
**CKT. SIZE 10**



**CKT. SIZE 18**



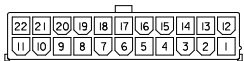
**CKT. SIZE 8**



**CKT. SIZE 20**



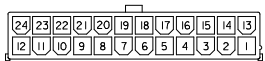
**CKT. SIZE 6**



**CKT. SIZE 22**



**CKT. SIZE 4**



**CKT. SIZE 24**



**CKT. SIZE 2**

BEIGE		
	36633-0029	24
	36633-0028	22
	36633-0027	20
	36633-0039	18
	36633-0026	16
	36633-0038	14
	36633-0037	12
	36633-0025	10
	36633-0036	8
	36633-0035	6
	36633-0034	4
	36633-0033	2
PLATING	ENG. NO.	CKT. SIZE
	BULK PACKED	

SEE NOTE ON SHEET 1 FOR PLATING DETAILS

"#" CONSULT FACTORY FOR AVAILABILITY

BLACK		BEIGE		BEIGE		BEIGE		BEIGE		BEIGE	
#	87427-2492	24	87427-2448	24	#	87427-2432	24	87427-2443	24	87427-2442	24
#	87427-2292	22	87427-2248	22	#	87427-2232	22	87427-2243	22	87427-2242	22
#	87427-2092	20	87427-2048	20	#	87427-2032	20	87427-2043	20	87427-2042	20
#	87427-1892	18	87427-1848	18	#	87427-1832	18	87427-1843	18	87427-1842	18
#	87427-1692	16	87427-1648	16	#	87427-1632	16	87427-1643	16	87427-1642	16
#	87427-1492	14	87427-1448	14		87427-1432	14	87427-1443	14	87427-1442	14
#	87427-1292	12	87427-1248	12	#	87427-1232	12	87427-1243	12	87427-1242	12
#	87427-1092	10	87427-1048	10		87427-1032	10	87427-1043	10	87427-1042	10
#	87427-0892	8	87427-0848	8		87427-0832	8	87427-0843	8	87427-0842	8
#	87427-0692	6	87427-0648	6		36633-0010	6	87427-0643	6	87427-0642	6
#	87427-0492	4	87427-0448	4		36633-0009	4	87427-0443	4	87427-0442	4
#	87427-0292	2	87427-0248	2		36633-0008	2	87427-0243	2	87427-0242	2
	ENG. NO.	CKT. SIZE	ENG. NO.	CKT. SIZE		ENG. NO.	CKT. SIZE	ENG. NO.	CKT. SIZE	ENG. NO.	CKT. SIZE
	BULK PACKED		BULK PACKED			TAPE & REEL PACKED		BULK PACKED		BULK PACKED	

SEE SHEET 1 EC NO: UCP2012-3328 DRAWN: NGUYEN 2012/04/12 CHKD: BELL 2012/04/12 APPR: FSMITH 2012/04/15	REV F1	QUALITY SYMBOLS	GENERAL TOLERANCES (UNLESS SPECIFIED)	DIMENSION STYLE <b>MM ONLY</b>		SCALE <b>2:1</b>	DESIGN UNITS <b>METRIC</b>	THIRD ANGLE PROJECTION		
		$F/0$	4 PLACES ± --- ± ---	DRAWN BY SAM.C	DATE 960401	TITLE <b>4.2MM W-T-B VERT. HEADER W/O FLANGES MINI-FIT JR</b>				
		$F/0$	3 PLACES ± --- ± ---	CHECKED BY	DATE	<b>MOLEX INCORPORATED</b> DOCUMENT NO. <b>SD-87427-***4*</b> SHEET NO. <b>2 OF 2</b>				
		$F/0$	2 PLACES ± 0.20 ± ---	APPROVED BY FSMITH	DATE 2010/10/04					
		1 PLACE ± --- ± ---	ANGULAR ± ---°	MATERIAL NO.		SEE CHART		DRAFT WHERE APPLICABLE MUST REMAIN WITHIN DIMENSIONS		