SIGN	DATE	DESCRIPTION	APPROVER
1			

THIS IS CAD DRAWING, DO NOT REVISE MANUALLY!!!

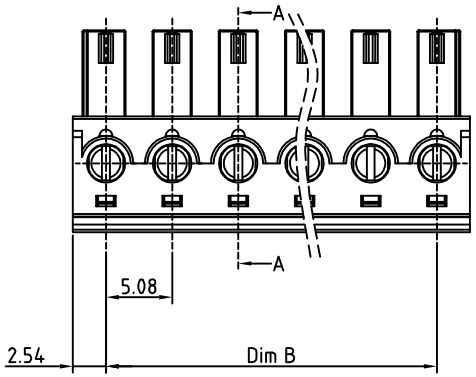

Poles	02	03	04	05	06	07	08	09
Dim L	10.00	15.00	20.00	25.00	30.00	35.00	40.00	45.00
Dim B	5.00	10.00	15.00	20.00	25.00	30.00	35.00	40.00
TOL	±0.15							
Poles	10	11	12	13	14	15	16	17
Dim L	50.00	55.00	60.00	65.00	70.00	75.00	80.00	85.00
Dim B	45.00	50.00	55.00	60.00	65.00	70.00	75.00	80.00
TOL	±0.25							
Poles	18	19	20	21	22	23	24	
Dim L	90.00	95.00	100.0	105.0	110.0	115.0	120.0	
Dim B	85.00	90.00	95.00	100.0	105.0	110.0	115.0	
TOL	±0.35							

Material

- Insulating body:Thermoplastic (UL94V-0)
- Insulating cover:Thermoplastic (UL94V-0)
- Contact:Brass, Tin plated
- Wire guard: PhBz ,Tin plated
- Terminal screw :Steel Cr3+ Zinc plating "-" slot type

Electrical

- Voltage rating: 300VAC
- Current rating: 10A
- Wire range:
  Solid wire(AWG): 14-30
  Stranded wire(AWG): 14-30
- Torque(Lb-In): 2
- Screw: M2
- Wire strip length: 7-8mm
- Withstanding Voltage: 1.6KV
- Operating temperature: -30°C to +105°C
- Soldering temperature: 250°C±10°C/5 Sec

RoHS Compliant

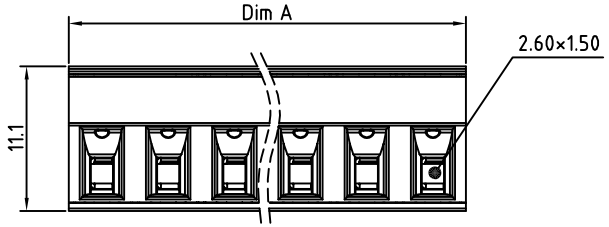

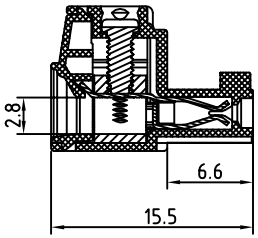

SECTION A-A

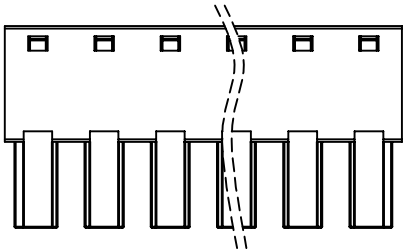

PART NUMBER:

OSTVRXX5150

No. of Poles
- 02 2 Poles
- 03 3 Poles
- ... ...
- 24 24 Poles

COLOR
- 0: Black
- 5: Green (Standard)
- 6: Blue
- 8: Grey

THESE DRAWINGS AND SPECIFICATIONS ARE THE PROPERTY OF ON-SHORE TECHNOLOGY, INC. AND SHALL NOT BE REPRODUCED, COPIED OR USED IN ANY MANNER WITHOUT THE PRIOR WRITTEN CONSENT OF ON-SHORE TECHNOLOGY, INC.

ON-SHORE TECHNOLOGY, INC.

TITLE	OSTVR 5.08 Series w/o flange (contact on down side)				
PART NO.	OSTVRXX5150			DWG NO.	OSTVRXX5150.DWG
APPROVED	CHECKED	DESIGNED	DRAWN	CUST NO.	
		Aaron 2007.07.23	Aaron 2007.07.23	UNIT: mm / SCALE: NONE / SHEET: 01/01 / REV.: A1	

Tolerance	
X.	±0.50
X.X	±0.30
X.XX	±0.10
X°	±1°