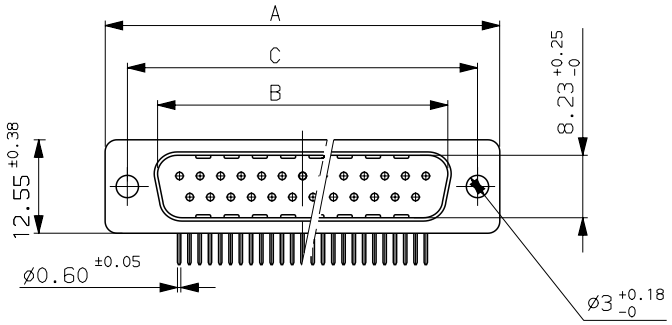

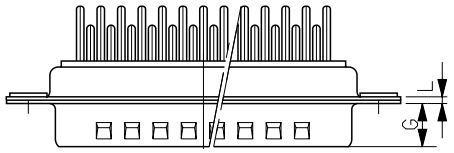

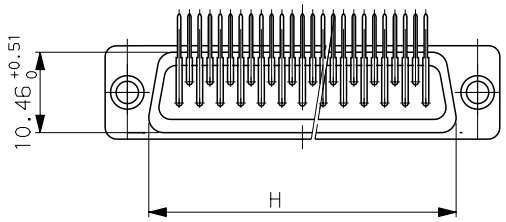

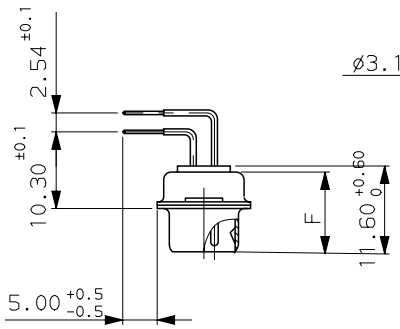

PC BOARD LAYOUT

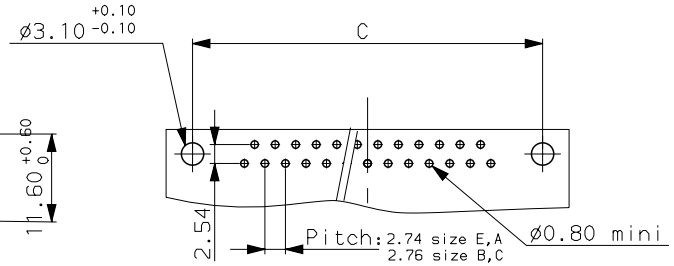

NOTES

Materiel and finish:

Housings:

Shells:steel,bright tin plated

Insulators:glass filled thermoplastic UL94V0

Contacts:

brass ,gold plated over nickel

on mating end,bright tin plated over nickel

on termination end

Dimensions are in millimeters

Shell size	Number of contacts	A +0.76 0	B +0.25 0	C ±0.12	F +0.51 0	G +0.25 0	H +0.51 0	L +0.22 0	Part number	Part number
E	09	30.43	16.46	24.99	10.64	6.05	19.02	0.80	DEP09P500CTX	DEP09P543CTX
A	15	38.76	24.54	33.32	10.64	6.05	27.25	0.80	DAP15P500CTX	DAP15P543CTX
B	25	52.65	38.25	47.04	10.64	6.05	41.02	0.80	DBP25P500CTX	DBP25P543CTX
C	37	68.94	54.71	63.50	10.64	6.05	57.45	0.80	DCP37P500CTX	DCP37P543CTX

ISS	DATE	Lastest modification by : JARRY	MOD N°
a	20/10/03	Creation of drawing -	--

Designed by: JARRY date 20/10/03 | Type of drawing: CLIENT

Checked by : FONTENEAU date 20/10/03 | Released by: -- --

TITLE : PINS CONNECTORS D SUB. RIGHT ANGLED SPILL

SCALE 1.5 | Special mfg:-- item list n°: -- | MATERIAL:-- -- | N°: --

General linear Tolerances: -- | General machining surface texture: -- | Geometrical Tolerances see NF E 04-552 | SHEET 1/1

FCI FRAMATOME GROUP
FRAMATOME CONNECTORS FRANCE
Rue Louis Breguet - BP 05
72024 LE MANS Cedex
Tel. 33 (16) 43.84.08.43

This document is the property of FRAMATOME CONNECTORS FRANCE It must not be reproduced or communicated without permission in writting flow the owners

FORMAT A3 | SOURIAU DRG N° C01-8637-1628 | PROJECT M94D001

PDM: Rev:A STATUS:Released Printed: Jan 19, 2010