

Film Chip Capacitor

Type: **ECWU(X)**

Stacked metallized PEN film as dielectric with simple mold-less construction

■Features

- Small in size (minimum size 3.2×1.6 mm)
- 85°C, 85%RH, W.V. × 1.0 for 500 hours
- Applicable for reflow soldering

■Recommended Applications

- Coupling
- By-pass
- General purpose

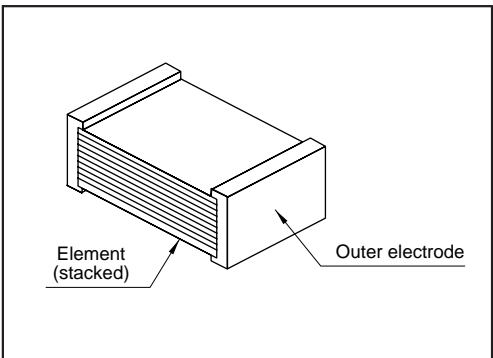
■Explanation of Part Numbers

1	2	3	4	5	6	7	8	9	10	11				
E	C	W	U	1				J	X	5				
Product code		Dielectric & construction		Rated voltage		Capacitance		Cap. Tol.	Suffix	Suffix				
				1 100VDC				J ±5%		<table><tr><td></td><td>Tape width</td></tr><tr><td>5</td><td>8mm</td></tr></table>		Tape width	5	8mm
	Tape width													
5	8mm													

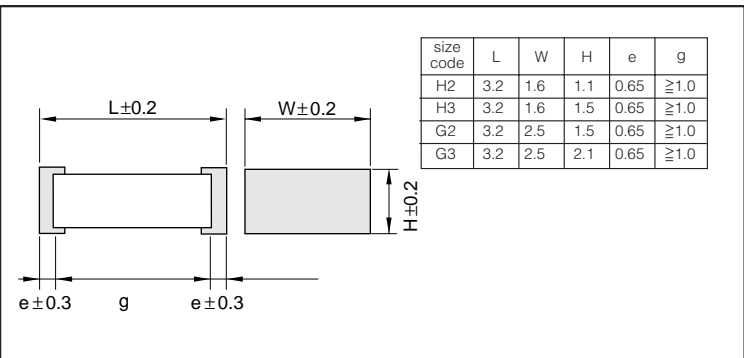
■Specifications

Category temp. range	−55 to +105°C
Rated voltage	100VDC
Capacitance range	0.001 to 0.01μF (E12)
Capacitance tolerance	±5% (J)
Withstand voltage	Between terminals : Rated volt. (VDC)×175% 1 to 5s
Dissipation factor	≤1.0% (20°C 1kHz)
Insulation resistance	≥3000MΩ (20°C, 100VDC 60s)
Soldering conditions	Reflow soldering : 240°C max. and 30s max. at more than 210°C (Temp. at cap. surface)

■Construction



■Dimensions in mm (not to scale)



■Taping Specification for Automatic Mounting

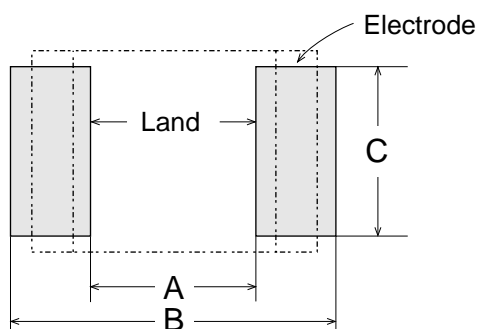
See page 24 for automatic mounting.

■Rating, Dimensions & Quantity/Reel

●Capacitance tolerance : $\pm 5\%$ (J)

Cap. (μF)	Rated volt. 100VDC					
	Part No.	Dimensions (mm)			Code	Q'ty
		L	W	H		
0.001	ECWU1102JX5	3.2	1.6	1.1	H2	3000
0.0012	ECWU1122JX5	3.2	1.6	1.1	H2	
0.0015	ECWU1152JX5	3.2	1.6	1.1	H2	
0.0018	ECWU1182JX5	3.2	1.6	1.1	H2	
0.0022	ECWU1222JX5	3.2	1.6	1.1	H2	
0.0027	ECWU1272JX5	3.2	1.6	1.1	H2	
0.0033	ECWU1332JX5	3.2	1.6	1.5	H3	2000
0.0039	ECWU1392JX5	3.2	1.6	1.5	H3	
0.0047	ECWU1472JX5	3.2	1.6	1.5	H3	
0.0056	ECWU1562JX5	3.2	2.5	1.5	G2	
0.0068	ECWU1682JX5	3.2	2.5	1.5	G2	
0.0082	ECWU1822JX5	3.2	2.5	2.1	G3	
0.01	ECWU1103JX5	3.2	2.5	2.1	G3	

■Recommended for Land Dimensions (mm)



Size code	Land dimensions for reflow soldering		
	A	B	C
H2,H3	1.8	3.6	1.4
G2,G3	1.8	3.6	2.3