



Part Number  
Key Word



Site Search

TOP

NEWS RELEASE

CONNECTOR SEARCH

CATALOG

SAMPLE

STOCK CHECK

[TOP](#) > [WR-60S-VF-N1](#)

## Product List

Product Name	<b>WR-60S-VF-N1</b>
Series Name	WR Series
Lead free	Yes
Contact pitch (mm)	0.5
Number of contacts	60
Number of rows	2
Connector types	Receptacle
PCB mounting method	Solder (SMT)
Connector styles	Straight
Mounted height (mm)	3.25
Mating side contact finish	Gold over Nickel
Minimum thickness of the plating contact area (micrometer)	0.1

Finish of contact in PCB mounting area	Gold flash over Nickel
Material of insulator	Glass-filled LCP (UL94V-0, Black)
Material of contact	Phosphor Bronze
Polarization key	None
With polarizing boss	None
With hold-down	None
With mounting ears	None
With hook pin	None
Remarks	-
Related Documents	 83Kbytes
Pair	WR-60PB-VF60-N1 WR-60PB-VF-N1 WR-60P-VF50-N1 WR-60P-VF60-N1 WR-60P-VF-N1

## Notice:

1. The values specified in this web site are only for reference. The products and their specifications are subject to change without notice. Contact our sales staff for further information before considering or ordering any of our products.  
For purchase, a product specification must be agreed upon.
2. Users are requested to provide protection circuits and redundancy circuits to ensure safety of the equipment, and sufficiently review the suitability of JAE's products to the equipment.

3. The products presented in this web site are designed for the uses recommended below.  
We strongly suggest you contact our sales staff when considering use of any of the products in any other way than the recommended applications or for a specific use that requires an extremely high reliability.

(1) Applications that require consultation:

- (i) Please contact us if you are considering use involving a quality assurance program that you specify or that is peculiar to the industry, such as:  
Automotive electrical components, train control, telecommunications devices (mainline), traffic light control, electric power, combustion control, fire prevention or security systems, disaster evention equipment, etc.
- (ii) We may separately give you our support with a quality assurance program that  
you specify, when you think of a use such as :

Aviation or space equipment, submarine repeaters, nuclear power control systems, medical equipment for life support, etc.

(2) Recommended applications include:

Computers, office appliances, telecommunications devices (terminals, mobile units), measuring equipment, audiovisual equipment, home electric appliances, factory automation equipment, etc

JE00019S  
(ON 0NIMWAD)号图面

版数 REV.	年月日 DATE	DCN NO.	変更内容 DESCRIPTION	製図 DR.	担当 CHK.	査閲 APPD.	承認 APPD.

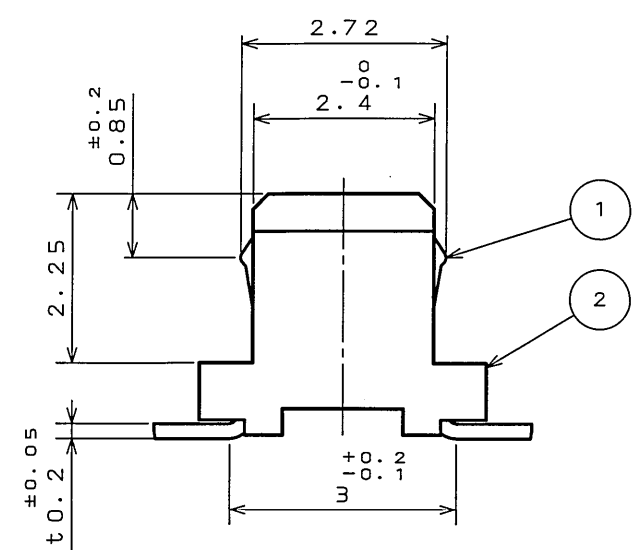
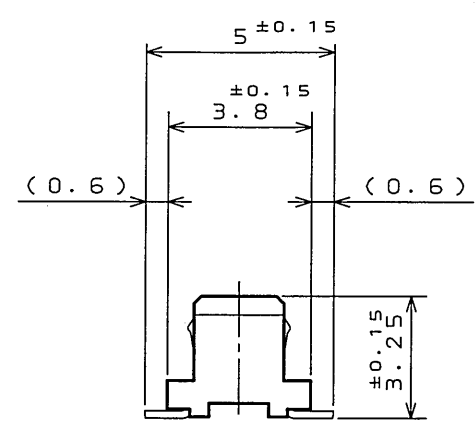
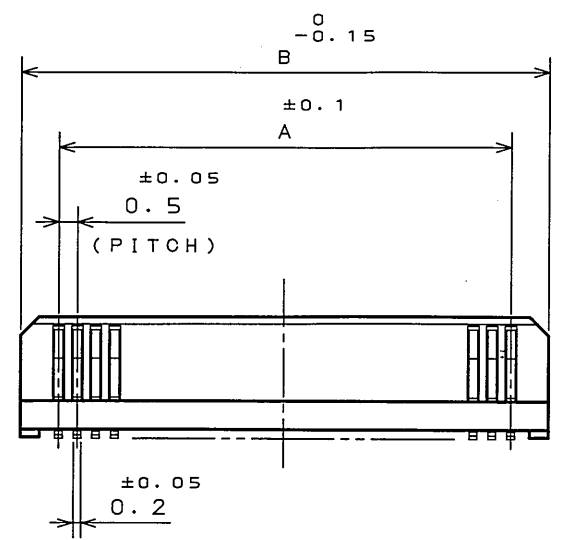
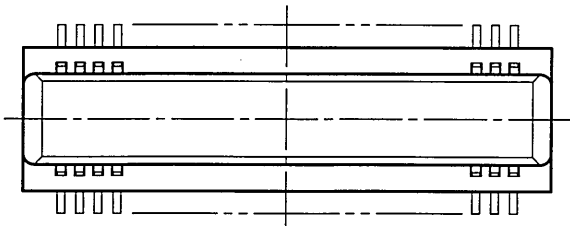


TABLE 1

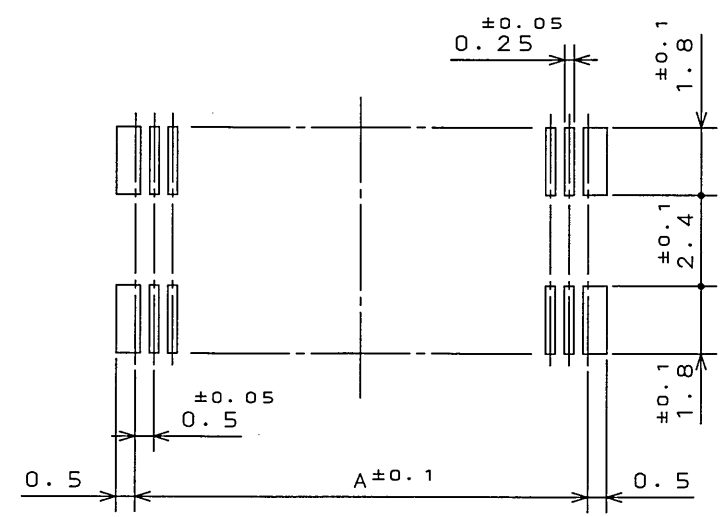
NO. OF CONTACTS	A	B
20	4.5	6.5
30	7.0	9.0
40	9.5	11.5
50	12.0	14.0
60	14.5	16.5
70	17.0	19.0
80	19.5	21.5
100	24.5	26.5
120	29.5	31.5
160	39.5	41.5

(SCALE 10:1)  
(尺度 10:1)

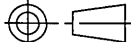
TABLE 2

FINISH	CONTACT AREA	TERMINAL AREA
N 1	GOLD(0.1μm MIN)OVER NICKEL	GOLD FLASH OVER NICKEL

NOTE1. COPLANARITY IS AS PER APPLICABLE SPECIFICATION.  
注1. 端子の振れ規定は適用仕様書による。



APPLICABLE P.C.B. DIMENSION(REF.)  
適合基板寸法(参考)

2	INSULATOR	1	GLASS FILLED LCP	COLOR:BLACK	
1	CONTACT	N	PHOSPHOR BRONZE	TABLE 2	
符号 NO.	名称 DESCRIPTION	个数 QTY.	材料 MATERIAL	仕上 FINISH	備考 REMARKS
仕様書(SPECIFICATION) JACS-1385-*		第1版(ORIGINAL DATE) 4.Dec.2003		尺(SCALE) 5:1	シリーズ(SERIES) WR
公差(GENERAL TOLERANCE)		製図 DR.	M.TANAKA	名称(TITLE) WR-*S-VF-N1	Reference Only JAE AVIATION ELECTRONICS INDUSTRY, LTD.
寸法(DIMENSION)		担当 CHK.	T.SHIODA		
. ±0.8 .X ±0.4 .XX ±0.1 .XXX ±		査閲 APPD.	K. Kawase		
.X° ± .X°X' ±		承認 APPD.	S. Kashiwagi		
				重量(WEIGHT)	
					図面番号(DRAWING NO.) SJ100337

LEAD FREE この製品は鉛フリー品です

DOF-0-212E(03.08)

