REVISIONS				
REV.	ECO. NO	DESCRIPTION	DATE	BY
A	1839	INITIAL RELEASE	11/3/2008	JH
B	1845	UPDATE NOTE 12 & TOLERANCE BLOCK, ADD TOLERANCE TO DIM. .398[10.10]	11/6/2008	JH
C	1909	UPDATE NOTES	2/4/2009	JH
D	2537	UPDATE NOTE 10 PROCESSING TEMPERATURE	02/29/2012	LH
E	2915	ADD 'N' MATERIAL OPTION & UPDATE NOTES	2/6/2014	NC

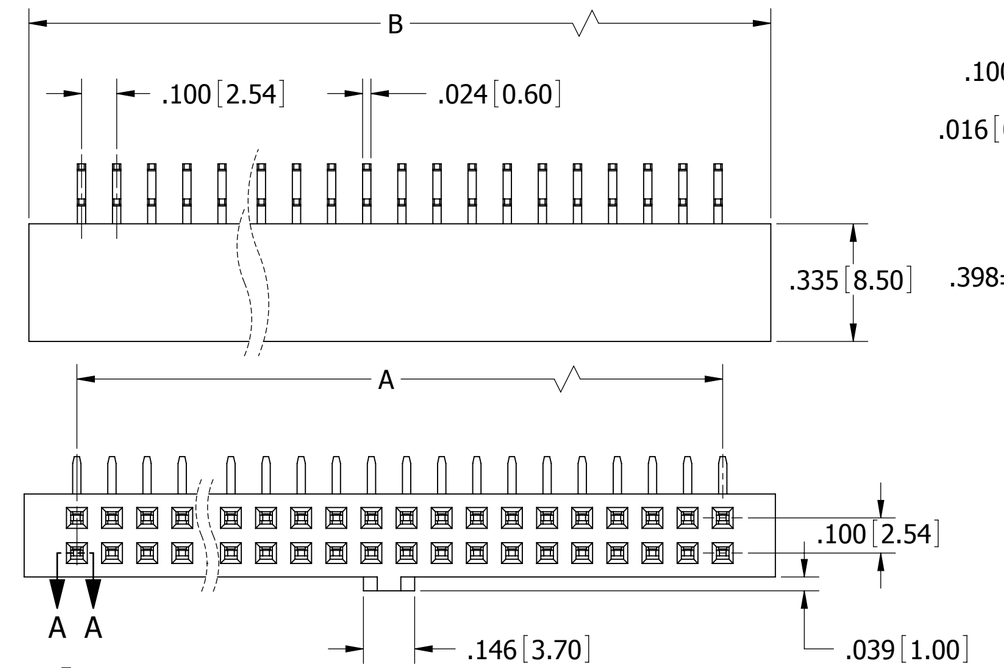

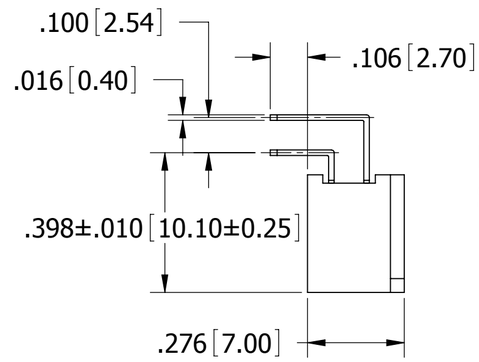

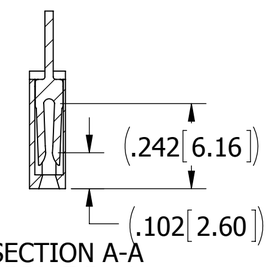

SECTION A-A
SCALE 3 : 1

PART NUMBER CODING

SFH11- _ _ _ C-D _ _ -RA- _ _

PRELIMINARY

COLOR
BK= BLACK
GY= GREY

NUMBER OF POSITIONS
(CONTACTS PER ROW)

PLATING
(.000030"~.000050" NICKEL UNDERPLATED)
P = GOLD FLASH OVERALL
E = .000100" PURE TIN, MATTE, OVERALL

CONTACT MATERIAL
P = PHOSPHOR BRONZE
B = BRASS

INSULATOR MATERIAL
P = PBT
PROCESSING TEMP = WAVE/MANUAL SOLDERING
N = NYLON-6T
PROCESSING TEMP = 260°C FOR 10 SEC MAX

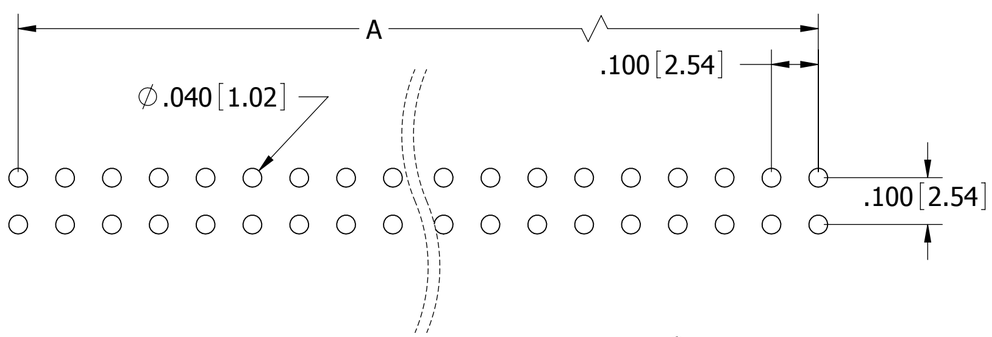

RECOMMENDED PCB HOLE LAYOUT

PART NUMBER	POSITIONS/ CONTACTS	A		B	
		INCH	MM	INCH	MM
SFH11- _ _ _ C-D03-RA- _ _	03/06	0.200	5.08	0.500	12.70
SFH11- _ _ _ C-D04-RA- _ _	04/08	0.300	7.62	0.600	15.24
SFH11- _ _ _ C-D05-RA- _ _	05/10	0.400	10.16	0.700	17.78
SFH11- _ _ _ C-D06-RA- _ _	06/12	0.500	12.70	0.800	20.32
SFH11- _ _ _ C-D07-RA- _ _	07/14	0.600	15.24	0.900	22.86
SFH11- _ _ _ C-D08-RA- _ _	08/16	0.700	17.78	1.000	25.40
SFH11- _ _ _ C-D10-RA- _ _	10/20	0.900	22.86	1.200	30.48
SFH11-_ _ _ C-D12-RA- _ _	12/24	1.100	27.94	1.400	35.56
SFH11- _ _ _ C-D13-RA- _ _	13/26	1.200	30.48	1.500	38.10
SFH11- _ _ _ C-D15-RA- _ _	15/30	1.400	35.56	1.700	43.18
SFH11-_ _ _ C-D17-RA- _ _	17/34	1.600	40.64	1.900	48.26
SFH11- _ _ _ C-D20-RA- _ _	20/40	1.900	48.26	2.200	55.88
SFH11- _ _ _ C-D25-RA- _ _	25/50	2.400	60.96	2.700	68.58
SFH11- _ _ _ C-D30-RA- _ _	30/60	2.900	73.66	3.200	81.28
SFH11- _ _ _ C-D32-RA- _ _	32/64	3.100	78.74	3.400	86.36

NOTES:
1. INSULATOR MATERIAL: SEE PART NUMBER CODING.
2. CONTACT MATERIAL: SEE PART NUMBER CODING.
3. PLATING: SEE PART NUMBER CODING.
4. CONTACT RESISTANCE: 20m OHMS MAX.
5. OPERATING TEMPERATURE: -40˚C TO +105˚C.
6. UL FLAMMABILITY RATING: 94V-0.
7. CURRENT RATING: 3.0 AMPS PER CONTACT.
8. INSULATOR RESISTANCE: 1,000M OHMS MIN.
9. DIELECTRIC WITHSTANDING: 500 VAC
10. PROCESSING TEMP.: SEE PART NUMBER CODING.
11. MATES WITH SBH11 SERIES.
12. FOR PCB CONNECTOR.

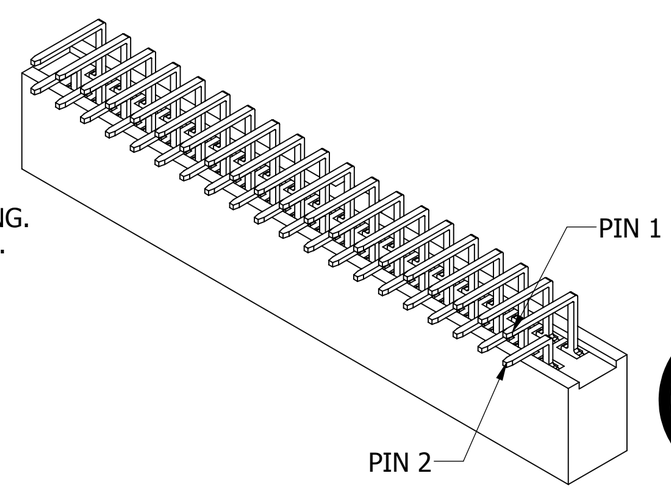

RoHS COMPLIANT

UNLESS OTHERWISE SPECIFIED:
DIMENSIONS ARE IN INCHES [MM]

TOLERANCES:

ANGULAR:

DECIMALS
.XX= ± .012 [.3]
.XXX= ± .008 [.20]
.XXXX= ± .0040 [.100]

DRAWN	DATE	NAME
	11/3/2008	JH

THE INFORMATION HEREIN CONTAINS PROPIETARY INFORMATION OF SULLINS ELECTRONICS AND IS NOT TO BE REPRODUCED, USED OR DISCLOSED TO OTHERS FOR ANY PURPOSE EXCEPT AS SPECIFICALLY AUTHORIZED IN WRITING BY AN OFFICER OF SULLINS ELECTRONICS.

SULLINS CONNECTOR SOLUTIONS

TITLE
HEADER FEMALE, .100[2.54] CC, RA

PART NUMBER
SFH11- _ _ _ C-D _ _ -RA- _ _

SIZE	CAGE CODE	DWG. NO.	REV
C	54453	11161	E

SCALE: 2:1 | SHEET 1 OF 1

FILE NAME: 11161 SFH11- _ _ _ C-D _ _ -RA- _ _